



Doomben QLD Professional

Race 4: CASCADE Maiden Plate - 1350m

17 January 2024 - 15:24



BRISBANE
RACING CLUB

Track Rating: Soft 7, Weather: Overcast, Rail Position: +7.5 Entire

Section		Field Times											
Overall	1200m	1000m	800m	600m	400m	Last 600m							
1:21.23 (0:11.01)	1:10.22 (0:10.76)	0:59.46 (0:11.56)	0:47.90 (0:12.38)	0:35.52 (0:11.85)	0:23.67 (0:11.57)	0:35.52							
Rank	TAB	Horse/Jockey	Barrier	Top Speed [km/h]	Fastest Section	Overall	1200m	1000m	800m	600m	400m	Last 600m	Distance Travelled [m]
1	3	CAPTAIN FENKEL James Orman	1	67.1 1200m	0:10.84 1200m	1:21.23 [1] (0:11.15)	1:10.08 [4] (0:10.84)	0:59.24 [4] (0:11.57)	0:47.67 [4] (0:12.35)	0:35.32 [3] (0:11.90)	0:23.42 [4] (0:11.32)	0:35.32	
2	13	DEEP DAWN Angela Jones	15	67.4 1200m	0:10.81 1200m	1:21.84 [2] (0:11.06)	1:10.78 [2] (0:10.81)	0:59.97 [3] (0:11.51)	0:48.46 [2] (0:12.33)	0:36.13 [1] (0:11.94)	0:24.19 [2] (0:11.56)	0:36.13	+3
3	10	FIDDLER ONTHE ROOF Karl Zechner	2	67.2 1200m	0:10.85 1200m	1:21.88 [3] (0:11.46)	1:10.42 [7] (0:10.85)	0:59.57 [6] (0:11.49)	0:48.08 [6] (0:12.24)	0:35.84 [6] (0:11.78)	0:24.06 [5] (0:11.66)	0:35.84	+0
4	14	HATASU Mark Du Plessis	16	66.5 1200m	0:11.03 1200m	1:21.94 [4] (0:11.78)	1:10.16 [10] (0:11.03)	0:59.13 [10] (0:11.54)	0:47.59 [10] (0:12.03)	0:35.56 [9] (0:11.77)	0:23.79 [8] (0:11.40)	0:35.56	+4
5	5	MERCHANT FLYER Boris Thornton	9	65.2 1000m	0:11.15 1200m	1:21.96 [5] (0:11.44)	1:10.52 [6] (0:11.15)	0:59.37 [8] (0:11.37)	0:48.00 [7] (0:12.06)	0:35.94 [5] (0:11.83)	0:24.11 [7] (0:11.58)	0:35.94	+7
6	11	GURU CLASS Corey Bayliss	14	67.2 1200m	0:10.76 1200m	1:22.00 [6] (0:11.01)	1:10.99 [1] (0:10.76)	1:00.23 [1] (0:11.56)	0:48.67 [1] (0:12.42)	0:36.25 [2] (0:11.81)	0:24.44 [1] (0:11.65)	0:36.25	-2
7	15	MISS FARSTAR Samantha Collett	12	66.3 1200m	0:10.98 1200m	1:22.05 [7] (0:11.70)	1:10.35 [9] (0:10.98)	0:59.37 [9] (0:11.42)	0:47.95 [8] (0:12.28)	0:35.67 [10] (0:11.86)	0:23.81 [10] (0:11.60)	0:35.67	+0
8	2	SIR LEONIDAS Adin Thompson	8	68.2 1200m	0:10.72 1200m	1:22.32 [8] (0:11.13)	1:11.19 [3] (0:10.72)	1:00.47 [2] (0:11.66)	0:48.81 [3] (0:12.45)	0:36.36 [4] (0:11.85)	0:24.51 [3] (0:11.73)	0:36.36	+8
9	12	VOCALS Jag Guthmann-Chester	5	68.6 1200m	0:10.83 1200m	1:22.97 [9] (0:11.37)	1:11.60 [5] (0:10.83)	1:00.77 [5] (0:11.49)	0:49.28 [5] (0:12.36)	0:36.92 [7] (0:11.80)	0:25.12 [6] (0:11.82)	0:36.92	+3
10	16	COSMIC IMAGE Michael Cahill	4	66.6 1200m	0:10.97 1200m	1:23.23 [10] (0:11.55)	1:11.68 [8] (0:10.97)	1:00.71 [7] (0:11.58)	0:49.13 [8] (0:12.24)	0:36.89 [8] (0:11.90)	0:24.99 [9] (0:11.88)	0:36.89	+2

Scratched: Fine And Rare (#1), Mystic Mac (#6), Prairie Legend (#8), Crusader Razor (#4), Zinotar (#9), Payline (#7)

[] Ranking at each section and finish
 -:-:- No data available at this section
 NA No data available

SCN Saddle cloth number
 DNF Did not finish
 DNT Did not track



Doomben QLD Professional
Race 4: CASCADE Maiden Plate - 1350m
17 January 2024 - 15:24



Track Rating: Soft 7, Weather: Overcast, Rail Position: +7.5 Entire

Section							200m			Last 600m
Field Times							0:12.10			0:35.52
							(0:12.10)			
Rank	TAB	Horse/Jockey	Barrier	Top Speed [km/h]	Fastest Section	Margin			Distance Travelled [m]	
1	3	CAPTAIN FENKEL James Orman	1	67.1 1200m	0:10.84 1200m	0:12.10 [1] (0:12.10)	1:21.23		0:35.32	
2	13	DEEP DAWN Angela Jones	15	67.4 1200m	0:10.81 1200m	0:12.63 [3] (0:12.63)	3.58L		0:36.13 +3	
3	10	FIDDLER ONTHE ROOF Karl Zechner	2	67.2 1200m	0:10.85 1200m	0:12.40 [5] (0:12.40)	3.81L		0:35.84 +0	
4	14	HATASU Mark Du Plessis	16	66.5 1200m	0:11.03 1200m	0:12.39 [7] (0:12.39)	4.18L		0:35.56 +4	
5	5	MERCHANT FLYER Boris Thornton	9	65.2 1000m	0:11.15 1200m	0:12.53 [4] (0:12.53)	4.28L		0:35.94 +7	
6	11	GURU CLASS Corey Bayliss	14	67.2 1200m	0:10.76 1200m	0:12.79 [2] (0:12.79)	4.53L		0:36.25 -2	
7	15	MISS FARSTAR Samantha Collett	12	66.3 1200m	0:10.98 1200m	0:12.21 [9] (0:12.21)	4.8L		0:35.67 +0	
8	2	SIR LEONIDAS Adin Thompson	8	68.2 1200m	0:10.72 1200m	0:12.78 [6] (0:12.78)	6.4L		0:36.36 +8	
9	12	VOCALS Jag Guthmann-Chester	5	68.6 1200m	0:10.83 1200m	0:13.30 [8] (0:13.30)	10.2L		0:36.92 +3	
10	16	COSMIC IMAGE Michael Cahill	4	66.6 1200m	0:10.97 1200m	0:13.11 [10] (0:13.11)	11.74L		0:36.89 +2	

Scratched: Fine And Rare (#1), Mystic Mac (#6), Prairie Legend (#8), Crusader Razor (#4), Zinotar (#9), Payline (#7)

[] Ranking at each section and finish
 -:-:- No data available at this section
 NA No data available

SCN Saddle cloth number
 DNF Did not finish
 DNT Did not track



Horse/Jockey Name	Captain Fenkel
Final Rank	1
Fastest Section Time (Section)	0:10.84 (1200m)
Top Speed [km/h] (Section)	67.1 (1200m)
Race State	Finished

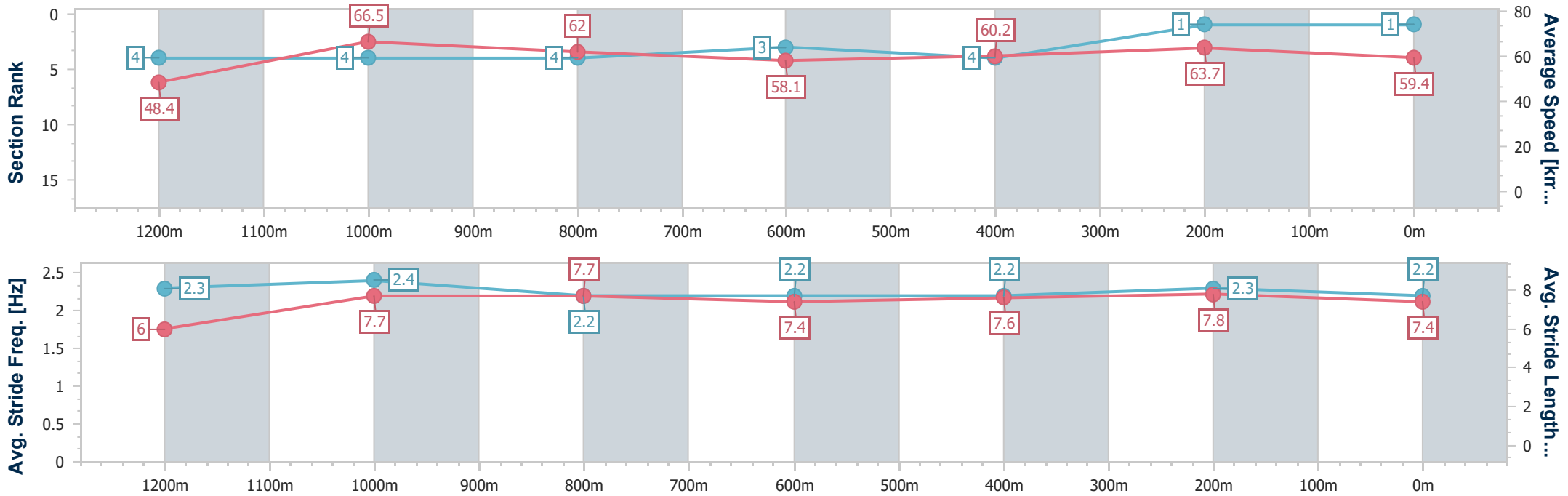


Doomben QLD Professional
Race 4: CASCADE Maiden Plate - 1350m
 17 January 2024 - 15:24
 Track Rating: Soft 7, Weather: Overcast, Rail Position: +7.5 Entire



BRISBANE
RACING CLUB

Section	Overall	1200m	1000m	800m	600m	400m	200m
Section Times	1:21.23 [1] (0:11.15)	1:10.08 [4] (0:10.84)	0:59.24 [4] (0:11.57)	0:47.67 [4] (0:12.35)	0:35.32 [3] (0:11.90)	0:23.42 [4] (0:11.32)	0:12.10 [1] (0:12.10)
Average Speed [km/h]	48.4	66.5	62.0	58.1	60.2	63.7	59.4
Top Speed [km/h]	65.9	67.1	64.8	60.0	61.9	65.0	62.9
Avg. Dist. to Rail [m]	0.5	0.8	0.5	0.4	0.8	0.7	0.7
Avg. Stride Freq. [Hz]	2.3	2.4	2.2	2.2	2.2	2.3	2.2
Avg. Stride Length [m]	6.0	7.7	7.7	7.4	7.6	7.8	7.4



- [] Ranking at each section and finish
- .-.- No data available at this section
- NA No data available



Horse/Jockey Name	Deep Dawn
Final Rank	2
Fastest Section Time (Section)	0:10.81 (1200m)
Top Speed [km/h] (Section)	67.4 (1200m)
Race State	Finished

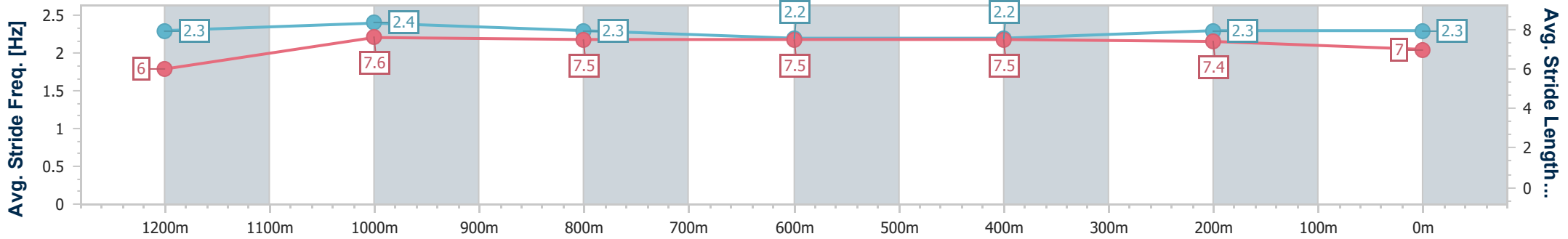
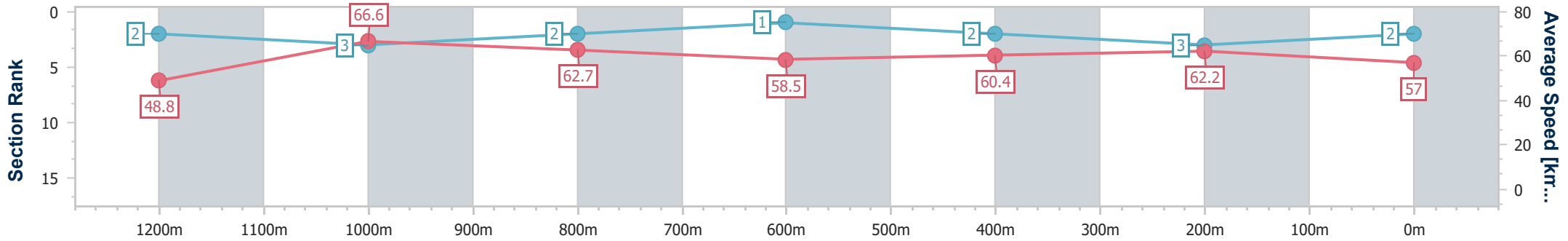


Doomben QLD Professional
Race 4: CASCADE Maiden Plate - 1350m
 17 January 2024 - 15:24
 Track Rating: Soft 7, Weather: Overcast, Rail Position: +7.5 Entire



BRISBANE
RACING CLUB

Section	Overall	1200m	1000m	800m	600m	400m	200m
Section Times	1:21.84 [2] (0:11.06)	1:10.78 [2] (0:10.81)	0:59.97 [3] (0:11.51)	0:48.46 [2] (0:12.33)	0:36.13 [1] (0:11.94)	0:24.19 [2] (0:11.56)	0:12.63 [3] (0:12.63)
Average Speed [km/h]	48.8	66.6	62.7	58.5	60.4	62.2	57.0
Top Speed [km/h]	67.1	67.4	66.7	59.8	61.5	63.0	60.8
Avg. Dist. to Rail [m]	6.9	2.4	1.3	0.6	0.3	0.5	0.3
Avg. Stride Freq. [Hz]	2.3	2.4	2.3	2.2	2.2	2.3	2.3
Avg. Stride Length [m]	6.0	7.6	7.5	7.5	7.5	7.4	7.0



- [] Ranking at each section and finish
- .-.- No data available at this section
- NA No data available



Horse/Jockey Name	Fiddler Onthe Roof
Final Rank	3
Fastest Section Time (Section)	0:10.85 (1200m)
Top Speed [km/h] (Section)	67.2 (1200m)
Race State	Finished

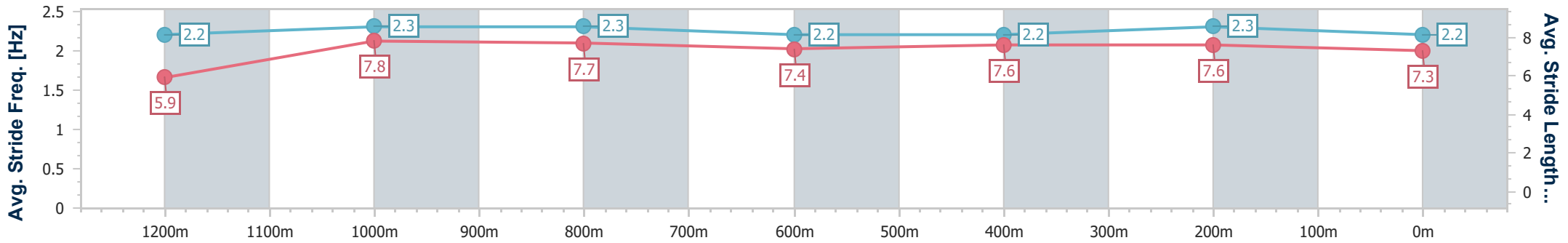
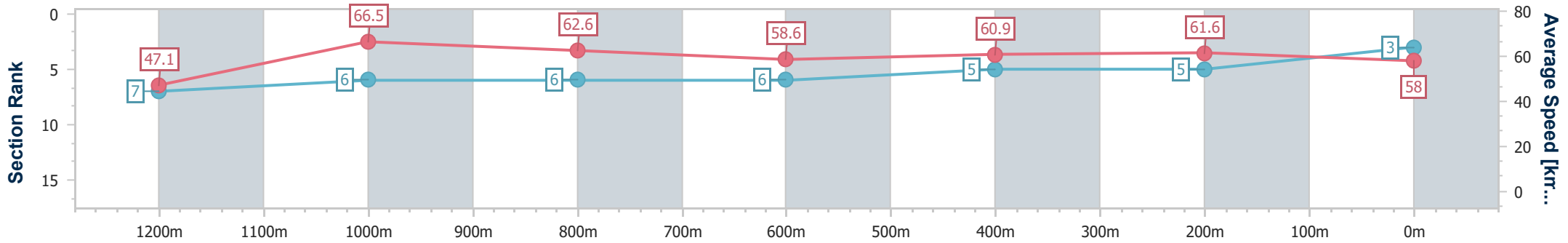


Doomben QLD Professional
Race 4: CASCADE Maiden Plate - 1350m
 17 January 2024 - 15:24
 Track Rating: Soft 7, Weather: Overcast, Rail Position: +7.5 Entire



BRISBANE
RACING CLUB

Section	Overall	1200m	1000m	800m	600m	400m	200m
Section Times	1:21.88 [3] (0:11.46)	1:10.42 [7] (0:10.85)	0:59.57 [6] (0:11.49)	0:48.08 [6] (0:12.24)	0:35.84 [6] (0:11.78)	0:24.06 [5] (0:11.66)	0:12.40 [5] (0:12.40)
Average Speed [km/h]	47.1	66.5	62.6	58.6	60.9	61.6	58.0
Top Speed [km/h]	65.7	67.2	65.4	60.7	62.3	62.6	61.8
Avg. Dist. to Rail [m]	1.9	0.2	0.4	0.3	1.2	0.8	0.8
Avg. Stride Freq. [Hz]	2.2	2.3	2.3	2.2	2.2	2.3	2.2
Avg. Stride Length [m]	5.9	7.8	7.7	7.4	7.6	7.6	7.3



- [] Ranking at each section and finish
- .-.- No data available at this section
- NA No data available



Horse/Jockey Name	Hatasu
Final Rank	4
Fastest Section Time (Section)	0:11.03 (1200m)
Top Speed [km/h] (Section)	66.5 (1200m)
Race State	Finished

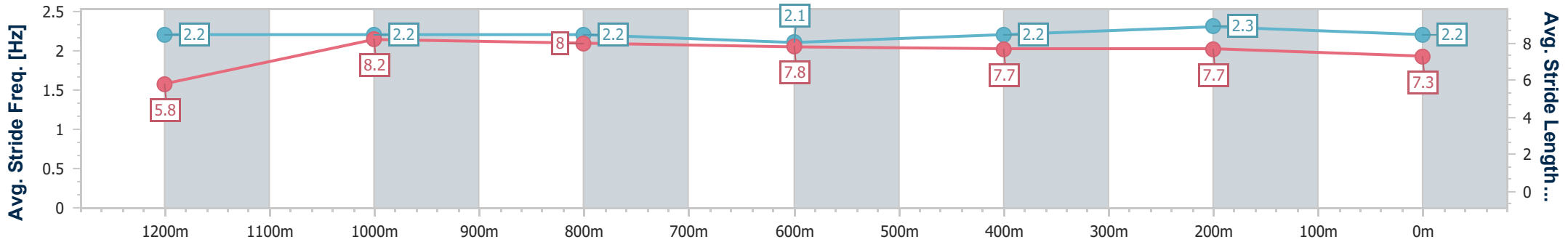
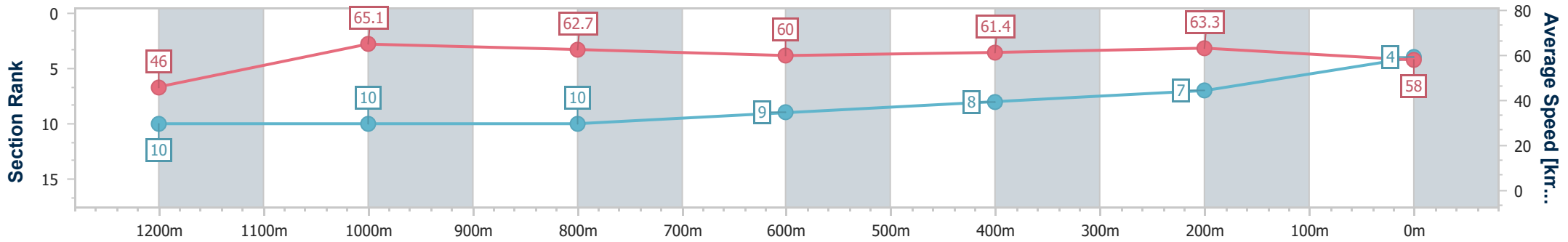


Doomben QLD Professional
Race 4: CASCADE Maiden Plate - 1350m
 17 January 2024 - 15:24
 Track Rating: Soft 7, Weather: Overcast, Rail Position: +7.5 Entire



BRISBANE
RACING CLUB

Section	Overall	1200m	1000m	800m	600m	400m	200m
Section Times	1:21.94 [4] (0:11.78)	1:10.16 [10] (0:11.03)	0:59.13 [10] (0:11.54)	0:47.59 [10] (0:12.03)	0:35.56 [9] (0:11.77)	0:23.79 [8] (0:11.40)	0:12.39 [7] (0:12.39)
Average Speed [km/h]	46.0	65.1	62.7	60.0	61.4	63.3	58.0
Top Speed [km/h]	63.1	66.5	65.4	61.1	63.2	64.0	61.5
Avg. Dist. to Rail [m]	8.7	1.9	1.8	0.8	0.4	2.7	3.4
Avg. Stride Freq. [Hz]	2.2	2.2	2.2	2.1	2.2	2.3	2.2
Avg. Stride Length [m]	5.8	8.2	8.0	7.8	7.7	7.7	7.3



- [] Ranking at each section and finish
- .-.- No data available at this section
- NA No data available



Horse/Jockey Name	Merchant Flyer
Final Rank	5
Fastest Section Time (Section)	0:11.15 (1200m)
Top Speed [km/h] (Section)	65.2 (1000m)
Race State	Finished

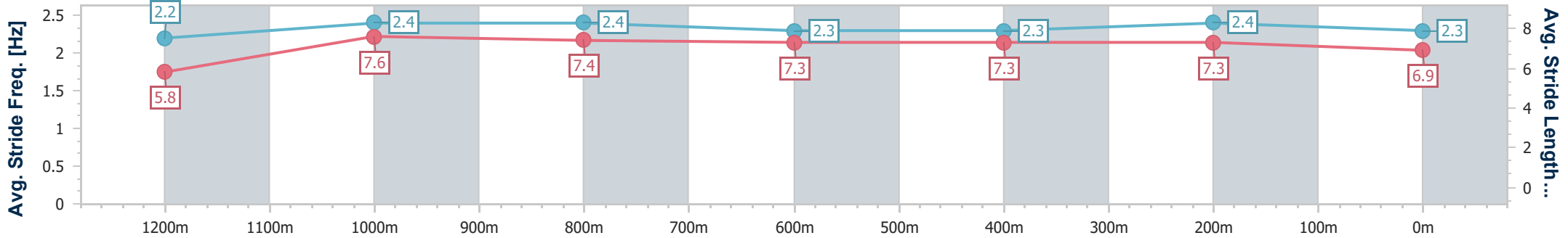
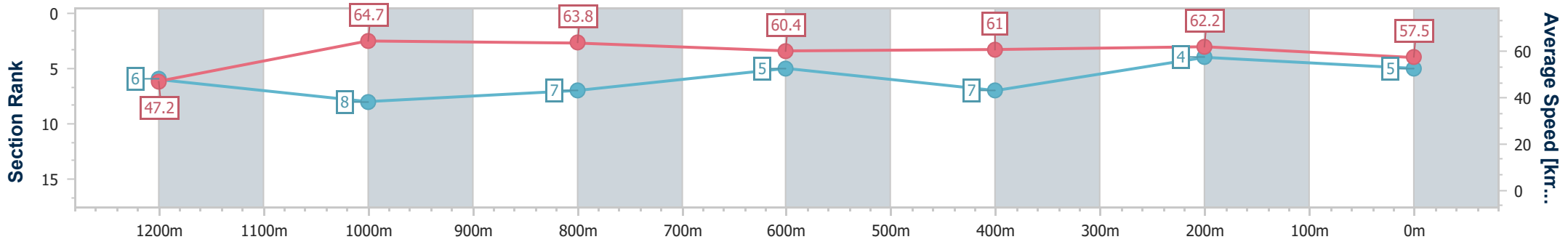


Doomben QLD Professional
Race 4: CASCADE Maiden Plate - 1350m
 17 January 2024 - 15:24
 Track Rating: Soft 7, Weather: Overcast, Rail Position: +7.5 Entire



BRISBANE
RACING CLUB

Section	Overall	1200m	1000m	800m	600m	400m	200m
Section Times	1:21.96 [5] (0:11.44)	1:10.52 [6] (0:11.15)	0:59.37 [8] (0:11.37)	0:48.00 [7] (0:12.06)	0:35.94 [5] (0:11.83)	0:24.11 [7] (0:11.58)	0:12.53 [4] (0:12.53)
Average Speed [km/h]	47.2	64.7	63.8	60.4	61.0	62.2	57.5
Top Speed [km/h]	63.3	65.0	65.2	61.9	62.9	64.6	61.0
Avg. Dist. to Rail [m]	5.0	1.8	2.4	1.9	0.7	3.0	3.3
Avg. Stride Freq. [Hz]	2.2	2.4	2.4	2.3	2.3	2.4	2.3
Avg. Stride Length [m]	5.8	7.6	7.4	7.3	7.3	7.3	6.9



- [] Ranking at each section and finish
- .-.- No data available at this section
- NA No data available



Horse/Jockey Name	Guru Class
Final Rank	6
Fastest Section Time (Section)	0:10.76 (1200m)
Top Speed [km/h] (Section)	67.2 (1200m)
Race State	Finished

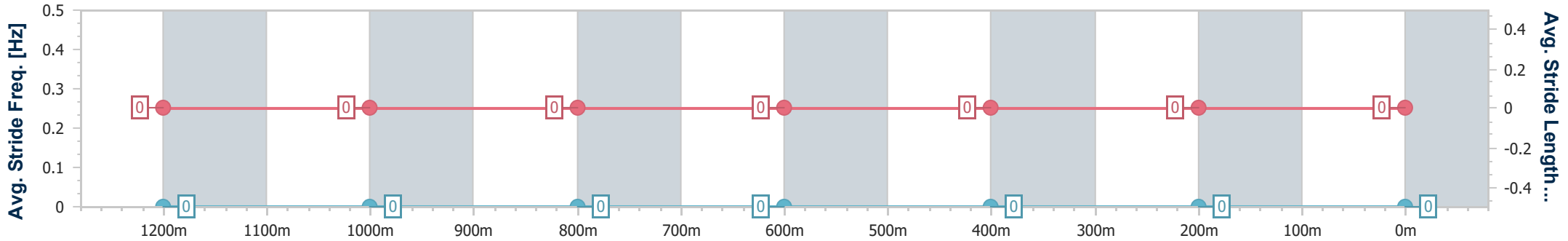
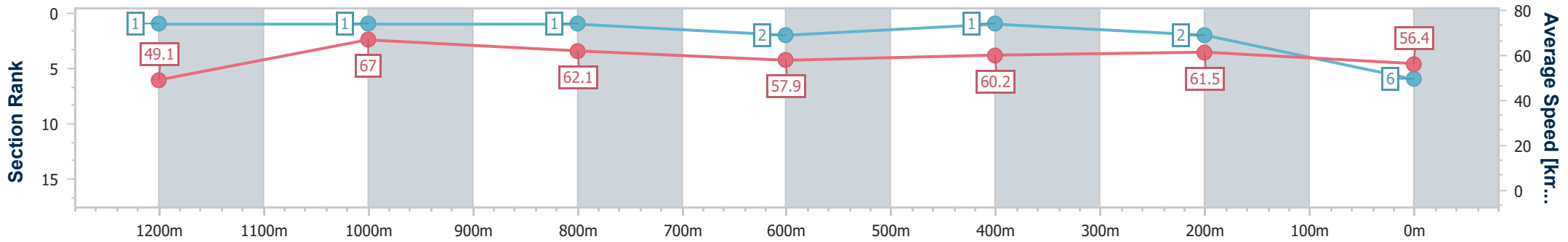


Doomben QLD Professional
Race 4: CASCADE Maiden Plate - 1350m
 17 January 2024 - 15:24
 Track Rating: Soft 7, Weather: Overcast, Rail Position: +7.5 Entire



BRISBANE
RACING CLUB

Section	Overall	1200m	1000m	800m	600m	400m	200m
Section Times	1:22.00 [6] (0:11.01)	1:10.99 [1] (0:10.76)	1:00.23 [1] (0:11.56)	0:48.67 [1] (0:12.42)	0:36.25 [2] (0:11.81)	0:24.44 [1] (0:11.65)	0:12.79 [2] (0:12.79)
Average Speed [km/h]	49.1	67.0	62.1	57.9	60.2	61.5	56.4
Top Speed [km/h]	66.9	67.2	65.8	59.6	61.3	62.5	59.8
Avg. Dist. to Rail [m]	5.4	1.1	0.2	0.6	2.5	1.8	1.6
Avg. Stride Freq. [Hz]	---	---	---	---	---	---	---
Avg. Stride Length [m]	---	---	---	---	---	---	---



- [] Ranking at each section and finish
- No data available at this section
- NA No data available



Horse/Jockey Name	Miss Farstar
Final Rank	7
Fastest Section Time (Section)	0:10.98 (1200m)
Top Speed [km/h] (Section)	66.3 (1200m)
Race State	Finished

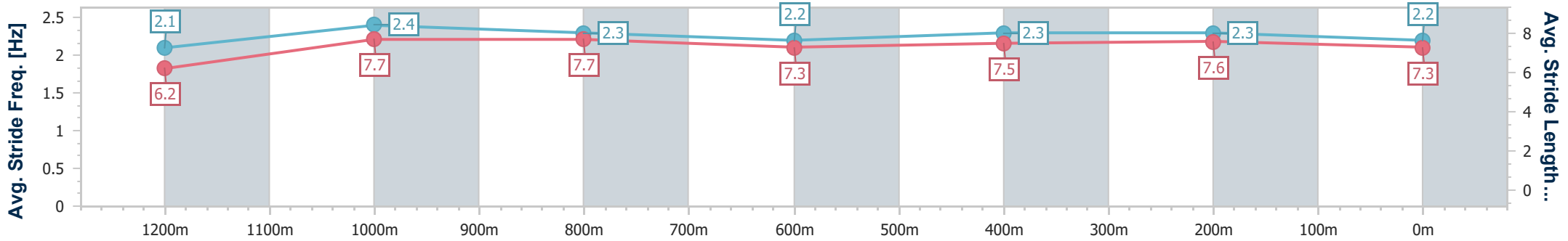
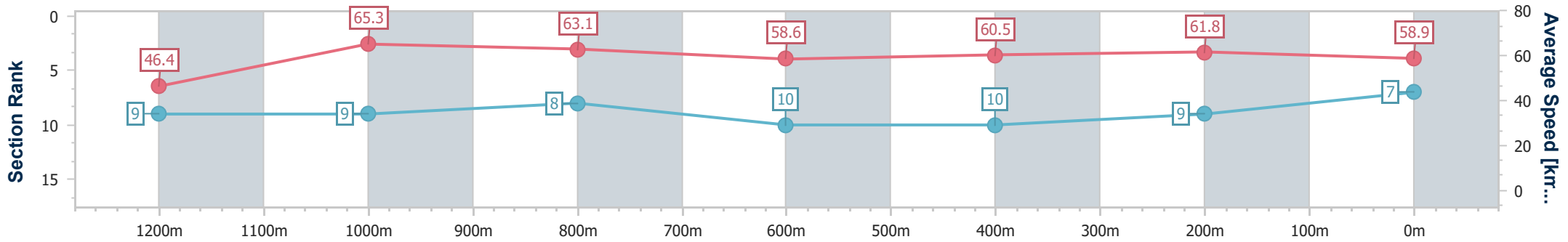


Doomben QLD Professional
Race 4: CASCADE Maiden Plate - 1350m
 17 January 2024 - 15:24
 Track Rating: Soft 7, Weather: Overcast, Rail Position: +7.5 Entire



BRISBANE
RACING CLUB

Section	Overall	1200m	1000m	800m	600m	400m	200m
Section Times	1:22.05 [7] (0:11.70)	1:10.35 [9] (0:10.98)	0:59.37 [9] (0:11.42)	0:47.95 [8] (0:12.28)	0:35.67 [10] (0:11.86)	0:23.81 [10] (0:11.60)	0:12.21 [9] (0:12.21)
Average Speed [km/h]	46.4	65.3	63.1	58.6	60.5	61.8	58.9
Top Speed [km/h]	65.2	66.3	65.2	60.3	62.6	62.7	61.1
Avg. Dist. to Rail [m]	5.4	0.4	0.4	0.3	1.1	1.3	2.5
Avg. Stride Freq. [Hz]	2.1	2.4	2.3	2.2	2.3	2.3	2.2
Avg. Stride Length [m]	6.2	7.7	7.7	7.3	7.5	7.6	7.3



- [] Ranking at each section and finish
- .-.- No data available at this section
- NA No data available



Horse/Jockey Name	Sir Leonidas
Final Rank	8
Fastest Section Time (Section)	0:10.72 (1200m)
Top Speed [km/h] (Section)	68.2 (1200m)
Race State	Finished

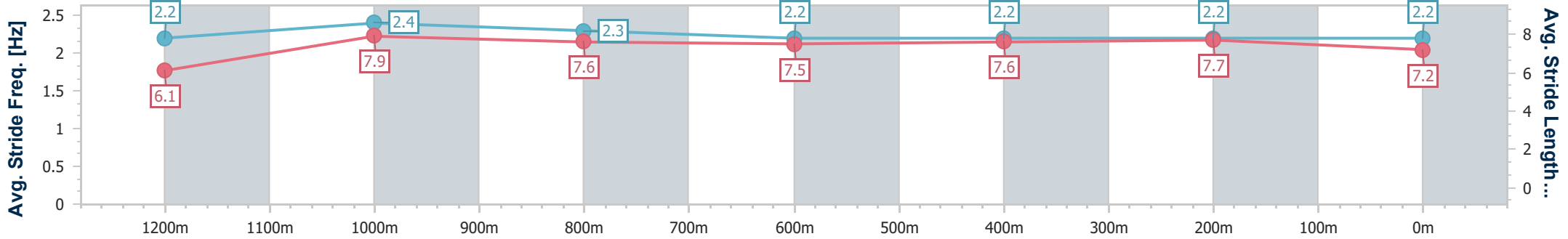
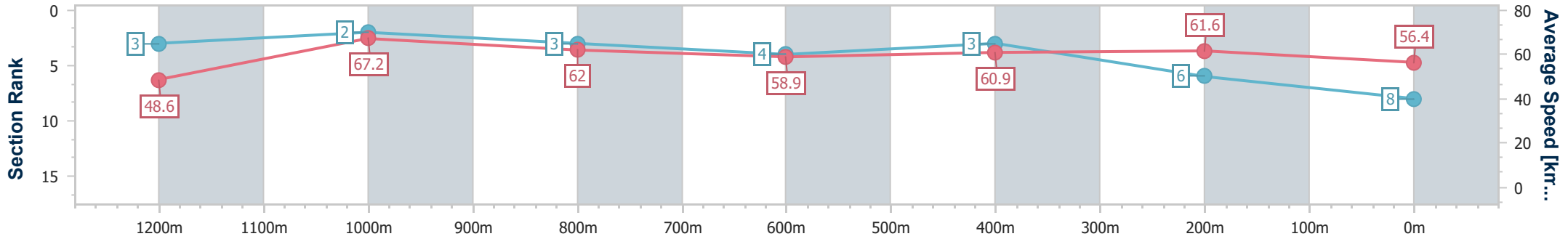


Doomben QLD Professional
Race 4: CASCADE Maiden Plate - 1350m
 17 January 2024 - 15:24
 Track Rating: Soft 7, Weather: Overcast, Rail Position: +7.5 Entire



BRISBANE
RACING CLUB

Section	Overall	1200m	1000m	800m	600m	400m	200m
Section Times	1:22.32 [8] (0:11.13)	1:11.19 [3] (0:10.72)	1:00.47 [2] (0:11.66)	0:48.81 [3] (0:12.45)	0:36.36 [4] (0:11.85)	0:24.51 [3] (0:11.73)	0:12.78 [6] (0:12.78)
Average Speed [km/h]	48.6	67.2	62.0	58.9	60.9	61.6	56.4
Top Speed [km/h]	67.4	68.2	64.9	60.2	62.0	62.8	59.0
Avg. Dist. to Rail [m]	3.6	0.6	2.7	2.5	0.9	2.4	1.8
Avg. Stride Freq. [Hz]	2.2	2.4	2.3	2.2	2.2	2.2	2.2
Avg. Stride Length [m]	6.1	7.9	7.6	7.5	7.6	7.7	7.2



- [] Ranking at each section and finish
- .-.- No data available at this section
- NA No data available



Horse/Jockey Name	Vocals
Final Rank	9
Fastest Section Time (Section)	0:10.83 (1200m)
Top Speed [km/h] (Section)	68.6 (1200m)
Race State	Finished

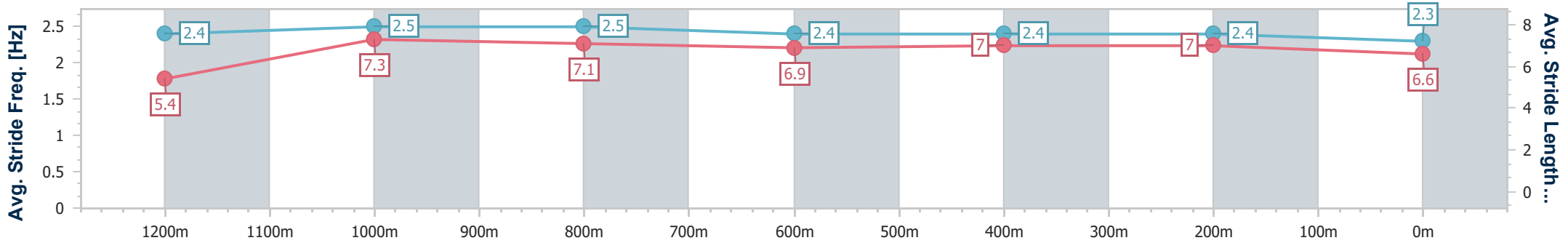
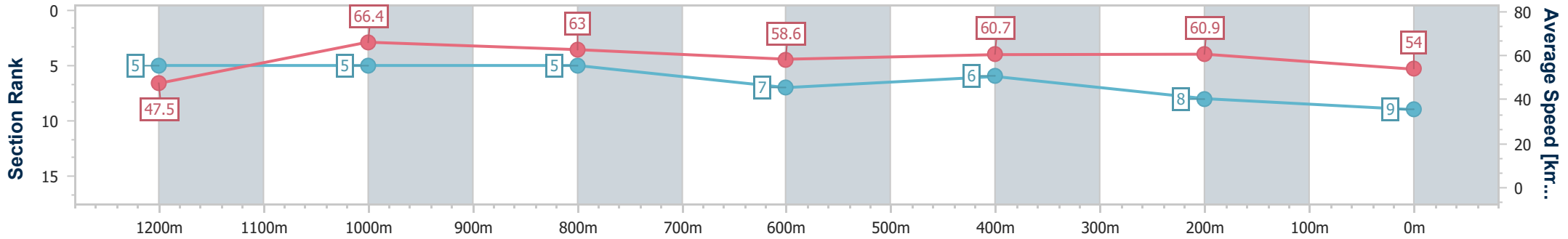


Doomben QLD Professional
Race 4: CASCADE Maiden Plate - 1350m
 17 January 2024 - 15:24
 Track Rating: Soft 7, Weather: Overcast, Rail Position: +7.5 Entire



BRISBANE
RACING CLUB

Section	Overall	1200m	1000m	800m	600m	400m	200m
Section Times	1:22.97 [9] (0:11.37)	1:11.60 [5] (0:10.83)	1:00.77 [5] (0:11.49)	0:49.28 [5] (0:12.36)	0:36.92 [7] (0:11.80)	0:25.12 [6] (0:11.82)	0:13.30 [8] (0:13.30)
Average Speed [km/h]	47.5	66.4	63.0	58.6	60.7	60.9	54.0
Top Speed [km/h]	66.7	68.6	64.6	60.6	62.1	62.5	61.1
Avg. Dist. to Rail [m]	4.3	1.5	1.5	0.9	0.8	0.8	0.5
Avg. Stride Freq. [Hz]	2.4	2.5	2.5	2.4	2.4	2.4	2.3
Avg. Stride Length [m]	5.4	7.3	7.1	6.9	7.0	7.0	6.6



- [] Ranking at each section and finish
- .-.- No data available at this section
- NA No data available



Horse/Jockey Name	Cosmic Image
Final Rank	10
Fastest Section Time (Section)	0:10.97 (1200m)
Top Speed [km/h] (Section)	66.6 (1200m)
Race State	Finished

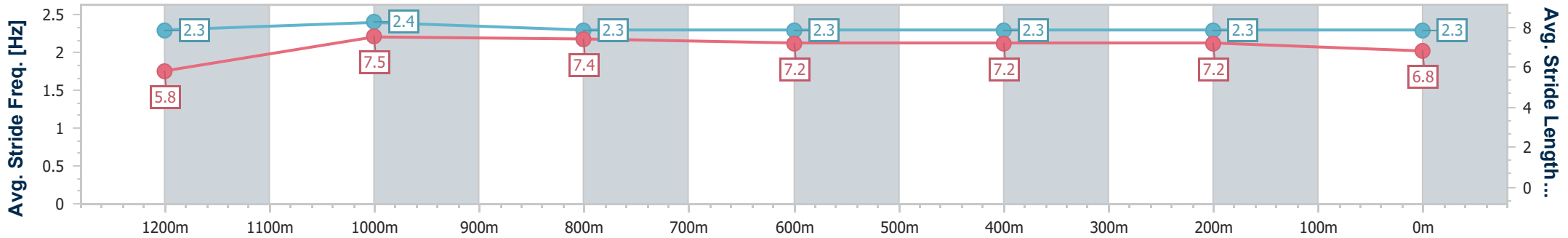
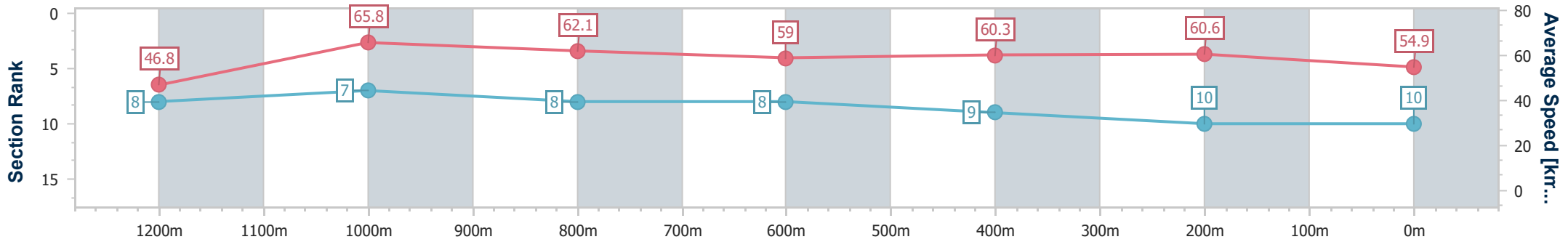


Doomben QLD Professional
Race 4: CASCADE Maiden Plate - 1350m
 17 January 2024 - 15:24
 Track Rating: Soft 7, Weather: Overcast, Rail Position: +7.5 Entire



BRISBANE
RACING CLUB

Section	Overall	1200m	1000m	800m	600m	400m	200m
Section Times	1:23.23 [10] (0:11.55)	1:11.68 [8] (0:10.97)	1:00.71 [7] (0:11.58)	0:49.13 [8] (0:12.24)	0:36.89 [8] (0:11.90)	0:24.99 [9] (0:11.88)	0:13.11 [10] (0:13.11)
Average Speed [km/h]	46.8	65.8	62.1	59.0	60.3	60.6	54.9
Top Speed [km/h]	64.6	66.6	65.5	60.8	62.1	61.9	58.4
Avg. Dist. to Rail [m]	3.1	0.9	1.1	0.4	0.5	0.9	3.5
Avg. Stride Freq. [Hz]	2.3	2.4	2.3	2.3	2.3	2.3	2.3
Avg. Stride Length [m]	5.8	7.5	7.4	7.2	7.2	7.2	6.8



- [] Ranking at each section and finish
- .-.- No data available at this section
- NA No data available