



# Doomben QLD Professional

## Race 7: LADBROKES HUB BENCHMARK 65 Handicap - 1350m

17 January 2024 - 17:11



BRISBANE  
RACING CLUB

Track Rating: Soft 7, Weather: Overcast, Rail Position: +7.5 Entire

| Section |   | Field Times          |                      |                      |                          |                          |                          |                          |                          |                          |            | Last 600m |                        |
|---------|---|----------------------|----------------------|----------------------|--------------------------|--------------------------|--------------------------|--------------------------|--------------------------|--------------------------|------------|-----------|------------------------|
|         |   | Overall              | 1200m                | 1000m                | 800m                     | 600m                     | 400m                     |                          |                          |                          |            |           | 0:35.20                |
|         |   | 1:20.79<br>(0:11.02) | 1:09.77<br>(0:11.15) | 0:58.62<br>(0:11.58) | 0:47.04<br>(0:11.84)     | 0:35.20<br>(0:11.66)     | 0:23.54<br>(0:11.58)     |                          |                          |                          |            |           |                        |
| Rank    | TAB Horse/Jockey                            | Barrier              | Top Speed [km/h]     | Fastest Section      |                          |                          |                          |                          |                          |                          |            |           | Distance Travelled [m] |
| 1       | 4 <b>GRANITE PRINCE</b><br>Ryan Maloney     | 3                    | 65.9<br>1200m        | 0:11.14<br>1200m     | 1:20.79 [1]<br>(0:11.18) | 1:09.61 [2]<br>(0:11.14) | 0:58.47 [2]<br>(0:11.62) | 0:46.85 [2]<br>(0:11.79) | 0:35.06 [2]<br>(0:11.70) | 0:23.36 [2]<br>(0:11.40) | 0:35.06    |           |                        |
| 2       | 10 <b>O'MISS BEHAVING</b><br>James Orman    | 7                    | 64.7<br>400m         | 0:11.25<br>400m      | 1:21.50 [2]<br>(0:11.63) | 1:09.87 [7]<br>(0:11.42) | 0:58.45 [7]<br>(0:11.69) | 0:46.76 [8]<br>(0:11.80) | 0:34.96 [8]<br>(0:11.70) | 0:23.26 [8]<br>(0:11.25) | 0:34.96 -2 |           |                        |
| 3       | 9 <b>WHISTLING SPIRIT</b><br>Michael Cahill | 2                    | 64.6<br>1200m        | 0:11.23<br>Overall   | 1:21.53 [3]<br>(0:11.23) | 1:10.30 [4]<br>(0:11.29) | 0:59.01 [4]<br>(0:11.66) | 0:47.35 [4]<br>(0:11.83) | 0:35.52 [4]<br>(0:11.64) | 0:23.88 [4]<br>(0:11.48) | 0:35.52 -2 |           |                        |
| 4       | 7 <b>DESTINY'S REPUBLIC</b><br>Jake Molloy  | 12                   | 65.2<br>1200m        | 0:11.02<br>Overall   | 1:21.57 [4]<br>(0:11.02) | 1:10.55 [1]<br>(0:11.15) | 0:59.40 [1]<br>(0:11.58) | 0:47.82 [1]<br>(0:11.84) | 0:35.98 [1]<br>(0:11.66) | 0:24.32 [1]<br>(0:11.73) | 0:35.98 -5 |           |                        |
| 5       | 6 <b>TARPS</b><br>Yvette Lewis              | 9                    | 65.9<br>1200m        | 0:11.20<br>1200m     | 1:21.68 [5]<br>(0:11.21) | 1:10.47 [3]<br>(0:11.20) | 0:59.27 [3]<br>(0:11.74) | 0:47.53 [3]<br>(0:11.84) | 0:35.69 [3]<br>(0:11.64) | 0:24.05 [3]<br>(0:11.54) | 0:35.69 +0 |           |                        |
| 6       | 12 <b>REEANON</b><br>Martin Harley          | 4                    | 64.8<br>1200m        | 0:11.34<br>1200m     | 1:21.84 [6]<br>(0:11.49) | 1:10.35 [6]<br>(0:11.34) | 0:59.01 [6]<br>(0:11.71) | 0:47.30 [6]<br>(0:11.74) | 0:35.56 [6]<br>(0:11.64) | 0:23.92 [6]<br>(0:11.44) | 0:35.56 +0 |           |                        |
| 7       | 1 <b>BANDIT</b><br>Tahlia Fenlon            | 14                   | 64.9<br>400m         | 0:11.35<br>400m      | 1:21.93 [7]<br>(0:11.72) | 1:10.21 [8]<br>(0:11.39) | 0:58.82 [8]<br>(0:11.56) | 0:47.26 [7]<br>(0:11.81) | 0:35.45 [7]<br>(0:11.73) | 0:23.72 [7]<br>(0:11.35) | 0:35.45 +3 |           |                        |
| 8       | 13 <b>DEEP CLEAN</b><br>Ben Thompson        | 5                    | 64.8<br>1200m        | 0:11.28<br>1200m     | 1:22.11 [8]<br>(0:11.43) | 1:10.68 [5]<br>(0:11.28) | 0:59.40 [5]<br>(0:11.72) | 0:47.68 [5]<br>(0:11.80) | 0:35.88 [5]<br>(0:11.67) | 0:24.21 [5]<br>(0:11.56) | 0:35.88 +1 |           |                        |

Scratched: Nickelback (#5), Kinetic (#8), Winston Blue (#15), Hadouken (#3), Commodus (#2), Roconono (#11), Zakiyya (#14)

[ ] Ranking at each section and finish  
 -:-:- No data available at this section  
 NA No data available

SCN Saddle cloth number  
 DNF Did not finish  
 DNT Did not track



# Doomben QLD Professional

## Race 7: LADBROKES HUB BENCHMARK 65 Handicap - 1350m

17 January 2024 - 17:11



BRISBANE  
RACING CLUB

Track Rating: Soft 7, Weather: Overcast, Rail Position: +7.5 Entire

| Section     |     |   |         | 200m                 |                    |                          |         | Last 600m |                        |
|-------------|-----|---|---------|----------------------|--------------------|--------------------------|---------|-----------|------------------------|
| Field Times |     |   |         | 0:11.96<br>(0:11.96) |                    |                          |         | 0:35.20   |                        |
| Rank        | TAB | Horse/Jockey                              | Barrier | Top Speed [km/h]     | Fastest Section    | Margin                   |         |           | Distance Travelled [m] |
| 1           | 4   | <b>GRANITE PRINCE</b><br>Ryan Maloney     | 3       | 65.9<br>1200m        | 0:11.14<br>1200m   | 0:11.96 [1]<br>(0:11.96) | 1:20.79 |           | 0:35.06                |
| 2           | 10  | <b>O'MISS BEHAVING</b><br>James Orman     | 7       | 64.7<br>400m         | 0:11.25<br>400m    | 0:12.01 [7]<br>(0:12.01) | 4.16L   |           | 0:34.96 -2             |
| 3           | 9   | <b>WHISTLING SPIRIT</b><br>Michael Cahill | 2       | 64.6<br>1200m        | 0:11.23<br>Overall | 0:12.40 [3]<br>(0:12.40) | 4.33L   |           | 0:35.52 -2             |
| 4           | 7   | <b>DESTINY'S REPUBLIC</b><br>Jake Molloy  | 12      | 65.2<br>1200m        | 0:11.02<br>Overall | 0:12.59 [2]<br>(0:12.59) | 4.54L   |           | 0:35.98 -5             |
| 5           | 6   | <b>TARPS</b><br>Yvette Lewis              | 9       | 65.9<br>1200m        | 0:11.20<br>1200m   | 0:12.51 [4]<br>(0:12.51) | 5.24L   |           | 0:35.69 +0             |
| 6           | 12  | <b>REEANON</b><br>Martin Harley           | 4       | 64.8<br>1200m        | 0:11.34<br>1200m   | 0:12.48 [5]<br>(0:12.48) | 6.16L   |           | 0:35.56 +0             |
| 7           | 1   | <b>BANDIT</b><br>Tahlia Fenlon            | 14      | 64.9<br>400m         | 0:11.35<br>400m    | 0:12.37 [8]<br>(0:12.37) | 6.69L   |           | 0:35.45 +3             |
| 8           | 13  | <b>DEEP CLEAN</b><br>Ben Thompson         | 5       | 64.8<br>1200m        | 0:11.28<br>1200m   | 0:12.65 [6]<br>(0:12.65) | 7.74L   |           | 0:35.88 +1             |

Scratched: Nickelback (#5), Kinetic (#8), Winston Blue (#15), Hadouken (#3), Commodus (#2), Roconono (#11), Zakiyya (#14)

[ ] Ranking at each section and finish  
 -:-:- No data available at this section  
 NA No data available

SCN Saddle cloth number  
 DNF Did not finish  
 DNT Did not track



|                                |                 |
|--------------------------------|-----------------|
| Horse/Jockey Name              | Granite Prince  |
| Final Rank                     | 1               |
| Fastest Section Time (Section) | 0:11.14 (1200m) |
| Top Speed [km/h] (Section)     | 65.9 (1200m)    |
| Race State                     | Finished        |

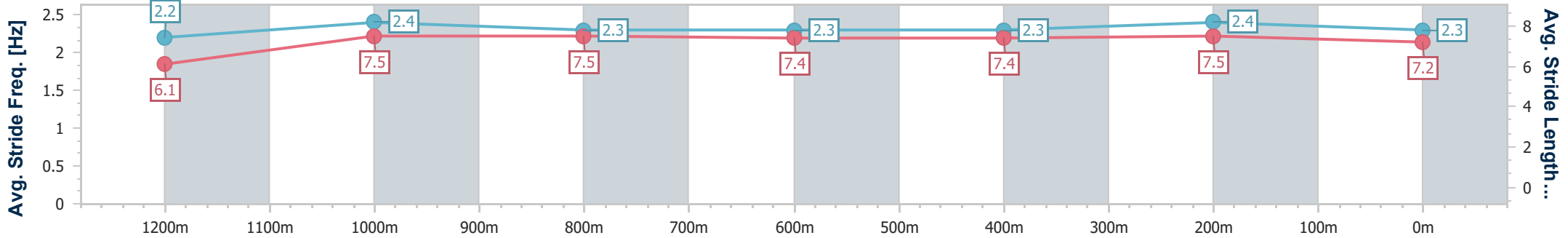
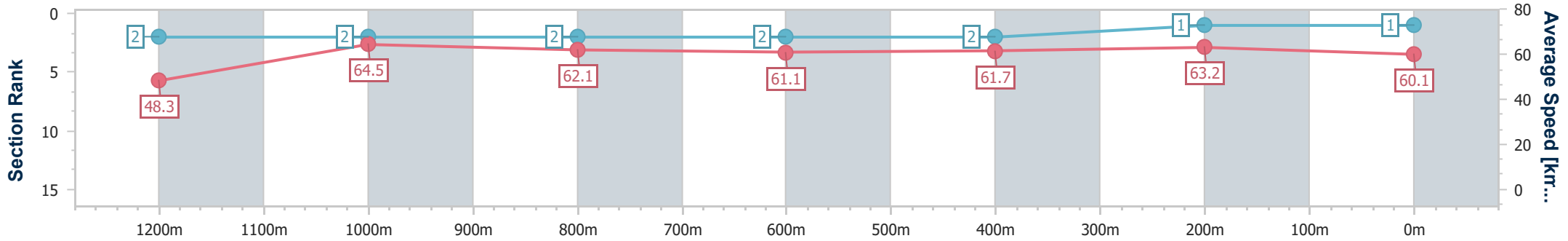


**Doomben QLD Professional**  
**Race 7: LADBROKES HUB BENCHMARK 65 Handicap - 1350m**  
 17 January 2024 - 17:11  
 Track Rating: Soft 7, Weather: Overcast, Rail Position: +7.5 Entire



**BRISBANE**  
RACING CLUB

| Section                | Overall                  | 1200m                    | 1000m                    | 800m                     | 600m                     | 400m                     | 200m                     |
|------------------------|--------------------------|--------------------------|--------------------------|--------------------------|--------------------------|--------------------------|--------------------------|
| Section Times          | 1:20.79 [1]<br>(0:11.18) | 1:09.61 [2]<br>(0:11.14) | 0:58.47 [2]<br>(0:11.62) | 0:46.85 [2]<br>(0:11.79) | 0:35.06 [2]<br>(0:11.70) | 0:23.36 [2]<br>(0:11.40) | 0:11.96 [1]<br>(0:11.96) |
| Average Speed [km/h]   | 48.3                     | 64.5                     | 62.1                     | 61.1                     | 61.7                     | 63.2                     | 60.1                     |
| Top Speed [km/h]       | 64.4                     | 65.9                     | 64.1                     | 61.9                     | 62.6                     | 64.7                     | 64.1                     |
| Avg. Dist. to Rail [m] | 2.9                      | 1.4                      | 0.5                      | 0.6                      | 0.4                      | 0.6                      | 1.9                      |
| Avg. Stride Freq. [Hz] | 2.2                      | 2.4                      | 2.3                      | 2.3                      | 2.3                      | 2.4                      | 2.3                      |
| Avg. Stride Length [m] | 6.1                      | 7.5                      | 7.5                      | 7.4                      | 7.4                      | 7.5                      | 7.2                      |



- [ ] Ranking at each section and finish
- .-.- No data available at this section
- NA No data available



|                                |                 |
|--------------------------------|-----------------|
| Horse/Jockey Name              | O'miss Behaving |
| Final Rank                     | 2               |
| Fastest Section Time (Section) | 0:11.25 (400m)  |
| Top Speed [km/h] (Section)     | 64.7 (400m)     |
| Race State                     | Finished        |



Doomben QLD Professional

Race 7: LADBROKES HUB BENCHMARK 65 Handicap - 1350m

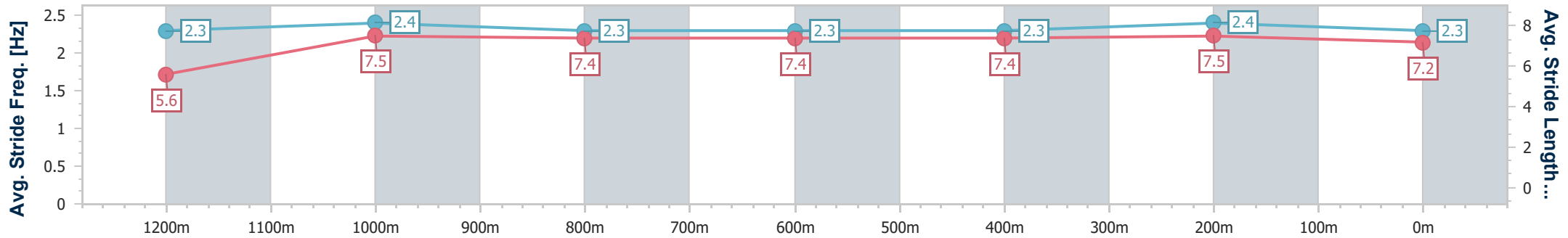
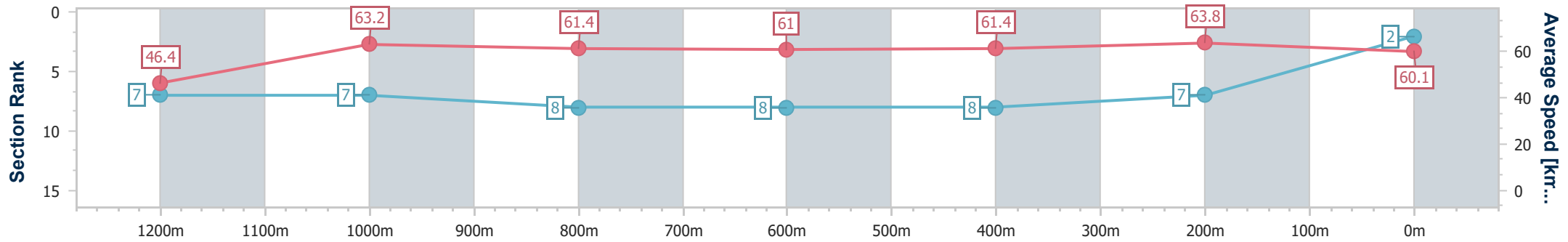
17 January 2024 - 17:11

Track Rating: Soft 7, Weather: Overcast, Rail Position: +7.5 Entire



BRISBANE RACING CLUB

| Section                | Overall                  | 1200m                    | 1000m                    | 800m                     | 600m                     | 400m                     | 200m                     |
|------------------------|--------------------------|--------------------------|--------------------------|--------------------------|--------------------------|--------------------------|--------------------------|
| Section Times          | 1:21.50 [2]<br>(0:11.63) | 1:09.87 [7]<br>(0:11.42) | 0:58.45 [7]<br>(0:11.69) | 0:46.76 [8]<br>(0:11.80) | 0:34.96 [8]<br>(0:11.70) | 0:23.26 [8]<br>(0:11.25) | 0:12.01 [7]<br>(0:12.01) |
| Average Speed [km/h]   | 46.4                     | 63.2                     | 61.4                     | 61.0                     | 61.4                     | 63.8                     | 60.1                     |
| Top Speed [km/h]       | 60.7                     | 63.8                     | 63.4                     | 62.5                     | 62.3                     | 64.7                     | 63.0                     |
| Avg. Dist. to Rail [m] | 4.3                      | 1.6                      | 0.7                      | 0.2                      | 0.5                      | 1.0                      | 0.4                      |
| Avg. Stride Freq. [Hz] | 2.3                      | 2.4                      | 2.3                      | 2.3                      | 2.3                      | 2.4                      | 2.3                      |
| Avg. Stride Length [m] | 5.6                      | 7.5                      | 7.4                      | 7.4                      | 7.4                      | 7.5                      | 7.2                      |



- [ ] Ranking at each section and finish
- .-.- No data available at this section
- NA No data available



|                                |                   |
|--------------------------------|-------------------|
| Horse/Jockey Name              | Whistling Spirit  |
| Final Rank                     | 3                 |
| Fastest Section Time (Section) | 0:11.23 (Overall) |
| Top Speed [km/h] (Section)     | 64.6 (1200m)      |
| Race State                     | Finished          |

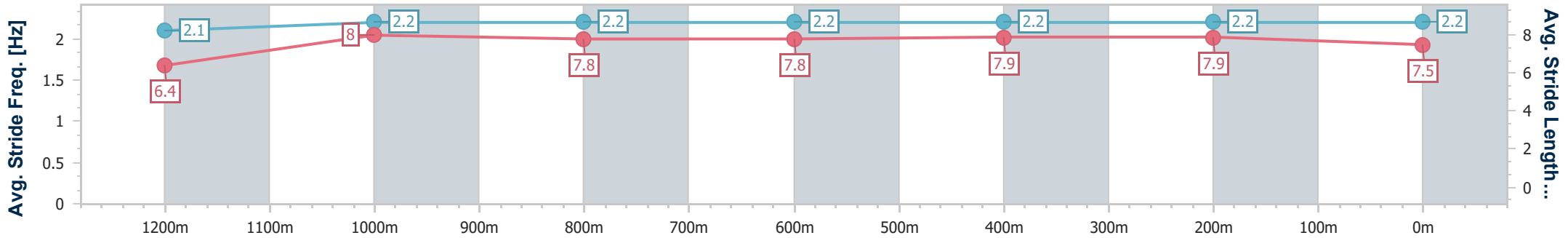
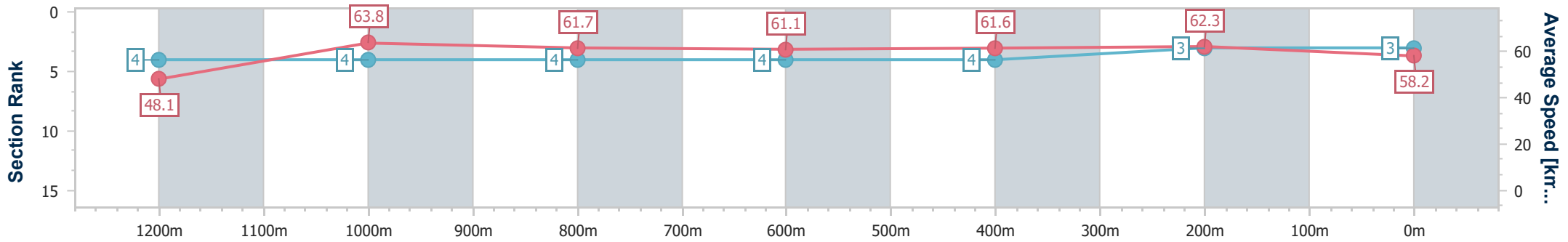


Doomben QLD Professional  
 Race 7: LADBROKES HUB BENCHMARK 65 Handicap - 1350m  
 17 January 2024 - 17:11  
 Track Rating: Soft 7, Weather: Overcast, Rail Position: +7.5 Entire



BRISBANE  
 RACING CLUB

| Section                | Overall                  | 1200m                    | 1000m                    | 800m                     | 600m                     | 400m                     | 200m                     |
|------------------------|--------------------------|--------------------------|--------------------------|--------------------------|--------------------------|--------------------------|--------------------------|
| Section Times          | 1:21.53 [3]<br>(0:11.23) | 1:10.30 [4]<br>(0:11.29) | 0:59.01 [4]<br>(0:11.66) | 0:47.35 [4]<br>(0:11.83) | 0:35.52 [4]<br>(0:11.64) | 0:23.88 [4]<br>(0:11.48) | 0:12.40 [3]<br>(0:12.40) |
| Average Speed [km/h]   | 48.1                     | 63.8                     | 61.7                     | 61.1                     | 61.6                     | 62.3                     | 58.2                     |
| Top Speed [km/h]       | 63.4                     | 64.6                     | 63.8                     | 61.5                     | 62.3                     | 63.8                     | 61.9                     |
| Avg. Dist. to Rail [m] | 1.8                      | 0.6                      | 0.5                      | 0.3                      | 0.8                      | 1.5                      | 0.3                      |
| Avg. Stride Freq. [Hz] | 2.1                      | 2.2                      | 2.2                      | 2.2                      | 2.2                      | 2.2                      | 2.2                      |
| Avg. Stride Length [m] | 6.4                      | 8.0                      | 7.8                      | 7.8                      | 7.9                      | 7.9                      | 7.5                      |



- [ ] Ranking at each section and finish
- .-.- No data available at this section
- NA No data available



|                                |                    |
|--------------------------------|--------------------|
| Horse/Jockey Name              | Destiny's Republic |
| Final Rank                     | 4                  |
| Fastest Section Time (Section) | 0:11.02 (Overall)  |
| Top Speed [km/h] (Section)     | 65.2 (1200m)       |
| Race State                     | Finished           |

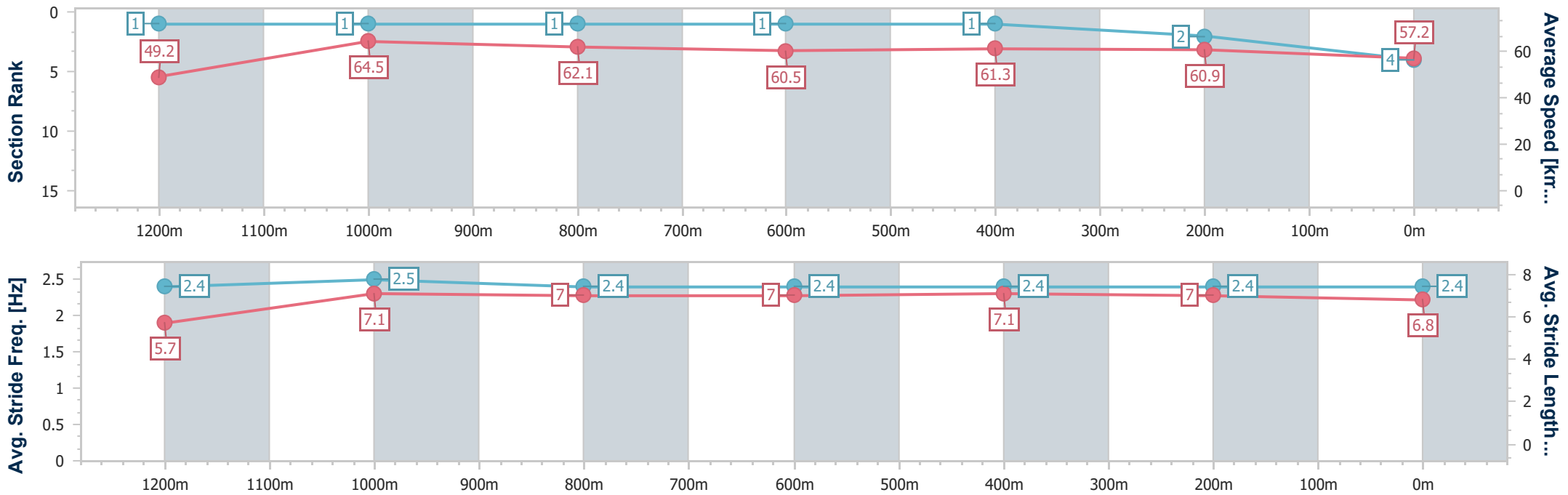


Doomben QLD Professional  
 Race 7: LADBROKES HUB BENCHMARK 65 Handicap - 1350m  
 17 January 2024 - 17:11  
 Track Rating: Soft 7, Weather: Overcast, Rail Position: +7.5 Entire



BRISBANE  
 RACING CLUB

| Section                | Overall                  | 1200m                    | 1000m                    | 800m                     | 600m                     | 400m                     | 200m                     |
|------------------------|--------------------------|--------------------------|--------------------------|--------------------------|--------------------------|--------------------------|--------------------------|
| Section Times          | 1:21.57 [4]<br>(0:11.02) | 1:10.55 [1]<br>(0:11.15) | 0:59.40 [1]<br>(0:11.58) | 0:47.82 [1]<br>(0:11.84) | 0:35.98 [1]<br>(0:11.66) | 0:24.32 [1]<br>(0:11.73) | 0:12.59 [2]<br>(0:12.59) |
| Average Speed [km/h]   | 49.2                     | 64.5                     | 62.1                     | 60.5                     | 61.3                     | 60.9                     | 57.2                     |
| Top Speed [km/h]       | 63.9                     | 65.2                     | 65.0                     | 62.3                     | 63.0                     | 62.2                     | 61.2                     |
| Avg. Dist. to Rail [m] | 5.0                      | 0.3                      | 0.3                      | 1.0                      | 1.8                      | 2.4                      | 2.1                      |
| Avg. Stride Freq. [Hz] | 2.4                      | 2.5                      | 2.4                      | 2.4                      | 2.4                      | 2.4                      | 2.4                      |
| Avg. Stride Length [m] | 5.7                      | 7.1                      | 7.0                      | 7.0                      | 7.1                      | 7.0                      | 6.8                      |



- [ ] Ranking at each section and finish
- .-.- No data available at this section
- NA No data available



|                                |                 |
|--------------------------------|-----------------|
| Horse/Jockey Name              | Tarps           |
| Final Rank                     | 5               |
| Fastest Section Time (Section) | 0:11.20 (1200m) |
| Top Speed [km/h] (Section)     | 65.9 (1200m)    |
| Race State                     | Finished        |

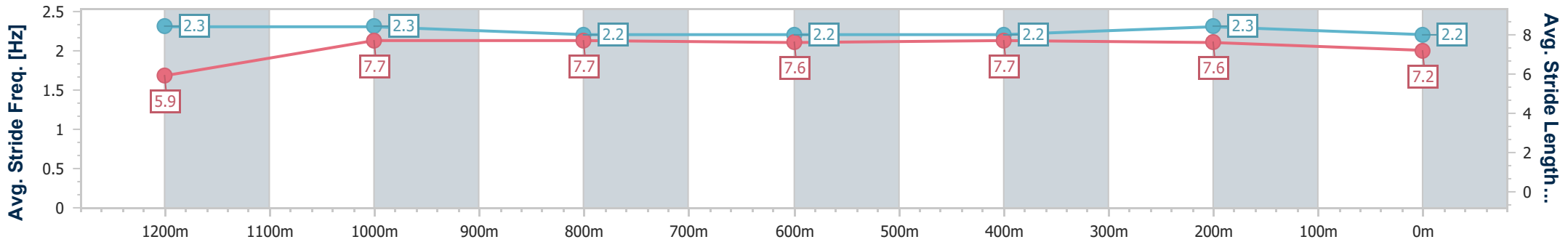
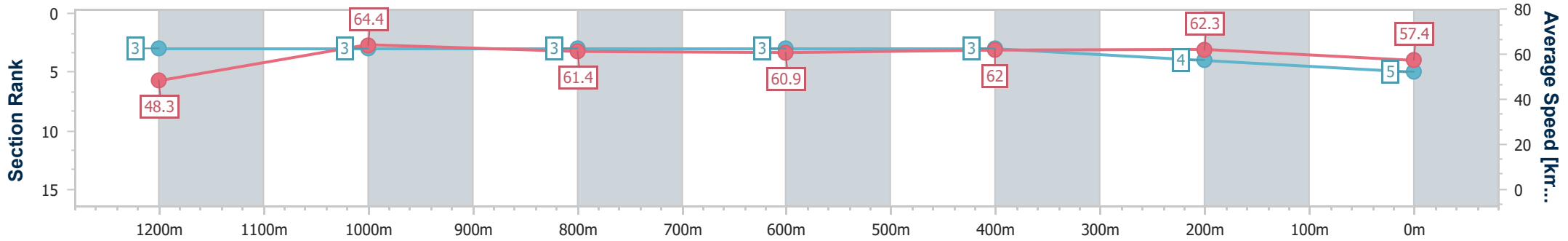


**Doomben QLD Professional**  
**Race 7: LADBROKES HUB BENCHMARK 65 Handicap - 1350m**  
 17 January 2024 - 17:11  
 Track Rating: Soft 7, Weather: Overcast, Rail Position: +7.5 Entire



**BRISBANE**  
 RACING CLUB

| Section                | Overall                  | 1200m                    | 1000m                    | 800m                     | 600m                     | 400m                     | 200m                     |
|------------------------|--------------------------|--------------------------|--------------------------|--------------------------|--------------------------|--------------------------|--------------------------|
| Section Times          | 1:21.68 [5]<br>(0:11.21) | 1:10.47 [3]<br>(0:11.20) | 0:59.27 [3]<br>(0:11.74) | 0:47.53 [3]<br>(0:11.84) | 0:35.69 [3]<br>(0:11.64) | 0:24.05 [3]<br>(0:11.54) | 0:12.51 [4]<br>(0:12.51) |
| Average Speed [km/h]   | 48.3                     | 64.4                     | 61.4                     | 60.9                     | 62.0                     | 62.3                     | 57.4                     |
| Top Speed [km/h]       | 63.9                     | 65.9                     | 64.2                     | 61.5                     | 62.6                     | 62.9                     | 61.3                     |
| Avg. Dist. to Rail [m] | 5.1                      | 2.0                      | 1.4                      | 0.7                      | 0.5                      | 1.1                      | 1.2                      |
| Avg. Stride Freq. [Hz] | 2.3                      | 2.3                      | 2.2                      | 2.2                      | 2.2                      | 2.3                      | 2.2                      |
| Avg. Stride Length [m] | 5.9                      | 7.7                      | 7.7                      | 7.6                      | 7.7                      | 7.6                      | 7.2                      |



- [ ] Ranking at each section and finish
- .-.- No data available at this section
- NA No data available



|                                |                 |
|--------------------------------|-----------------|
| Horse/Jockey Name              | Reeanon         |
| Final Rank                     | 6               |
| Fastest Section Time (Section) | 0:11.34 (1200m) |
| Top Speed [km/h] (Section)     | 64.8 (1200m)    |
| Race State                     | Finished        |



Doomben QLD Professional

Race 7: LADBROKES HUB BENCHMARK 65 Handicap - 1350m

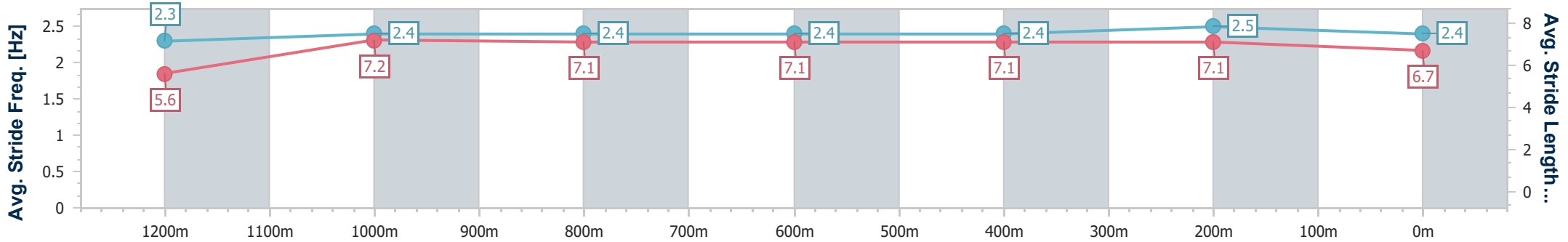
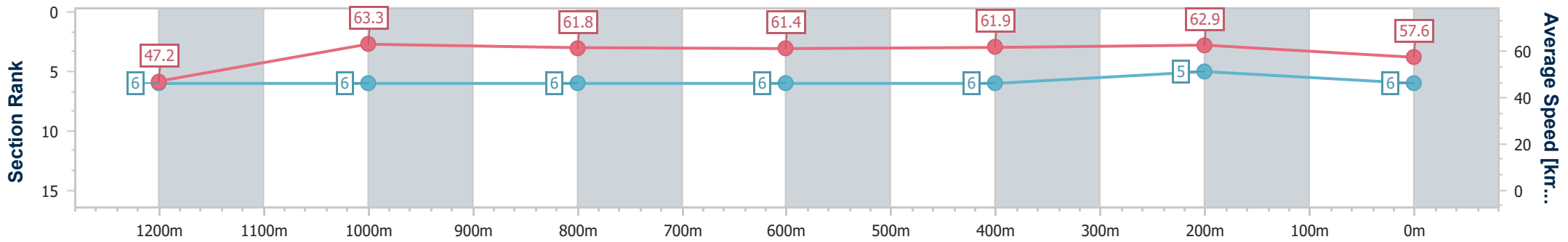
17 January 2024 - 17:11

Track Rating: Soft 7, Weather: Overcast, Rail Position: +7.5 Entire



BRISBANE RACING CLUB

| Section                | Overall                  | 1200m                    | 1000m                    | 800m                     | 600m                     | 400m                     | 200m                     |
|------------------------|--------------------------|--------------------------|--------------------------|--------------------------|--------------------------|--------------------------|--------------------------|
| Section Times          | 1:21.84 [6]<br>(0:11.49) | 1:10.35 [6]<br>(0:11.34) | 0:59.01 [6]<br>(0:11.71) | 0:47.30 [6]<br>(0:11.74) | 0:35.56 [6]<br>(0:11.64) | 0:23.92 [6]<br>(0:11.44) | 0:12.48 [5]<br>(0:12.48) |
| Average Speed [km/h]   | 47.2                     | 63.3                     | 61.8                     | 61.4                     | 61.9                     | 62.9                     | 57.6                     |
| Top Speed [km/h]       | 64.3                     | 64.8                     | 63.3                     | 62.3                     | 64.1                     | 64.2                     | 62.8                     |
| Avg. Dist. to Rail [m] | 1.7                      | 0.5                      | 0.5                      | 0.6                      | 0.5                      | 1.5                      | 3.0                      |
| Avg. Stride Freq. [Hz] | 2.3                      | 2.4                      | 2.4                      | 2.4                      | 2.4                      | 2.5                      | 2.4                      |
| Avg. Stride Length [m] | 5.6                      | 7.2                      | 7.1                      | 7.1                      | 7.1                      | 7.1                      | 6.7                      |



- [ ] Ranking at each section and finish
- .-.- No data available at this section
- NA No data available





|                                |                |
|--------------------------------|----------------|
| Horse/Jockey Name              | Bandit         |
| Final Rank                     | 7              |
| Fastest Section Time (Section) | 0:11.35 (400m) |
| Top Speed [km/h] (Section)     | 64.9 (400m)    |
| Race State                     | Finished       |

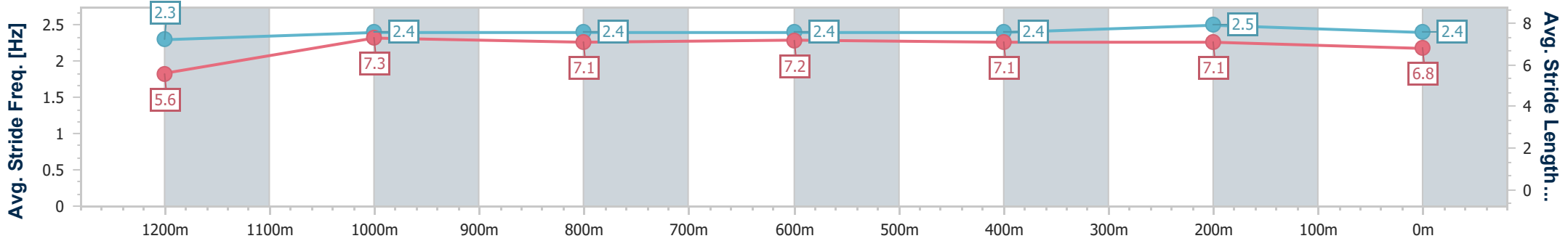
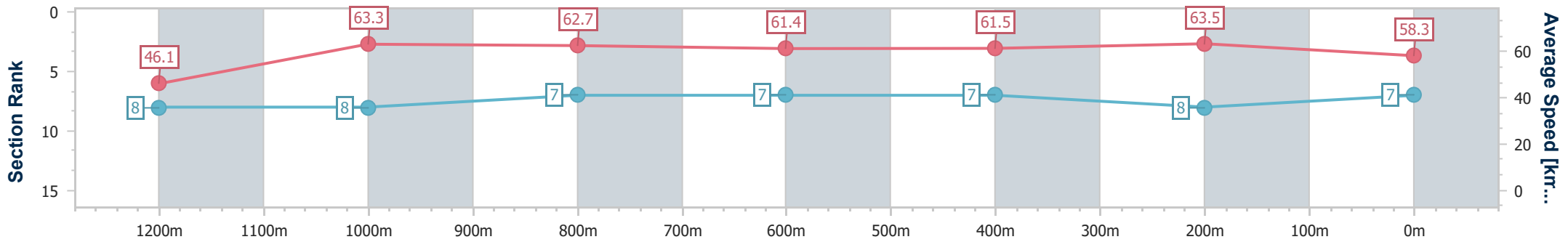


**Doomben QLD Professional**  
**Race 7: LADBROKES HUB BENCHMARK 65 Handicap - 1350m**  
 17 January 2024 - 17:11  
 Track Rating: Soft 7, Weather: Overcast, Rail Position: +7.5 Entire



**BRISBANE**  
RACING CLUB

| Section                | Overall                  | 1200m                    | 1000m                    | 800m                     | 600m                     | 400m                     | 200m                     |
|------------------------|--------------------------|--------------------------|--------------------------|--------------------------|--------------------------|--------------------------|--------------------------|
| Section Times          | 1:21.93 [7]<br>(0:11.72) | 1:10.21 [8]<br>(0:11.39) | 0:58.82 [8]<br>(0:11.56) | 0:47.26 [7]<br>(0:11.81) | 0:35.45 [7]<br>(0:11.73) | 0:23.72 [7]<br>(0:11.35) | 0:12.37 [8]<br>(0:12.37) |
| Average Speed [km/h]   | 46.1                     | 63.3                     | 62.7                     | 61.4                     | 61.5                     | 63.5                     | 58.3                     |
| Top Speed [km/h]       | 60.0                     | 64.6                     | 63.7                     | 62.1                     | 62.7                     | 64.9                     | 62.2                     |
| Avg. Dist. to Rail [m] | 6.5                      | 2.2                      | 2.0                      | 1.2                      | 0.9                      | 2.1                      | 4.1                      |
| Avg. Stride Freq. [Hz] | 2.3                      | 2.4                      | 2.4                      | 2.4                      | 2.4                      | 2.5                      | 2.4                      |
| Avg. Stride Length [m] | 5.6                      | 7.3                      | 7.1                      | 7.2                      | 7.1                      | 7.1                      | 6.8                      |



- [ ] Ranking at each section and finish
- .-.- No data available at this section
- NA No data available



|                                |                 |
|--------------------------------|-----------------|
| Horse/Jockey Name              | Deep Clean      |
| Final Rank                     | 8               |
| Fastest Section Time (Section) | 0:11.28 (1200m) |
| Top Speed [km/h] (Section)     | 64.8 (1200m)    |
| Race State                     | Finished        |

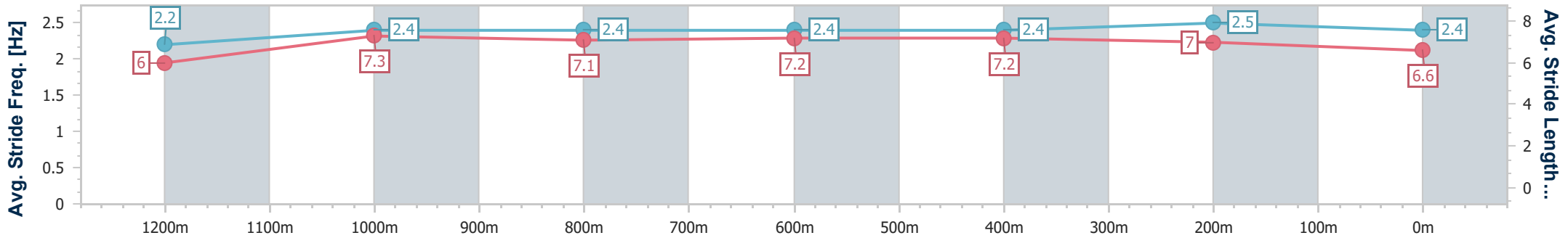
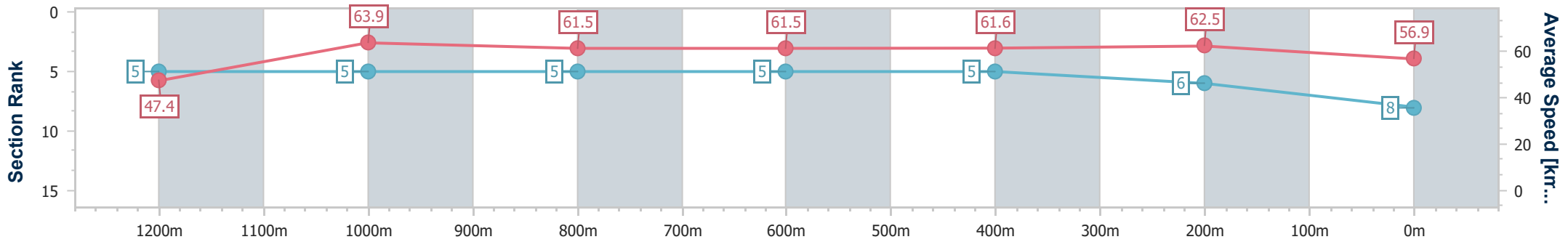


**Doomben QLD Professional**  
**Race 7: LADBROKES HUB BENCHMARK 65 Handicap - 1350m**  
 17 January 2024 - 17:11  
 Track Rating: Soft 7, Weather: Overcast, Rail Position: +7.5 Entire



**BRISBANE**  
RACING CLUB

| Section                | Overall                  | 1200m                    | 1000m                    | 800m                     | 600m                     | 400m                     | 200m                     |
|------------------------|--------------------------|--------------------------|--------------------------|--------------------------|--------------------------|--------------------------|--------------------------|
| Section Times          | 1:22.11 [8]<br>(0:11.43) | 1:10.68 [5]<br>(0:11.28) | 0:59.40 [5]<br>(0:11.72) | 0:47.68 [5]<br>(0:11.80) | 0:35.88 [5]<br>(0:11.67) | 0:24.21 [5]<br>(0:11.56) | 0:12.65 [6]<br>(0:12.65) |
| Average Speed [km/h]   | 47.4                     | 63.9                     | 61.5                     | 61.5                     | 61.6                     | 62.5                     | 56.9                     |
| Top Speed [km/h]       | 63.9                     | 64.8                     | 63.2                     | 62.7                     | 62.9                     | 63.7                     | 60.9                     |
| Avg. Dist. to Rail [m] | 3.4                      | 1.6                      | 1.3                      | 0.8                      | 0.2                      | 1.3                      | 3.3                      |
| Avg. Stride Freq. [Hz] | 2.2                      | 2.4                      | 2.4                      | 2.4                      | 2.4                      | 2.5                      | 2.4                      |
| Avg. Stride Length [m] | 6.0                      | 7.3                      | 7.1                      | 7.2                      | 7.2                      | 7.0                      | 6.6                      |



- [ ] Ranking at each section and finish
- .-.- No data available at this section
- NA No data available