



# Ipswich QLD Professional

## Race 1: THE BARN FAMILY RESTAURANT Maiden Plate - 2200m

18 January 2024 - 13:47



Track Rating: Soft 6, Weather: Overcast, Rail Position: +8m Entire

Section		Overall	2000m	1800m	1600m	1400m	1200m	1000m	Last 600m					
Field Times		2:19.39 (0:14.56)	2:04.83 (0:11.18)	1:53.65 (0:11.82)	1:41.83 (0:12.96)	1:28.87 (0:13.32)	1:15.55 (0:13.74)	1:01.81 (0:13.50)	0:35.80					
Rank	TAB	Horse/Jockey	Barrier	Top Speed [km/h]	Fastest Section								Distance Travelled [m]	
1	5	<b>VENTUROUS</b> Ryan Maloney	9	65.3	0:11.14	2:19.39 [1] (0:14.60)	2:04.79 [2] (0:11.14)	1:53.65 [1] (0:11.82)	1:41.83 [1] (0:12.96)	1:28.87 [1] (0:13.32)	1:15.55 [1] (0:13.74)	1:01.81 [1] (0:13.50)	0:35.80	
2	2	<b>HOW YA BEEN ANYWAY</b> Martin Harley	3	65.3	0:11.42	2:19.60 [2] (0:14.64)	2:04.96 [3] (0:11.42)	1:53.54 [4] (0:12.22)	1:41.32 [4] (0:12.81)	1:28.51 [4] (0:13.21)	1:15.30 [4] (0:13.74)	1:01.56 [4] (0:13.46)	0:35.74	+8
3	7	<b>BLUE AS BLUE</b> James Orman	8	65.9	0:11.17	2:19.78 [3] (0:14.79)	2:04.99 [4] (0:11.17)	1:53.82 [3] (0:12.09)	1:41.73 [3] (0:12.71)	1:29.02 [2] (0:13.31)	1:15.71 [2] (0:13.68)	1:02.03 [2] (0:13.49)	0:36.03	+6
4	10	<b>TAVIESLASS</b> Alisha Donald	1	65.2	0:11.37	2:19.84 [4] (0:15.01)	2:04.83 [6] (0:11.37)	1:53.46 [6] (0:12.23)	1:41.23 [6] (0:12.87)	1:28.36 [6] (0:13.05)	1:15.31 [5] (0:13.73)	1:01.58 [5] (0:13.44)	0:35.78	-1
5	3	<b>LICENCE TO THRILL</b> Nathan Thomas	10	63.1	0:11.71	2:20.04 [5] (0:15.26)	2:04.78 [9] (0:11.80)	1:52.98 [9] (0:12.20)	1:40.78 [9] (0:12.75)	1:28.03 [9] (0:13.06)	1:14.97 [9] (0:13.76)	1:01.21 [9] (0:13.28)	0:35.96	+10
6	4	<b>SUPER FENKEL</b> Ben Thompson	4	65.7	0:11.43	2:20.12 [6] (0:14.84)	2:05.28 [5] (0:11.43)	1:53.85 [5] (0:12.31)	1:41.54 [5] (0:12.90)	1:28.64 [5] (0:13.09)	1:15.55 [6] (0:13.75)	1:01.80 [6] (0:13.36)	0:36.26	+10
7	6	<b>BETTER BELIEVE IT</b> Shania Willis	2	64.8	0:11.34	2:20.75 [7] (0:14.56)	2:06.19 [1] (0:11.34)	1:54.85 [2] (0:12.04)	1:42.81 [2] (0:12.91)	1:29.90 [3] (0:13.27)	1:16.63 [3] (0:13.72)	1:02.91 [3] (0:13.46)	0:36.93	-3
8	8	<b>MICK'S PASSION</b> Noriyuki Masuda	6	63.6	0:11.51	2:21.22 [8] (0:15.09)	2:06.13 [8] (0:11.51)	1:54.62 [8] (0:12.25)	1:42.37 [8] (0:12.88)	1:29.49 [8] (0:13.07)	1:16.42 [8] (0:13.75)	1:02.67 [8] (0:13.35)	0:37.19	+8
9	9	<b>OBSIDIAN ROSE</b> Casey Waddell	7	63.6	0:11.55	2:21.78 [9] (0:15.02)	2:06.76 [7] (0:11.55)	1:55.21 [7] (0:12.22)	1:42.99 [7] (0:12.92)	1:30.07 [7] (0:13.06)	1:17.01 [7] (0:13.74)	1:03.27 [7] (0:13.40)	0:37.71	+2

Scratched: Everclear (#1)

[ ] Ranking at each section and finish  
 -:-:- No data available at this section  
 NA No data available

SCN Saddle cloth number  
 DNF Did not finish  
 DNT Did not track



# Ipswich QLD Professional

## Race 1: THE BARN FAMILY RESTAURANT Maiden Plate - 2200m

18 January 2024 - 13:47



Track Rating: Soft 6, Weather: Overcast, Rail Position: +8m Entire

Section										Last 600m		
Field Times		800m	600m	400m	200m							
		0:48.31 (0:12.51)	0:35.80 (0:11.69)	0:24.11 (0:11.85)	0:12.26 (0:12.26)							0:35.80
Rank	TAB	Horse/Jockey	Barrier	Top Speed [km/h]	Fastest Section					Margin	Distance Travelled [m]	
1	5	<b>VENTUROUS</b> Ryan Maloney	9	65.3 2000m	0:11.14 2000m	0:48.31 [1] (0:12.51)	0:35.80 [1] (0:11.69)	0:24.11 [1] (0:11.85)	0:12.26 [1] (0:12.26)	2:19.39	0:35.80	
2	2	<b>HOW YA BEEN ANYWAY</b> Martin Harley	3	65.3 2000m	0:11.42 2000m	0:48.10 [4] (0:12.36)	0:35.74 [4] (0:11.65)	0:24.09 [2] (0:11.96)	0:12.13 [2] (0:12.13)	1.3L	0:35.74 +8	
3	7	<b>BLUE AS BLUE</b> James Orman	8	65.9 2000m	0:11.17 2000m	0:48.54 [2] (0:12.51)	0:36.03 [2] (0:11.78)	0:24.25 [3] (0:12.02)	0:12.23 [3] (0:12.23)	2.3L	0:36.03 +6	
4	10	<b>TAVIESLASS</b> Alisha Donald	1	65.2 2000m	0:11.37 2000m	0:48.14 [6] (0:12.36)	0:35.78 [7] (0:11.69)	0:24.09 [6] (0:11.95)	0:12.14 [4] (0:12.14)	2.5L	0:35.78 -1	
5	3	<b>LICENCE TO THRILL</b> Nathan Thomas	10	63.1 600m	0:11.71 600m	0:47.93 [9] (0:11.97)	0:35.96 [9] (0:11.71)	0:24.25 [8] (0:12.05)	0:12.20 [5] (0:12.20)	3.5L	0:35.96 +10	
6	4	<b>SUPER FENKEL</b> Ben Thompson	4	65.7 2000m	0:11.43 2000m	0:48.44 [5] (0:12.18)	0:36.26 [4] (0:11.86)	0:24.40 [5] (0:12.16)	0:12.24 [6] (0:12.24)	3.9L	0:36.26 +10	
7	6	<b>BETTER BELIEVE IT</b> Shania Willis	2	64.8 2000m	0:11.34 2000m	0:49.45 [3] (0:12.52)	0:36.93 [3] (0:11.86)	0:25.07 [4] (0:12.21)	0:12.86 [7] (0:12.86)	7.4L	0:36.93 -3	
8	8	<b>MICK'S PASSION</b> Noriyuki Masuda	6	63.6 2000m	0:11.51 2000m	0:49.32 [7] (0:12.13)	0:37.19 [6] (0:11.74)	0:25.45 [7] (0:12.23)	0:13.22 [8] (0:13.22)	10.2L	0:37.19 +8	
9	9	<b>OBSIDIAN ROSE</b> Casey Waddell	7	63.6 2000m	0:11.55 2000m	0:49.87 [8] (0:12.16)	0:37.71 [8] (0:11.88)	0:25.83 [9] (0:12.32)	0:13.51 [9] (0:13.51)	13.2L	0:37.71 +2	

Scratched: Everclear (#1)

[ ] Ranking at each section and finish  
 -:-:- No data available at this section  
 NA No data available

SCN Saddle cloth number  
 DNF Did not finish  
 DNT Did not track



Horse/Jockey Name	Venturous
Final Rank	1
Fastest Section Time (Section)	0:11.14 (2000m)
Top Speed [km/h] (Section)	65.3 (2000m)
Race State	Finished



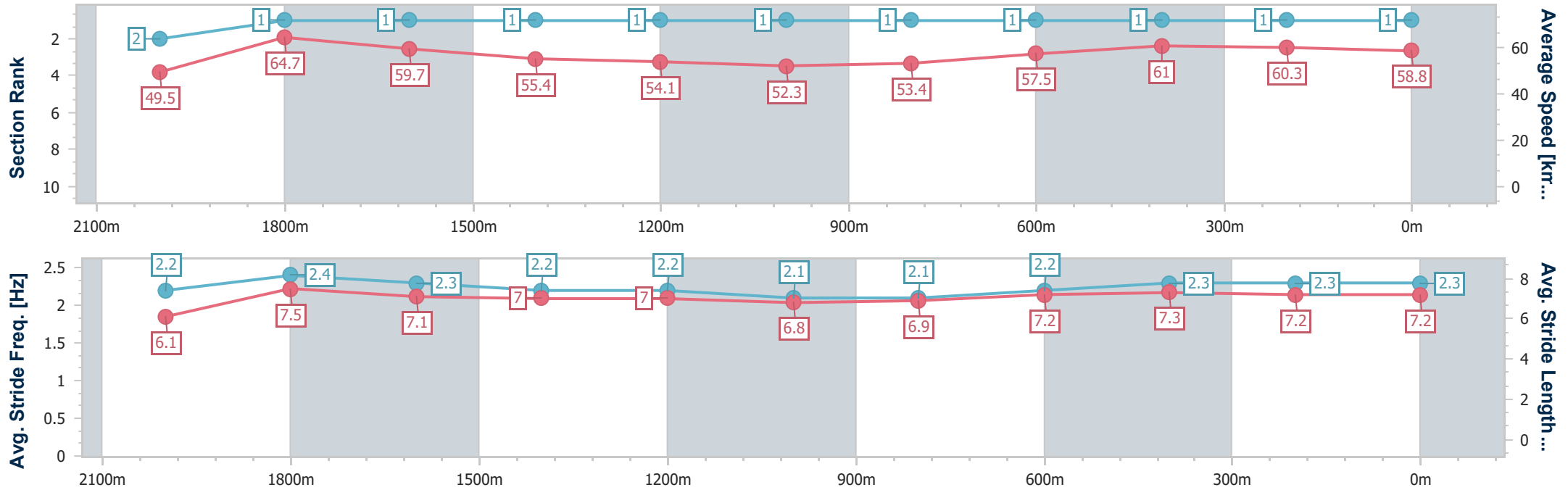
Ipswich QLD Professional  
Race 1: THE BARN FAMILY RESTAURANT Maiden Plate - 2200m



18 January 2024 - 13:47

Track Rating: Soft 6, Weather: Overcast, Rail Position: +8m Entire

Section	Overall	2000m	1800m	1600m	1400m	1200m	1000m	800m	600m	400m	200m
Section Times	2:19.39 [1] (0:14.60)	2:04.79 [2] (0:11.14)	1:53.65 [1] (0:11.82)	1:41.83 [1] (0:12.96)	1:28.87 [1] (0:13.32)	1:15.55 [1] (0:13.74)	1:01.81 [1] (0:13.50)	0:48.31 [1] (0:12.51)	0:35.80 [1] (0:11.69)	0:24.11 [1] (0:11.85)	0:12.26 [1] (0:12.26)
Average Speed [km/h]	49.5	64.7	59.7	55.4	54.1	52.3	53.4	57.5	61.0	60.3	58.8
Top Speed [km/h]	63.5	65.3	63.8	57.0	54.7	53.8	55.4	59.4	61.9	61.8	59.5
Avg. Dist. to Rail [m]	6.5	1.7	2.2	1.4	0.4	0.4	0.3	0.7	1.2	1.5	0.7
Avg. Stride Freq. [Hz]	2.2	2.4	2.3	2.2	2.2	2.1	2.1	2.2	2.3	2.3	2.3
Avg. Stride Length [m]	6.1	7.5	7.1	7.0	7.0	6.8	6.9	7.2	7.3	7.2	7.2



- [ ] Ranking at each section and finish
- .-.- No data available at this section
- NA No data available



Horse/Jockey Name	How Ya Been Anyway
Final Rank	2
Fastest Section Time (Section)	0:11.42 (2000m)
Top Speed [km/h] (Section)	65.3 (2000m)
Race State	Finished



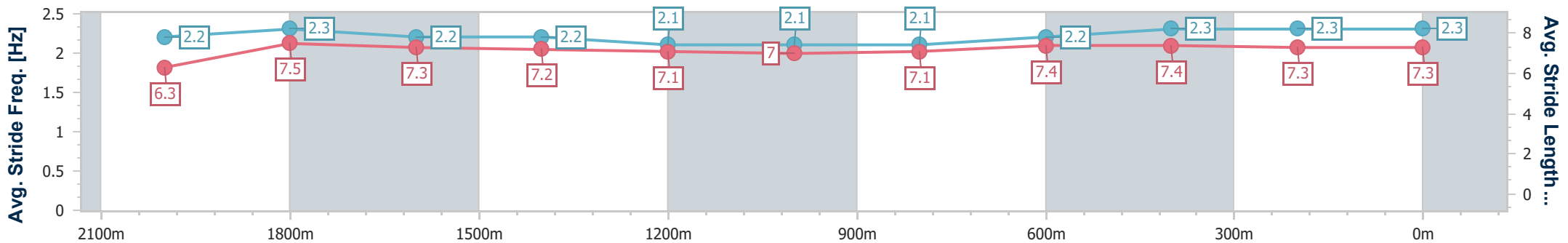
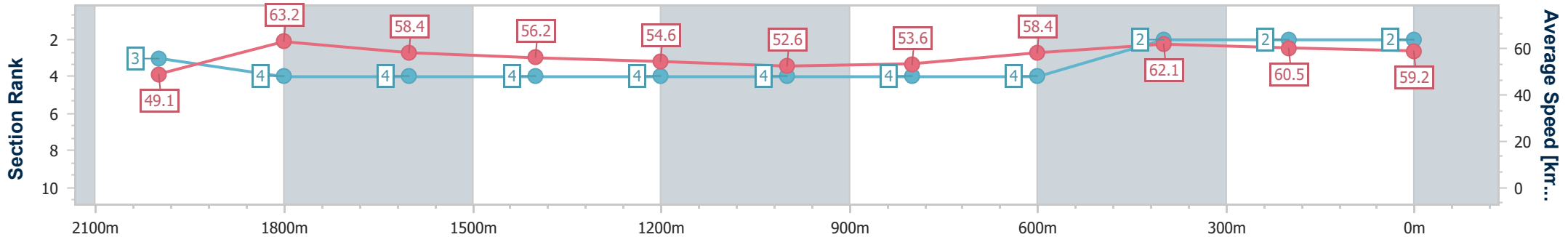
Ipswich QLD Professional  
Race 1: THE BARN FAMILY RESTAURANT Maiden Plate - 2200m



18 January 2024 - 13:47

Track Rating: Soft 6, Weather: Overcast, Rail Position: +8m Entire

Section	Overall	2000m	1800m	1600m	1400m	1200m	1000m	800m	600m	400m	200m
Section Times	2:19.60 [2] (0:14.64)	2:04.96 [3] (0:11.42)	1:53.54 [4] (0:12.22)	1:41.32 [4] (0:12.81)	1:28.51 [4] (0:13.21)	1:15.30 [4] (0:13.74)	1:01.56 [4] (0:13.46)	0:48.10 [4] (0:12.36)	0:35.74 [4] (0:11.65)	0:24.09 [2] (0:11.96)	0:12.13 [2] (0:12.13)
Average Speed [km/h]	49.1	63.2	58.4	56.2	54.6	52.6	53.6	58.4	62.1	60.5	59.2
Top Speed [km/h]	65.2	65.3	60.4	57.6	55.7	53.8	55.6	61.3	62.8	61.9	60.7
Avg. Dist. to Rail [m]	2.5	0.4	0.8	0.1	0.4	0.8	0.9	0.6	1.4	1.7	3.7
Avg. Stride Freq. [Hz]	2.2	2.3	2.2	2.2	2.1	2.1	2.1	2.2	2.3	2.3	2.3
Avg. Stride Length [m]	6.3	7.5	7.3	7.2	7.1	7.0	7.1	7.4	7.4	7.3	7.3



- [ ] Ranking at each section and finish
- .-.- No data available at this section
- NA No data available



Horse/Jockey Name	Blue As Blue
Final Rank	3
Fastest Section Time (Section)	0:11.17 (2000m)
Top Speed [km/h] (Section)	65.9 (2000m)
Race State	Finished



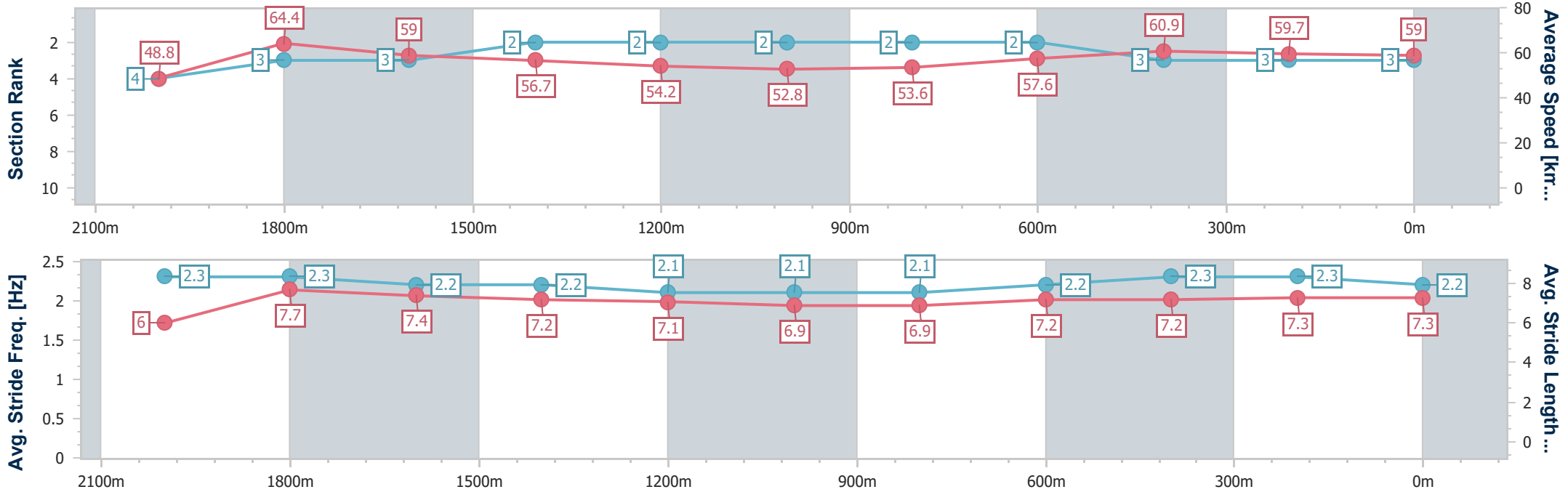
Ipswich QLD Professional  
Race 1: THE BARN FAMILY RESTAURANT Maiden Plate - 2200m



18 January 2024 - 13:47

Track Rating: Soft 6, Weather: Overcast, Rail Position: +8m Entire

Section	Overall	2000m	1800m	1600m	1400m	1200m	1000m	800m	600m	400m	200m
Section Times	2:19.78 [3] (0:14.79)	2:04.99 [4] (0:11.17)	1:53.82 [3] (0:12.09)	1:41.73 [3] (0:12.71)	1:29.02 [2] (0:13.31)	1:15.71 [2] (0:13.68)	1:02.03 [2] (0:13.49)	0:48.54 [2] (0:12.51)	0:36.03 [2] (0:11.78)	0:24.25 [3] (0:12.02)	0:12.23 [3] (0:12.23)
Average Speed [km/h]	48.8	64.4	59.0	56.7	54.2	52.8	53.6	57.6	60.9	59.7	59.0
Top Speed [km/h]	64.5	65.9	62.2	58.2	55.6	54.3	55.8	59.6	62.0	61.3	60.4
Avg. Dist. to Rail [m]	6.5	1.7	0.8	0.2	0.6	0.6	0.8	0.3	0.4	0.3	0.6
Avg. Stride Freq. [Hz]	2.3	2.3	2.2	2.2	2.1	2.1	2.1	2.2	2.3	2.3	2.2
Avg. Stride Length [m]	6.0	7.7	7.4	7.2	7.1	6.9	6.9	7.2	7.2	7.3	7.3



- [ ] Ranking at each section and finish
- .-.- No data available at this section
- NA No data available



Horse/Jockey Name	Tavieslass
Final Rank	4
Fastest Section Time (Section)	0:11.37 (2000m)
Top Speed [km/h] (Section)	65.2 (2000m)
Race State	Finished



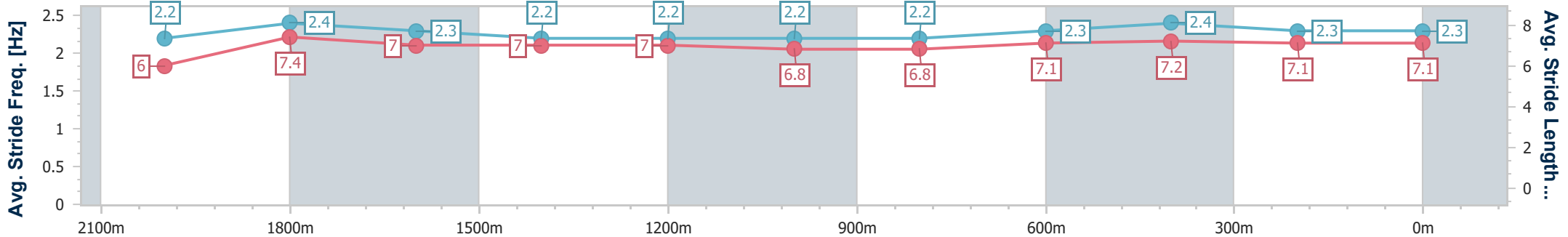
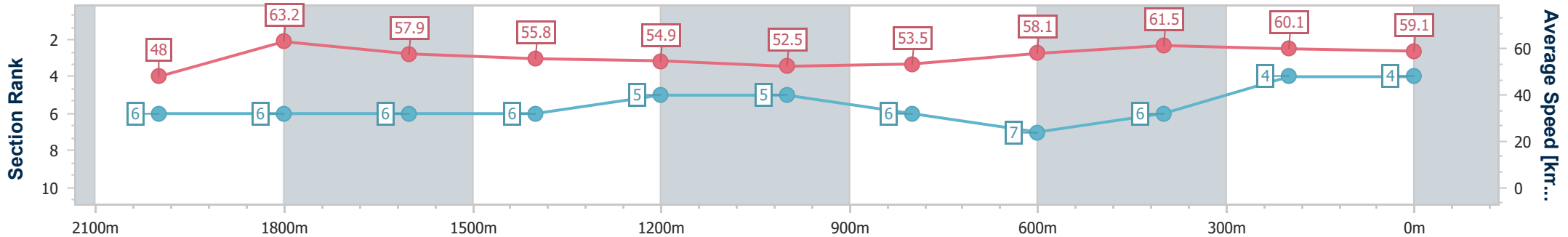
Ipswich QLD Professional  
Race 1: THE BARN FAMILY RESTAURANT Maiden Plate - 2200m



18 January 2024 - 13:47

Track Rating: Soft 6, Weather: Overcast, Rail Position: +8m Entire

Section	Overall	2000m	1800m	1600m	1400m	1200m	1000m	800m	600m	400m	200m
Section Times	2:19.84 [4] (0:15.01)	2:04.83 [6] (0:11.37)	1:53.46 [6] (0:12.23)	1:41.23 [6] (0:12.87)	1:28.36 [6] (0:13.05)	1:15.31 [5] (0:13.73)	1:01.58 [5] (0:13.44)	0:48.14 [6] (0:12.36)	0:35.78 [7] (0:11.69)	0:24.09 [6] (0:11.95)	0:12.14 [4] (0:12.14)
Average Speed [km/h]	48.0	63.2	57.9	55.8	54.9	52.5	53.5	58.1	61.5	60.1	59.1
Top Speed [km/h]	63.6	65.2	61.2	57.1	57.1	54.0	55.2	60.9	62.3	61.5	59.5
Avg. Dist. to Rail [m]	0.7	1.4	2.2	1.5	1.0	0.5	0.5	0.8	0.7	0.7	1.4
Avg. Stride Freq. [Hz]	2.2	2.4	2.3	2.2	2.2	2.2	2.2	2.3	2.4	2.3	2.3
Avg. Stride Length [m]	6.0	7.4	7.0	7.0	7.0	6.8	6.8	7.1	7.2	7.1	7.1



- [ ] Ranking at each section and finish
- .-.- No data available at this section
- NA No data available



Horse/Jockey Name	Licence To Thrill
Final Rank	5
Fastest Section Time (Section)	0:11.71 (600m)
Top Speed [km/h] (Section)	63.1 (600m)
Race State	Finished



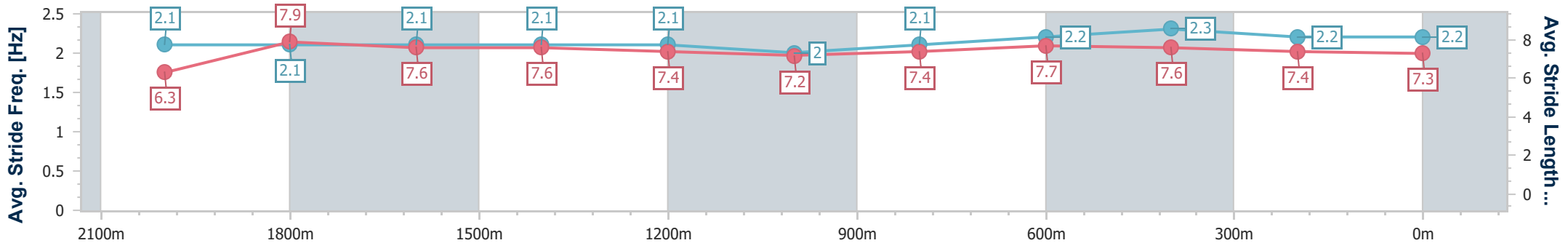
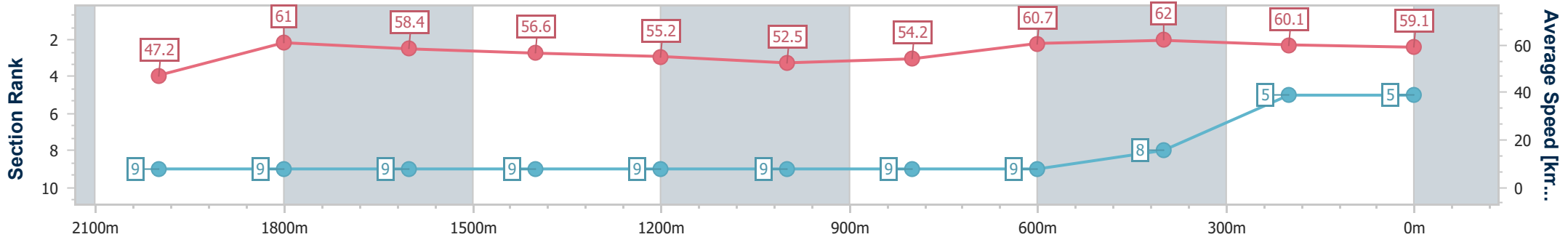
Ipswich QLD Professional  
Race 1: THE BARN FAMILY RESTAURANT Maiden Plate - 2200m



18 January 2024 - 13:47

Track Rating: Soft 6, Weather: Overcast, Rail Position: +8m Entire

Section	Overall	2000m	1800m	1600m	1400m	1200m	1000m	800m	600m	400m	200m
Section Times	2:20.04 [5] (0:15.26)	2:04.78 [9] (0:11.80)	1:52.98 [9] (0:12.20)	1:40.78 [9] (0:12.75)	1:28.03 [9] (0:13.06)	1:14.97 [9] (0:13.76)	1:01.21 [9] (0:13.28)	0:47.93 [9] (0:11.97)	0:35.96 [9] (0:11.71)	0:24.25 [8] (0:12.05)	0:12.20 [5] (0:12.20)
Average Speed [km/h]	47.2	61.0	58.4	56.6	55.2	52.5	54.2	60.7	62.0	60.1	59.1
Top Speed [km/h]	61.0	61.4	60.3	57.2	56.9	54.2	57.0	62.9	63.1	60.8	60.3
Avg. Dist. to Rail [m]	6.4	0.5	1.2	0.3	0.6	0.9	0.8	1.6	2.6	2.7	4.9
Avg. Stride Freq. [Hz]	2.1	2.1	2.1	2.1	2.1	2.0	2.1	2.2	2.3	2.2	2.2
Avg. Stride Length [m]	6.3	7.9	7.6	7.6	7.4	7.2	7.4	7.7	7.6	7.4	7.3



- [ ] Ranking at each section and finish
- .-.- No data available at this section
- NA No data available



Horse/Jockey Name	Super Fenkel
Final Rank	6
Fastest Section Time (Section)	0:11.43 (2000m)
Top Speed [km/h] (Section)	65.7 (2000m)
Race State	Finished



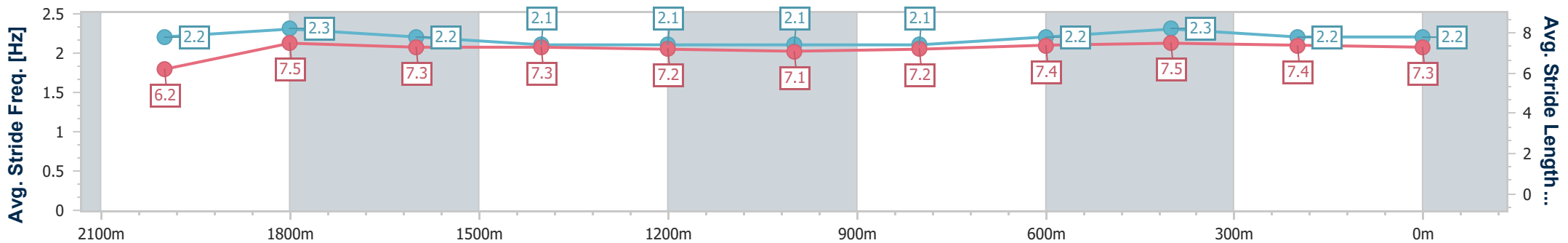
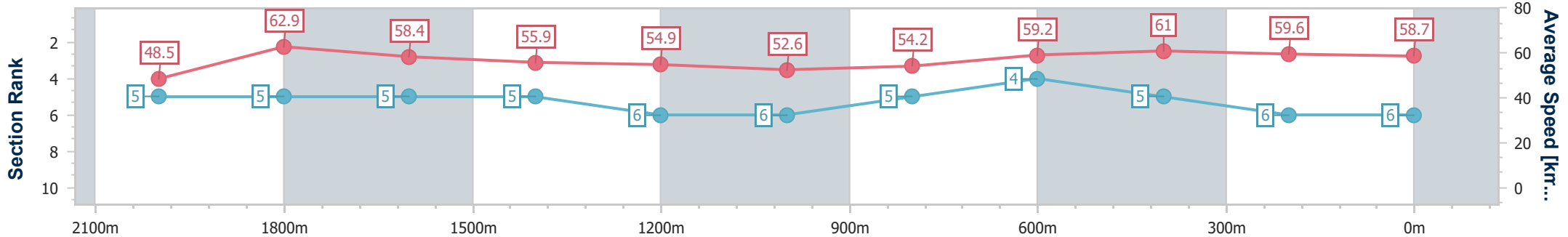
Ipswich QLD Professional  
Race 1: THE BARN FAMILY RESTAURANT Maiden Plate - 2200m



18 January 2024 - 13:47

Track Rating: Soft 6, Weather: Overcast, Rail Position: +8m Entire

Section	Overall	2000m	1800m	1600m	1400m	1200m	1000m	800m	600m	400m	200m
Section Times	2:20.12 [6] (0:14.84)	2:05.28 [5] (0:11.43)	1:53.85 [5] (0:12.31)	1:41.54 [5] (0:12.90)	1:28.64 [5] (0:13.09)	1:15.55 [6] (0:13.75)	1:01.80 [6] (0:13.36)	0:48.44 [5] (0:12.18)	0:36.26 [4] (0:11.86)	0:24.40 [5] (0:12.16)	0:12.24 [6] (0:12.24)
Average Speed [km/h]	48.5	62.9	58.4	55.9	54.9	52.6	54.2	59.2	61.0	59.6	58.7
Top Speed [km/h]	63.0	65.7	60.8	56.8	56.3	54.0	55.9	61.1	61.5	61.1	59.6
Avg. Dist. to Rail [m]	3.4	0.3	0.4	0.6	0.7	0.8	1.0	1.1	1.6	1.5	3.1
Avg. Stride Freq. [Hz]	2.2	2.3	2.2	2.1	2.1	2.1	2.1	2.2	2.3	2.2	2.2
Avg. Stride Length [m]	6.2	7.5	7.3	7.3	7.2	7.1	7.2	7.4	7.5	7.4	7.3



- [ ] Ranking at each section and finish
- .-.- No data available at this section
- NA No data available





Horse/Jockey Name	Better Believe It
Final Rank	7
Fastest Section Time (Section)	0:11.34 (2000m)
Top Speed [km/h] (Section)	64.8 (2000m)
Race State	Finished



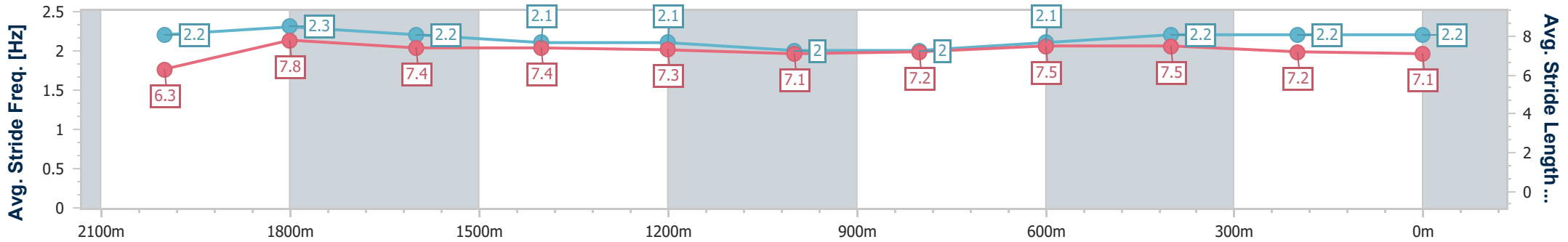
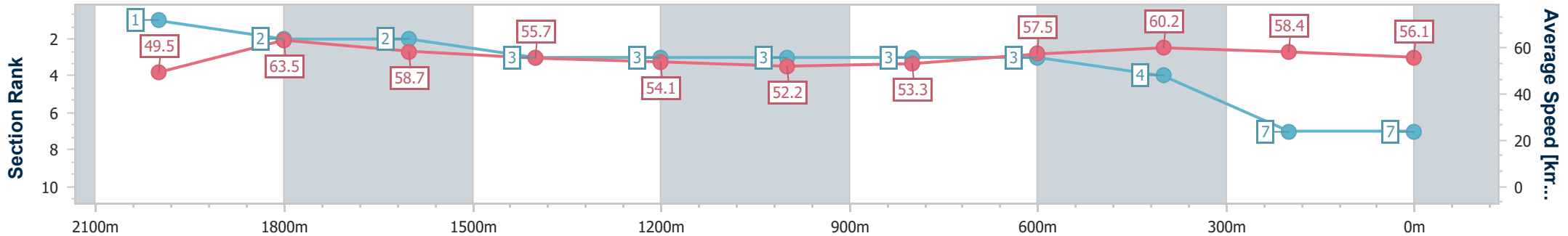
Ipswich QLD Professional  
Race 1: THE BARN FAMILY RESTAURANT Maiden Plate - 2200m



18 January 2024 - 13:47

Track Rating: Soft 6, Weather: Overcast, Rail Position: +8m Entire

Section	Overall	2000m	1800m	1600m	1400m	1200m	1000m	800m	600m	400m	200m
Section Times	2:20.75 [7] (0:14.56)	2:06.19 [1] (0:11.34)	1:54.85 [2] (0:12.04)	1:42.81 [2] (0:12.91)	1:29.90 [3] (0:13.27)	1:16.63 [3] (0:13.72)	1:02.91 [3] (0:13.46)	0:49.45 [3] (0:12.52)	0:36.93 [3] (0:11.86)	0:25.07 [4] (0:12.21)	0:12.86 [7] (0:12.86)
Average Speed [km/h]	49.5	63.5	58.7	55.7	54.1	52.2	53.3	57.5	60.2	58.4	56.1
Top Speed [km/h]	63.8	64.8	62.4	57.3	55.1	53.6	55.2	60.2	60.8	60.2	57.7
Avg. Dist. to Rail [m]	1.4	1.3	2.2	1.6	1.1	0.5	0.4	0.9	1.3	2.2	1.8
Avg. Stride Freq. [Hz]	2.2	2.3	2.2	2.1	2.1	2.0	2.0	2.1	2.2	2.2	2.2
Avg. Stride Length [m]	6.3	7.8	7.4	7.4	7.3	7.1	7.2	7.5	7.5	7.2	7.1



- [ ] Ranking at each section and finish
- .-.- No data available at this section
- NA No data available



Horse/Jockey Name	Mick's Passion
Final Rank	8
Fastest Section Time (Section)	0:11.51 (2000m)
Top Speed [km/h] (Section)	63.6 (2000m)
Race State	Finished



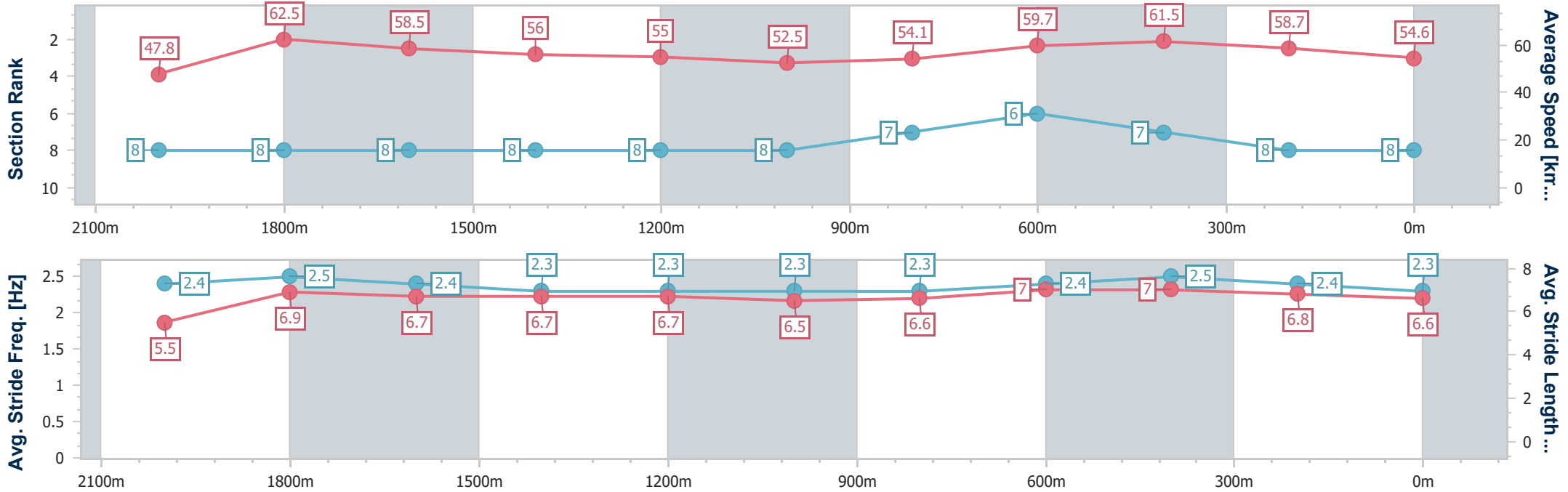
Ipswich QLD Professional  
Race 1: THE BARN FAMILY RESTAURANT Maiden Plate - 2200m



18 January 2024 - 13:47

Track Rating: Soft 6, Weather: Overcast, Rail Position: +8m Entire

Section	Overall	2000m	1800m	1600m	1400m	1200m	1000m	800m	600m	400m	200m
Section Times	2:21.22 [8] (0:15.09)	2:06.13 [8] (0:11.51)	1:54.62 [8] (0:12.25)	1:42.37 [8] (0:12.88)	1:29.49 [8] (0:13.07)	1:16.42 [8] (0:13.75)	1:02.67 [8] (0:13.35)	0:49.32 [7] (0:12.13)	0:37.19 [6] (0:11.74)	0:25.45 [7] (0:12.23)	0:13.22 [8] (0:13.22)
Average Speed [km/h]	47.8	62.5	58.5	56.0	55.0	52.5	54.1	59.7	61.5	58.7	54.6
Top Speed [km/h]	62.0	63.6	61.9	56.8	56.3	54.2	55.7	62.2	62.8	60.4	57.2
Avg. Dist. to Rail [m]	4.8	0.5	0.5	0.3	0.2	0.8	1.3	1.0	0.5	0.8	3.9
Avg. Stride Freq. [Hz]	2.4	2.5	2.4	2.3	2.3	2.3	2.3	2.4	2.5	2.4	2.3
Avg. Stride Length [m]	5.5	6.9	6.7	6.7	6.7	6.5	6.6	7.0	7.0	6.8	6.6



- [ ] Ranking at each section and finish
- .-.- No data available at this section
- NA No data available



Horse/Jockey Name	Obsidian Rose
Final Rank	9
Fastest Section Time (Section)	0:11.55 (2000m)
Top Speed [km/h] (Section)	63.6 (2000m)
Race State	Finished



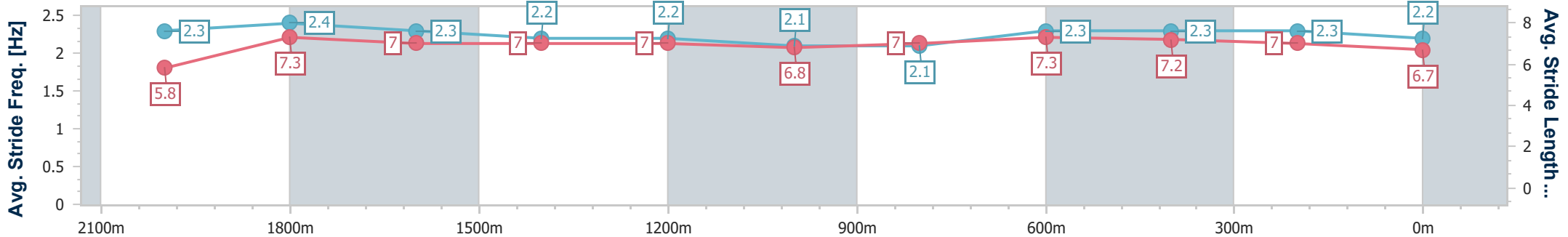
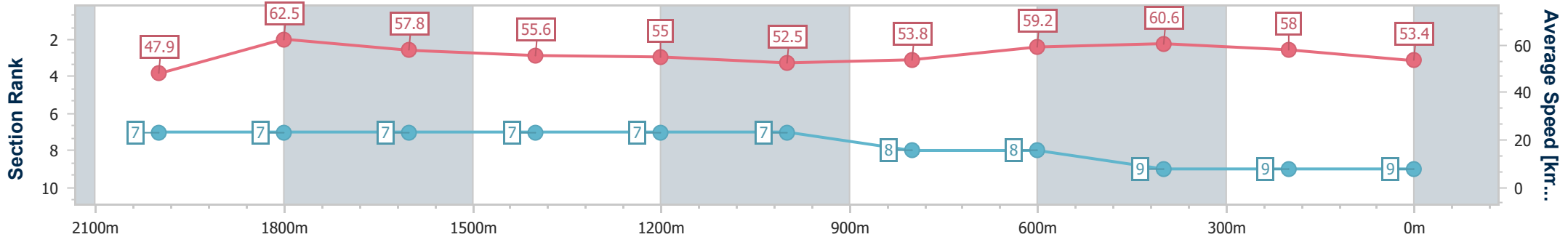
Ipswich QLD Professional  
Race 1: THE BARN FAMILY RESTAURANT Maiden Plate - 2200m



18 January 2024 - 13:47

Track Rating: Soft 6, Weather: Overcast, Rail Position: +8m Entire

Section	Overall	2000m	1800m	1600m	1400m	1200m	1000m	800m	600m	400m	200m
Section Times	2:21.78 [9] (0:15.02)	2:06.76 [7] (0:11.55)	1:55.21 [7] (0:12.22)	1:42.99 [7] (0:12.92)	1:30.07 [7] (0:13.06)	1:17.01 [7] (0:13.74)	1:03.27 [7] (0:13.40)	0:49.87 [8] (0:12.16)	0:37.71 [8] (0:11.88)	0:25.83 [9] (0:12.32)	0:13.51 [9] (0:13.51)
Average Speed [km/h]	47.9	62.5	57.8	55.6	55.0	52.5	53.8	59.2	60.6	58.0	53.4
Top Speed [km/h]	62.5	63.6	61.1	56.6	56.4	54.4	55.8	62.7	62.8	59.5	56.8
Avg. Dist. to Rail [m]	2.5	1.7	2.0	1.2	0.6	0.3	0.6	0.4	0.7	1.2	0.3
Avg. Stride Freq. [Hz]	2.3	2.4	2.3	2.2	2.2	2.1	2.1	2.3	2.3	2.3	2.2
Avg. Stride Length [m]	5.8	7.3	7.0	7.0	7.0	6.8	7.0	7.3	7.2	7.0	6.7



- [ ] Ranking at each section and finish
- .-.- No data available at this section
- NA No data available