

Track Rating: Soft 5, Weather: Overcast, Rail Position: +8m Entire

Section		Overall	1600m	1400m	1200m	1000m	800m	600m	Last 600m				
Field Times		1:44.09 (0:08.65)	1:35.44 (0:11.16)	1:24.28 (0:11.17)	1:13.11 (0:12.00)	1:01.11 (0:12.28)	0:48.83 (0:12.11)	0:36.72 (0:12.02)	0:36.72				
Rank	TAB Horse/Jockey	Barrier	Top Speed [km/h]	Fastest Section									Distance Travelled [m]
1	5 ORIGINAL GLAZE Georgina Cartwright	2	66.2 1600m	0:08.67 Overall	1:44.09 [1] (0:08.67)	1:35.42 [2] (0:11.14)	1:24.28 [1] (0:11.17)	1:13.11 [1] (0:12.07)	1:01.04 [2] (0:12.33)	0:48.71 [2] (0:12.14)	0:36.57 [2] (0:11.93)	0:36.57	
2	3 KERMANTIC Brodie Loy	7	65.5 1600m	0:09.13 Overall	1:44.25 [2] (0:09.13)	1:35.12 [9] (0:11.17)	1:23.95 [7] (0:11.25)	1:12.70 [6] (0:12.00)	1:00.70 [6] (0:12.33)	0:48.37 [6] (0:11.92)	0:36.45 [6] (0:11.86)	0:36.45	+1
3	7 ENVIABLE Robbie Dolan	4	65.3 1600m	0:09.25 Overall	1:44.42 [3] (0:09.25)	1:35.17 [10] (0:11.49)	1:23.68 [10] (0:11.50)	1:12.18 [10] (0:11.93)	1:00.25 [10] (0:12.04)	0:48.21 [10] (0:11.99)	0:36.22 [9] (0:11.88)	0:36.22	+4
4	9 SKATER Ben Thompson	8	65.7 1600m	0:08.65 Overall	1:44.42 [4] (0:08.65)	1:35.77 [1] (0:11.19)	1:24.58 [3] (0:11.35)	1:13.23 [3] (0:12.08)	1:01.15 [3] (0:12.35)	0:48.80 [4] (0:12.11)	0:36.69 [5] (0:11.97)	0:36.69	+1
5	2 CAPTAIN HOOK Nozi Tomizawa	9	67.0 1600m	0:08.78 Overall	1:44.54 [5] (0:08.78)	1:35.76 [6] (0:11.03)	1:24.73 [1] (0:11.23)	1:13.50 [2] (0:11.94)	1:01.56 [1] (0:12.28)	0:49.28 [1] (0:12.11)	0:37.17 [1] (0:12.02)	0:37.17	-2
6	1 JUST A JEDI James Orman	6	64.2 1400m	0:09.10 Overall	1:44.61 [6] (0:09.10)	1:35.51 [8] (0:11.45)	1:24.06 [8] (0:11.37)	1:12.69 [8] (0:11.89)	1:00.80 [8] (0:12.31)	0:48.49 [8] (0:12.00)	0:36.49 [8] (0:11.88)	0:36.49	+2
7	8 ALERT AND READY Sariah Champkin	5	64.6 1600m	0:09.00 Overall	1:44.74 [7] (0:09.00)	1:35.74 [7] (0:11.55)	1:24.19 [9] (0:11.37)	1:12.82 [9] (0:12.01)	1:00.81 [9] (0:12.28)	0:48.53 [9] (0:12.09)	0:36.44 [10] (0:11.62)	0:36.44	-4
8	6 AZURE PRIDE Sean Cormack	3	65.0 1600m	0:08.67 Overall	1:45.07 [8] (0:08.67)	1:36.40 [3] (0:11.23)	1:25.17 [4] (0:11.33)	1:13.84 [4] (0:12.10)	1:01.74 [5] (0:12.24)	0:49.50 [3] (0:12.14)	0:37.36 [4] (0:12.00)	0:37.36	-3
9	4 SHOPPING WISE Jai Williams	10	64.9 1400m	0:08.73 Overall	1:46.44 [9] (0:08.73)	1:37.71 [4] (0:11.35)	1:26.36 [5] (0:11.32)	1:15.04 [5] (0:11.93)	1:03.11 [4] (0:12.29)	0:50.82 [5] (0:12.05)	0:38.77 [3] (0:12.03)	0:38.77	+5
10	10 BUDDY'S TALE Melea Castle	1	64.6 1600m	0:08.74 Overall	1:46.58 [10] (0:08.74)	1:37.84 [5] (0:11.38)	1:26.46 [6] (0:11.46)	1:15.00 [7] (0:12.04)	1:02.96 [7] (0:12.29)	0:50.67 [7] (0:12.18)	0:38.49 [7] (0:12.45)	0:38.49	-5

Track Rating: Soft 5, Weather: Overcast, Rail Position: +8m Entire

Section				400m	200m			Last 600m			
Field Times				0:24.70 (0:12.16)	0:12.54 (0:12.54)			0:36.72			
Rank	TAB	Horse/Jockey	Barrier	Top Speed [km/h]	Fastest Section	Margin				Distance Travelled [m]	
1	5	ORIGINAL GLAZE Georgina Cartwright	2	66.2 1600m	0:08.67 Overall	0:24.64 [2] (0:12.10)	0:12.54 [1] (0:12.54)	1:44.09		0:36.57	
2	3	KERMANTIC Brodie Loy	7	65.5 1600m	0:09.13 Overall	0:24.59 [3] (0:12.00)	0:12.59 [2] (0:12.59)	0.8L		0:36.45	+1
3	7	ENVIALE Robbie Dolan	4	65.3 1600m	0:09.25 Overall	0:24.34 [9] (0:11.97)	0:12.37 [5] (0:12.37)	1.8L		0:36.22	+4
4	9	SKATER Ben Thompson	8	65.7 1600m	0:08.65 Overall	0:24.72 [5] (0:12.23)	0:12.49 [4] (0:12.49)	1.9L		0:36.69	+1
5	2	CAPTAIN HOOK Nozi Tomizawa	9	67.0 1600m	0:08.78 Overall	0:25.15 [1] (0:12.34)	0:12.81 [3] (0:12.81)	2.4L		0:37.17	-2
6	1	JUST A JEDI James Orman	6	64.2 1400m	0:09.10 Overall	0:24.61 [8] (0:12.08)	0:12.53 [6] (0:12.53)	2.7L		0:36.49	+2
7	8	ALERT AND READY Sariah Champkin	5	64.6 1600m	0:09.00 Overall	0:24.82 [7] (0:12.23)	0:12.59 [9] (0:12.59)	3.2L		0:36.44	-4
8	6	AZURE PRIDE Sean Cormack	3	65.0 1600m	0:08.67 Overall	0:25.36 [6] (0:12.37)	0:12.99 [7] (0:12.99)	5L		0:37.36	-3
9	4	SHOPPING WISE Jai Williams	10	64.9 1400m	0:08.73 Overall	0:26.74 [4] (0:12.41)	0:14.33 [8] (0:14.33)	13L		0:38.77	+5
10	10	BUDDY'S TALE Melea Castle	1	64.6 1600m	0:08.74 Overall	0:26.04 [10] (0:12.66)	0:13.38 [10] (0:13.38)	13.8L		0:38.49	-5



Horse/Jockey Name	Original Glaze
Final Rank	1
Fastest Section Time (Section)	0:08.67 (Overall)
Top Speed [km/h] (Section)	66.2 (1600m)
Race State	Finished

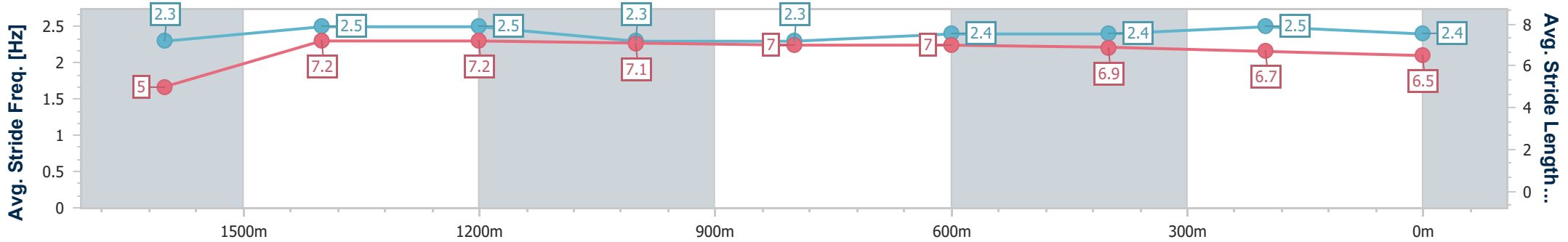
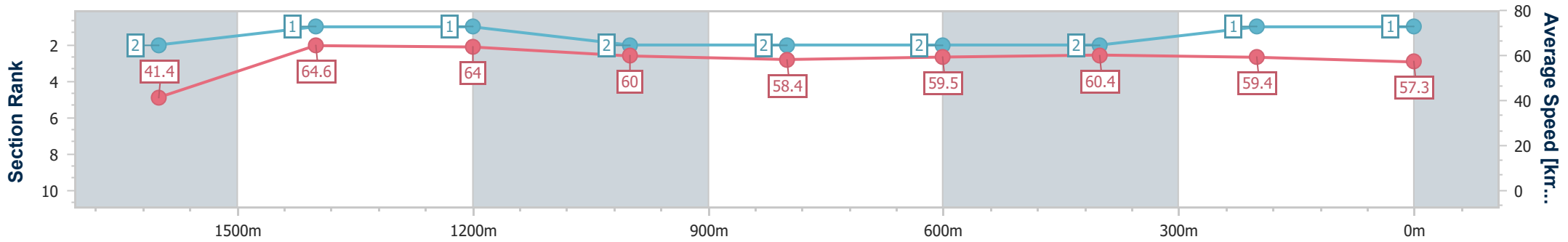


Ipswich QLD Professional
 Race 4: TAB Class 4 Handicap - 1700m
 18 January 2024 - 15:41



Track Rating: Soft 5, Weather: Overcast, Rail Position: +8m Entire

Section	Overall	1600m	1400m	1200m	1000m	800m	600m	400m	200m
Section Times	1:44.09 [1] (0:08.67)	1:35.42 [2] (0:11.14)	1:24.28 [1] (0:11.17)	1:13.11 [1] (0:12.07)	1:01.04 [2] (0:12.33)	0:48.71 [2] (0:12.14)	0:36.57 [2] (0:11.93)	0:24.64 [2] (0:12.10)	0:12.54 [1] (0:12.54)
Average Speed [km/h]	41.4	64.6	64.0	60.0	58.4	59.5	60.4	59.4	57.3
Top Speed [km/h]	61.7	66.2	66.2	61.2	59.2	60.5	61.1	60.4	59.2
Avg. Dist. to Rail [m]	3.2	1.1	1.3	0.8	1.3	0.7	0.5	0.5	1.0
Avg. Stride Freq. [Hz]	2.3	2.5	2.5	2.3	2.3	2.4	2.4	2.5	2.4
Avg. Stride Length [m]	5.0	7.2	7.2	7.1	7.0	7.0	6.9	6.7	6.5



- [] Ranking at each section and finish
- .-.- No data available at this section
- NA No data available



Horse/Jockey Name	Kermantic
Final Rank	2
Fastest Section Time (Section)	0:09.13 (Overall)
Top Speed [km/h] (Section)	65.5 (1600m)
Race State	Finished

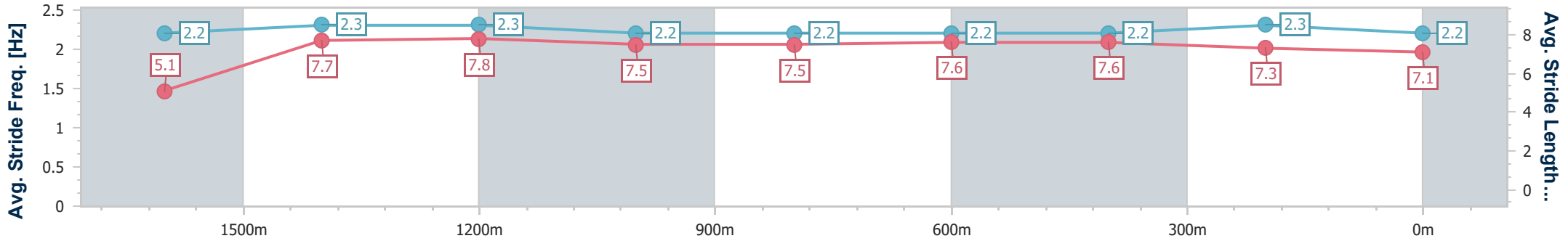
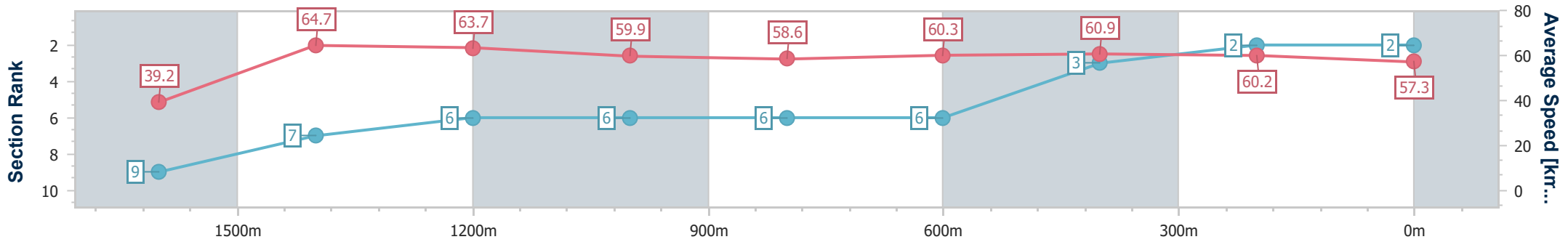


Ipswich QLD Professional
 Race 4: TAB Class 4 Handicap - 1700m
 18 January 2024 - 15:41



Track Rating: Soft 5, Weather: Overcast, Rail Position: +8m Entire

Section	Overall	1600m	1400m	1200m	1000m	800m	600m	400m	200m
Section Times	1:44.25 [2] (0:09.13)	1:35.12 [9] (0:11.17)	1:23.95 [7] (0:11.25)	1:12.70 [6] (0:12.00)	1:00.70 [6] (0:12.33)	0:48.37 [6] (0:11.92)	0:36.45 [6] (0:11.86)	0:24.59 [3] (0:12.00)	0:12.59 [2] (0:12.59)
Average Speed [km/h]	39.2	64.7	63.7	59.9	58.6	60.3	60.9	60.2	57.3
Top Speed [km/h]	61.1	65.5	64.9	63.3	60.0	61.2	61.6	61.9	59.4
Avg. Dist. to Rail [m]	6.7	1.1	0.8	0.5	0.2	0.4	1.1	1.2	0.4
Avg. Stride Freq. [Hz]	2.2	2.3	2.3	2.2	2.2	2.2	2.2	2.3	2.2
Avg. Stride Length [m]	5.1	7.7	7.8	7.5	7.5	7.6	7.6	7.3	7.1



- [] Ranking at each section and finish
- .-.- No data available at this section
- NA No data available



Horse/Jockey Name	Enviabe
Final Rank	3
Fastest Section Time (Section)	0:09.25 (Overall)
Top Speed [km/h] (Section)	65.3 (1600m)
Race State	Finished

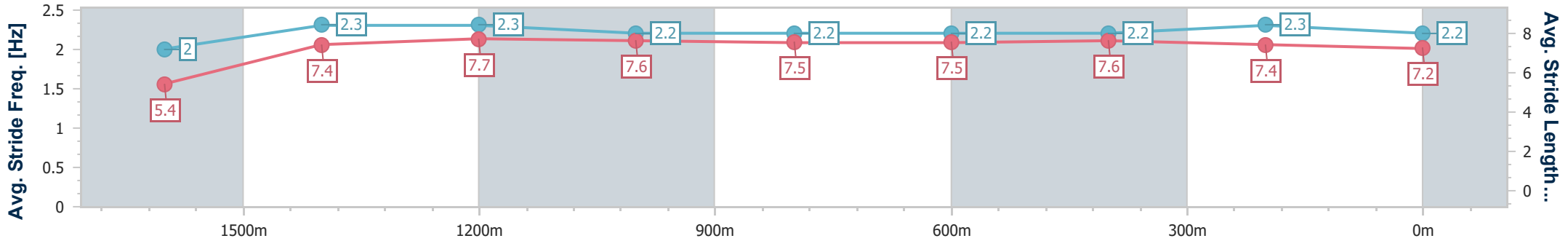
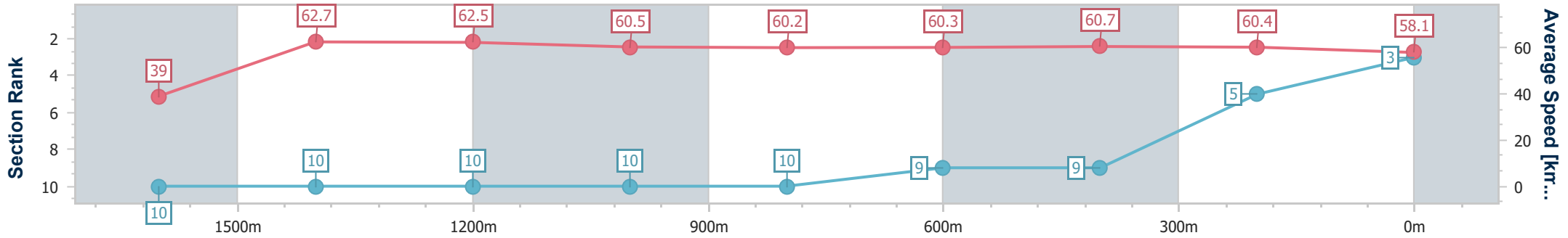


Ipswich QLD Professional
 Race 4: TAB Class 4 Handicap - 1700m
 18 January 2024 - 15:41



Track Rating: Soft 5, Weather: Overcast, Rail Position: +8m Entire

Section	Overall	1600m	1400m	1200m	1000m	800m	600m	400m	200m
Section Times	1:44.42 [3] (0:09.25)	1:35.17 [10] (0:11.49)	1:23.68 [10] (0:11.50)	1:12.18 [10] (0:11.93)	1:00.25 [10] (0:12.04)	0:48.21 [10] (0:11.99)	0:36.22 [9] (0:11.88)	0:24.34 [9] (0:11.97)	0:12.37 [5] (0:12.37)
Average Speed [km/h]	39.0	62.7	62.5	60.5	60.2	60.3	60.7	60.4	58.1
Top Speed [km/h]	58.2	65.3	63.2	62.6	62.5	62.2	61.8	62.6	59.9
Avg. Dist. to Rail [m]	2.8	0.2	0.2	0.7	1.2	1.2	0.9	2.6	3.2
Avg. Stride Freq. [Hz]	2.0	2.3	2.3	2.2	2.2	2.2	2.2	2.3	2.2
Avg. Stride Length [m]	5.4	7.4	7.7	7.6	7.5	7.5	7.6	7.4	7.2



- [] Ranking at each section and finish
- .-.- No data available at this section
- NA No data available



Horse/Jockey Name	Skater
Final Rank	4
Fastest Section Time (Section)	0:08.65 (Overall)
Top Speed [km/h] (Section)	65.7 (1600m)
Race State	Finished

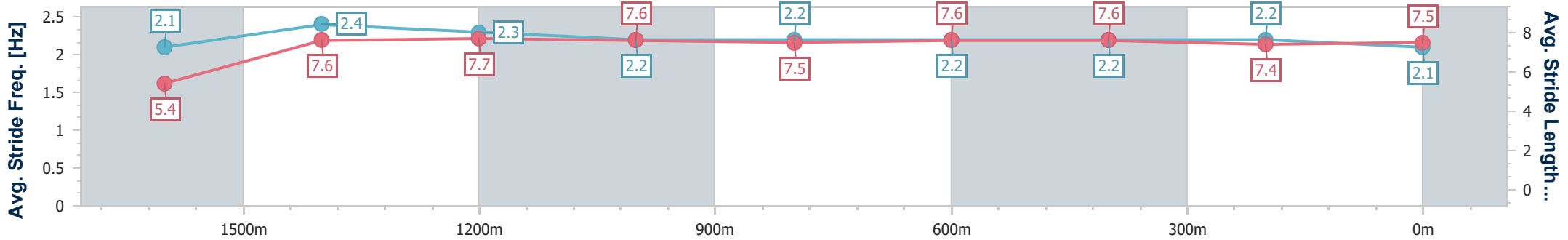
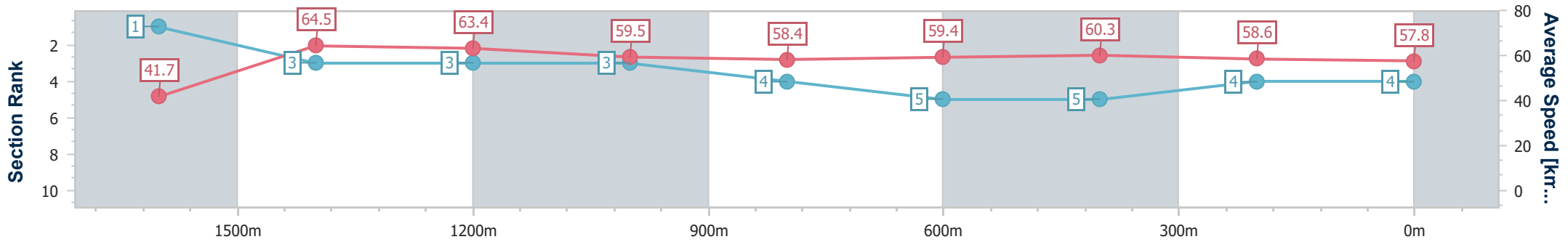


Ipswich QLD Professional
 Race 4: TAB Class 4 Handicap - 1700m
 18 January 2024 - 15:41



Track Rating: Soft 5, Weather: Overcast, Rail Position: +8m Entire

Section	Overall	1600m	1400m	1200m	1000m	800m	600m	400m	200m				
Section Times	1:44.42 [4] (0:08.65)	1:35.77 [1] (0:11.19)	1:24.58 [3] (0:11.35)	1:13.23 [3] (0:12.08)	1:01.15 [3] (0:12.35)	0:48.80 [4] (0:12.11)	0:36.69 [5] (0:11.97)	0:24.72 [5] (0:12.23)	0:12.49 [4] (0:12.49)				
Average Speed [km/h]	41.7	64.5	63.4	59.5	58.4	59.4	60.3	58.6	57.8				
Top Speed [km/h]	61.0	65.7	65.0	61.6	59.3	60.0	61.0	59.8	59.1				
Avg. Dist. to Rail [m]	7.5	2.6	0.5	0.6	0.5	0.2	0.2	0.3	0.6				
Avg. Stride Freq. [Hz]	2.1	2.4	2.3	2.2	2.2	2.2	2.2	2.2	2.1				
Avg. Stride Length [m]	5.4	7.6	7.7	7.6	7.5	7.6	7.6	7.4	7.5				



- [] Ranking at each section and finish
- .-.- No data available at this section
- NA No data available



Horse/Jockey Name	Captain Hook
Final Rank	5
Fastest Section Time (Section)	0:08.78 (Overall)
Top Speed [km/h] (Section)	67.0 (1600m)
Race State	Finished

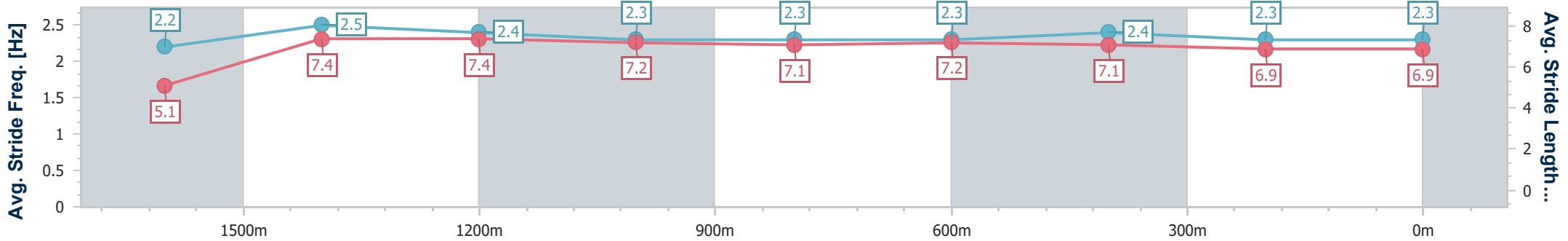
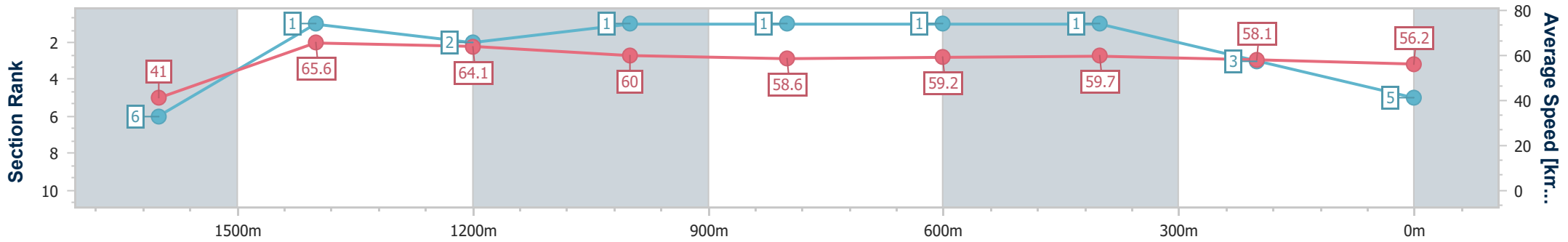


Ipswich QLD Professional
 Race 4: TAB Class 4 Handicap - 1700m
 18 January 2024 - 15:41



Track Rating: Soft 5, Weather: Overcast, Rail Position: +8m Entire

Section	Overall	1600m	1400m	1200m	1000m	800m	600m	400m	200m
Section Times	1:44.54 [5] (0:08.78)	1:35.76 [6] (0:11.03)	1:24.73 [1] (0:11.23)	1:13.50 [2] (0:11.94)	1:01.56 [1] (0:12.28)	0:49.28 [1] (0:12.11)	0:37.17 [1] (0:12.02)	0:25.15 [1] (0:12.34)	0:12.81 [3] (0:12.81)
Average Speed [km/h]	41.0	65.6	64.1	60.0	58.6	59.2	59.7	58.1	56.2
Top Speed [km/h]	61.7	67.0	65.9	62.9	58.9	60.2	61.2	59.1	57.7
Avg. Dist. to Rail [m]	8.1	4.4	0.9	1.2	1.1	0.7	0.5	1.4	0.6
Avg. Stride Freq. [Hz]	2.2	2.5	2.4	2.3	2.3	2.3	2.4	2.3	2.3
Avg. Stride Length [m]	5.1	7.4	7.4	7.2	7.1	7.2	7.1	6.9	6.9



- [] Ranking at each section and finish
- .-.- No data available at this section
- NA No data available



Horse/Jockey Name	Just A Jedi
Final Rank	6
Fastest Section Time (Section)	0:09.10 (Overall)
Top Speed [km/h] (Section)	64.2 (1400m)
Race State	Finished

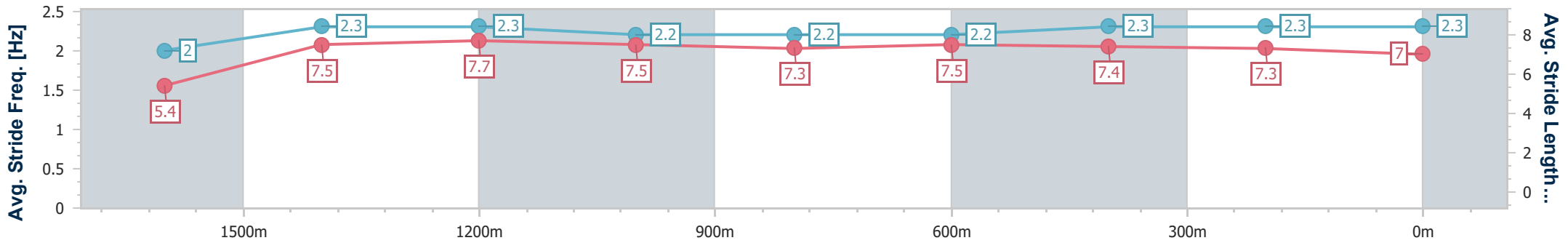
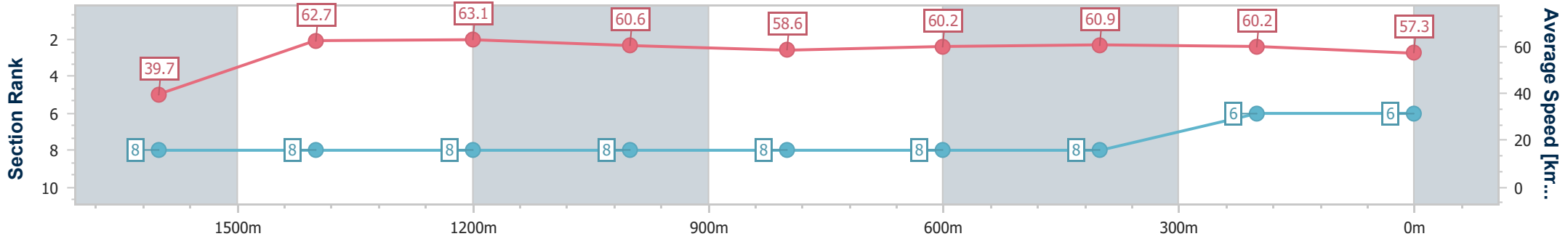


Ipswich QLD Professional
 Race 4: TAB Class 4 Handicap - 1700m
 18 January 2024 - 15:41



Track Rating: Soft 5, Weather: Overcast, Rail Position: +8m Entire

Section	Overall	1600m	1400m	1200m	1000m	800m	600m	400m	200m
Section Times	1:44.61 [6] (0:09.10)	1:35.51 [8] (0:11.45)	1:24.06 [8] (0:11.37)	1:12.69 [8] (0:11.89)	1:00.80 [8] (0:12.31)	0:48.49 [8] (0:12.00)	0:36.49 [8] (0:11.88)	0:24.61 [8] (0:12.08)	0:12.53 [6] (0:12.53)
Average Speed [km/h]	39.7	62.7	63.1	60.6	58.6	60.2	60.9	60.2	57.3
Top Speed [km/h]	59.4	64.0	64.2	62.9	60.2	61.2	62.0	62.0	60.0
Avg. Dist. to Rail [m]	4.0	0.3	0.6	0.2	0.6	0.5	1.4	2.9	3.1
Avg. Stride Freq. [Hz]	2.0	2.3	2.3	2.2	2.2	2.2	2.3	2.3	2.3
Avg. Stride Length [m]	5.4	7.5	7.7	7.5	7.3	7.5	7.4	7.3	7.0



- [] Ranking at each section and finish
- .-.- No data available at this section
- NA No data available



Horse/Jockey Name	Alert And Ready
Final Rank	7
Fastest Section Time (Section)	0:09.00 (Overall)
Top Speed [km/h] (Section)	64.6 (1600m)
Race State	Finished

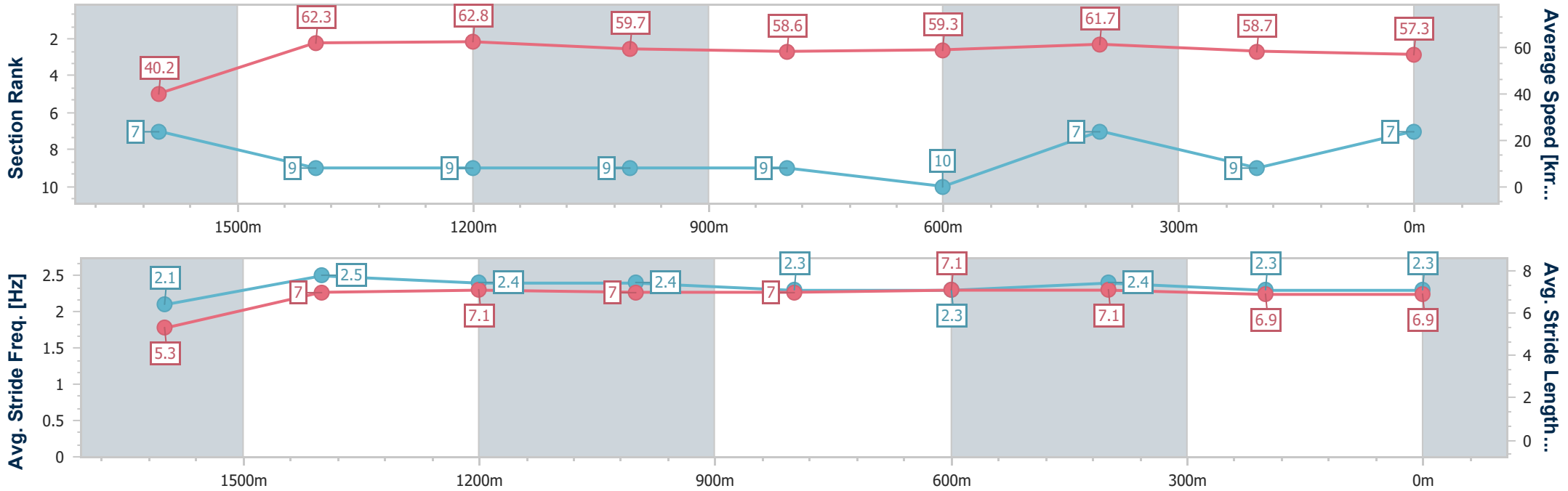


Ipswich QLD Professional
 Race 4: TAB Class 4 Handicap - 1700m
 18 January 2024 - 15:41



Track Rating: Soft 5, Weather: Overcast, Rail Position: +8m Entire

Section	Overall	1600m	1400m	1200m	1000m	800m	600m	400m	200m
Section Times	1:44.74 [7] (0:09.00)	1:35.74 [7] (0:11.55)	1:24.19 [9] (0:11.37)	1:12.82 [9] (0:12.01)	1:00.81 [9] (0:12.28)	0:48.53 [9] (0:12.09)	0:36.44 [10] (0:11.62)	0:24.82 [7] (0:12.23)	0:12.59 [9] (0:12.59)
Average Speed [km/h]	40.2	62.3	62.8	59.7	58.6	59.3	61.7	58.7	57.3
Top Speed [km/h]	57.7	64.6	64.0	62.7	60.0	60.5	62.4	61.4	59.5
Avg. Dist. to Rail [m]	4.5	0.8	1.4	1.1	1.1	1.2	0.6	1.0	0.9
Avg. Stride Freq. [Hz]	2.1	2.5	2.4	2.4	2.3	2.3	2.4	2.3	2.3
Avg. Stride Length [m]	5.3	7.0	7.1	7.0	7.0	7.1	7.1	6.9	6.9



- [] Ranking at each section and finish
- .-.- No data available at this section
- NA No data available



Horse/Jockey Name	Azure Pride
Final Rank	8
Fastest Section Time (Section)	0:08.67 (Overall)
Top Speed [km/h] (Section)	65.0 (1600m)
Race State	Finished

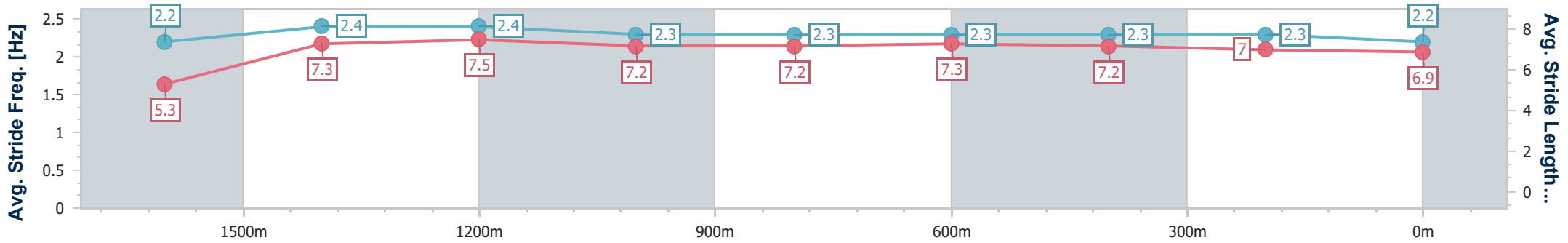
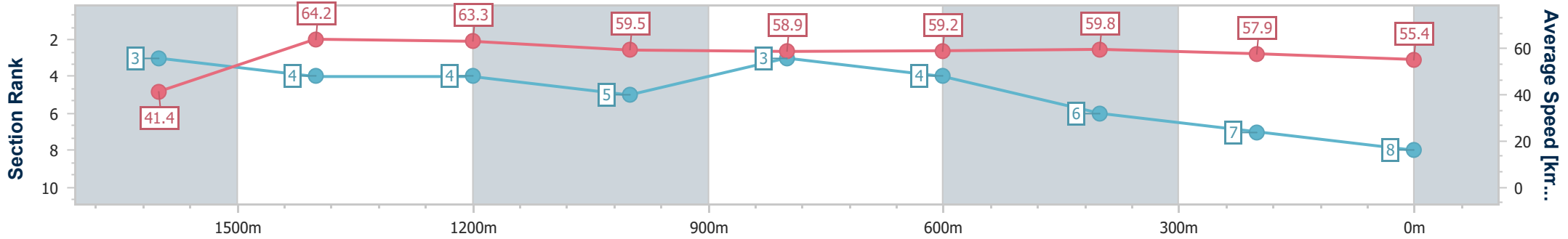


Ipswich QLD Professional
 Race 4: TAB Class 4 Handicap - 1700m
 18 January 2024 - 15:41



Track Rating: Soft 5, Weather: Overcast, Rail Position: +8m Entire

Section	Overall	1600m	1400m	1200m	1000m	800m	600m	400m	200m
Section Times	1:45.07 [8] (0:08.67)	1:36.40 [3] (0:11.23)	1:25.17 [4] (0:11.33)	1:13.84 [4] (0:12.10)	1:01.74 [5] (0:12.24)	0:49.50 [3] (0:12.14)	0:37.36 [4] (0:12.00)	0:25.36 [6] (0:12.37)	0:12.99 [7] (0:12.99)
Average Speed [km/h]	41.4	64.2	63.3	59.5	58.9	59.2	59.8	57.9	55.4
Top Speed [km/h]	61.2	65.0	64.9	61.4	59.6	59.9	60.7	59.7	57.8
Avg. Dist. to Rail [m]	3.6	1.0	0.6	0.2	0.2	0.3	0.7	1.2	0.6
Avg. Stride Freq. [Hz]	2.2	2.4	2.4	2.3	2.3	2.3	2.3	2.3	2.2
Avg. Stride Length [m]	5.3	7.3	7.5	7.2	7.2	7.3	7.2	7.0	6.9



- [] Ranking at each section and finish
- .-.- No data available at this section
- NA No data available



Horse/Jockey Name	Shopping Wise
Final Rank	9
Fastest Section Time (Section)	0:08.73 (Overall)
Top Speed [km/h] (Section)	64.9 (1400m)
Race State	Finished

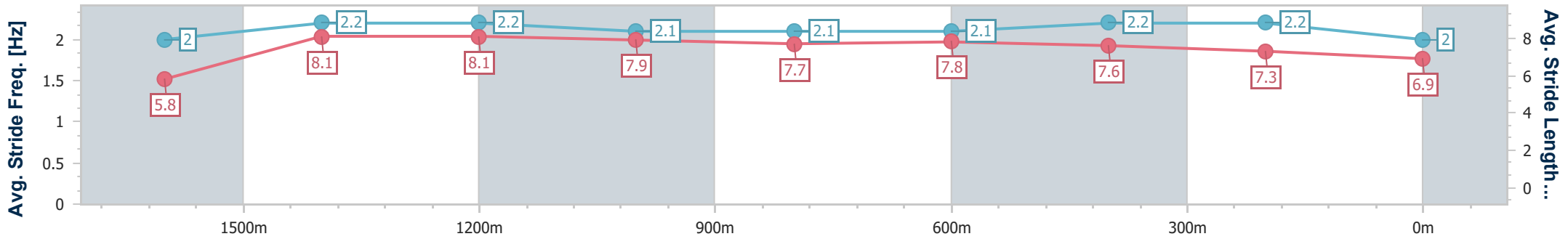
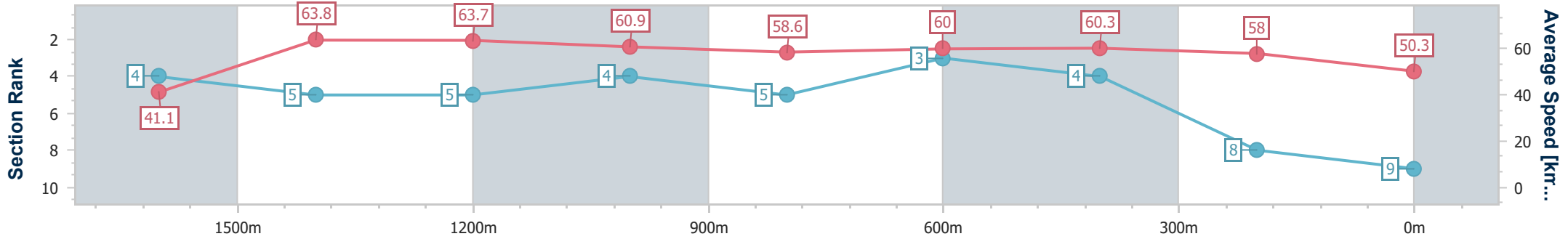


Ipswich QLD Professional
 Race 4: TAB Class 4 Handicap - 1700m
 18 January 2024 - 15:41



Track Rating: Soft 5, Weather: Overcast, Rail Position: +8m Entire

Section	Overall	1600m	1400m	1200m	1000m	800m	600m	400m	200m
Section Times	1:46.44 [9] (0:08.73)	1:37.71 [4] (0:11.35)	1:26.36 [5] (0:11.32)	1:15.04 [5] (0:11.93)	1:03.11 [4] (0:12.29)	0:50.82 [5] (0:12.05)	0:38.77 [3] (0:12.03)	0:26.74 [4] (0:12.41)	0:14.33 [8] (0:14.33)
Average Speed [km/h]	41.1	63.8	63.7	60.9	58.6	60.0	60.3	58.0	50.3
Top Speed [km/h]	60.8	64.7	64.9	62.6	59.7	60.6	61.4	60.9	56.4
Avg. Dist. to Rail [m]	9.5	4.5	0.7	1.6	1.3	0.8	1.0	0.8	1.9
Avg. Stride Freq. [Hz]	2.0	2.2	2.2	2.1	2.1	2.1	2.2	2.2	2.0
Avg. Stride Length [m]	5.8	8.1	8.1	7.9	7.7	7.8	7.6	7.3	6.9



- [] Ranking at each section and finish
- .-.- No data available at this section
- NA No data available



Horse/Jockey Name	Buddy's Tale
Final Rank	10
Fastest Section Time (Section)	0:08.74 (Overall)
Top Speed [km/h] (Section)	64.6 (1600m)
Race State	Finished

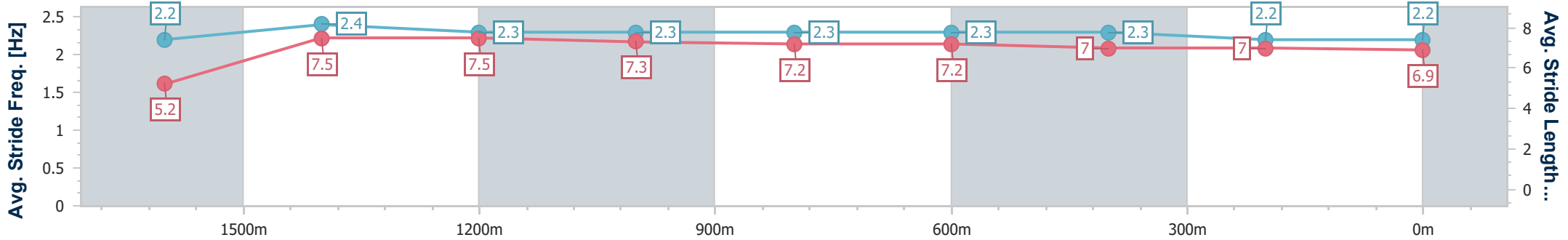
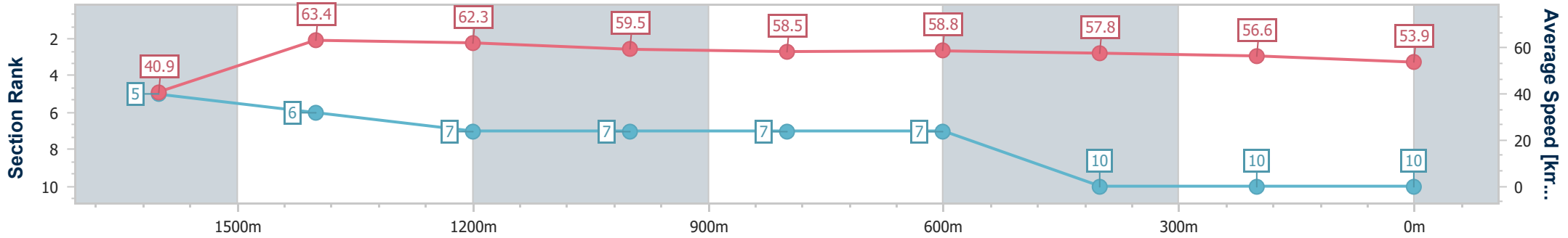


Ipswich QLD Professional
 Race 4: TAB Class 4 Handicap - 1700m
 18 January 2024 - 15:41



Track Rating: Soft 5, Weather: Overcast, Rail Position: +8m Entire

Section	Overall	1600m	1400m	1200m	1000m	800m	600m	400m	200m
Section Times	1:46.58 [10] (0:08.74)	1:37.84 [5] (0:11.38)	1:26.46 [6] (0:11.46)	1:15.00 [7] (0:12.04)	1:02.96 [7] (0:12.29)	0:50.67 [7] (0:12.18)	0:38.49 [7] (0:12.45)	0:26.04 [10] (0:12.66)	0:13.38 [10] (0:13.38)
Average Speed [km/h]	40.9	63.4	62.3	59.5	58.5	58.8	57.8	56.6	53.9
Top Speed [km/h]	60.7	64.6	64.1	61.9	58.9	59.2	58.9	57.6	56.3
Avg. Dist. to Rail [m]	1.5	1.0	1.8	1.4	1.0	0.6	0.4	0.7	0.4
Avg. Stride Freq. [Hz]	2.2	2.4	2.3	2.3	2.3	2.3	2.3	2.2	2.2
Avg. Stride Length [m]	5.2	7.5	7.5	7.3	7.2	7.2	7.0	7.0	6.9



- [] Ranking at each section and finish
- .-.- No data available at this section
- NA No data available