



Ipswich QLD Professional

Race 5: IEEC.COM.AU BENCHMARK 58 Handicap - 1700m

18 January 2024 - 16:15



Track Rating: Soft 5, Weather: Overcast, Rail Position: +8m Entire

Section		Field Times												
Overall	1600m	1400m	1200m	1000m	800m	600m	Last 600m							
1:45.46 (0:08.75)	1:36.71 (0:11.61)	1:25.10 (0:12.13)	1:12.97 (0:12.70)	1:00.27 (0:11.99)	0:48.28 (0:11.94)	0:36.34 (0:12.12)	0:36.34							
Rank	TAB	Horse/Jockey	Barrier	Top Speed [km/h]	Fastest Section								Distance Travelled [m]	
1	4	FLOP TURN RIVER Ryan Maloney	3	62.7 1600m	0:08.83 Overall	1:45.46 [1] (0:08.83)	1:36.63 [2] (0:11.71)	1:24.92 [3] (0:12.18)	1:12.74 [4] (0:12.81)	0:59.93 [3] (0:12.26)	0:47.67 [5] (0:11.78)	0:35.89 [5] (0:12.00)	0:35.89	
2	6	TOBA James Orman	12	63.4 200m	0:09.09 Overall	1:45.52 [2] (0:09.09)	1:36.43 [7] (0:12.04)	1:24.39 [10] (0:12.24)	1:12.15 [10] (0:13.03)	0:59.12 [10] (0:12.21)	0:46.91 [10] (0:11.61)	0:35.30 [10] (0:11.77)	0:35.30	+7
3	12	PAPAL MISS Sean Cormack	4	63.0 1600m	0:09.24 Overall	1:45.60 [3] (0:09.24)	1:36.36 [8] (0:11.67)	1:24.69 [6] (0:12.26)	1:12.43 [8] (0:12.98)	0:59.45 [8] (0:12.23)	0:47.22 [9] (0:11.64)	0:35.58 [8] (0:11.70)	0:35.58	+5
4	8	THE KHAN Michael Cahill	9	63.8 1600m	0:09.03 Overall	1:45.96 [4] (0:09.03)	1:36.93 [6] (0:11.57)	1:25.36 [4] (0:11.99)	1:13.37 [2] (0:12.72)	1:00.65 [2] (0:12.18)	0:48.47 [3] (0:11.76)	0:36.71 [2] (0:12.10)	0:36.71	+0
5	2	DECARBONISE Jasper Franklin	8	64.5 1600m	0:08.75 Overall	1:46.08 [5] (0:08.75)	1:37.33 [1] (0:11.61)	1:25.72 [1] (0:12.33)	1:13.39 [3] (0:12.88)	1:00.51 [4] (0:12.21)	0:48.30 [4] (0:11.72)	0:36.58 [4] (0:11.94)	0:36.58	+2
6	14	MANTINELLO Karl Zechner	13	62.7 600m	0:09.27 Overall	1:46.13 [6] (0:09.27)	1:36.86 [9] (0:12.03)	1:24.83 [12] (0:12.27)	1:12.56 [12] (0:13.04)	0:59.52 [12] (0:12.18)	0:47.34 [11] (0:11.67)	0:35.67 [11] (0:11.63)	0:35.67	+7
7	7	FAT FINGERS Sariah Champkin	10	62.9 600m	0:09.02 Overall	1:46.19 [7] (0:09.02)	1:37.17 [5] (0:12.05)	1:25.12 [9] (0:12.34)	1:12.78 [11] (0:13.01)	0:59.77 [11] (0:12.44)	0:47.33 [12] (0:11.74)	0:35.59 [12] (0:11.61)	0:35.59	+1
8	15	SAYS WHO Nathan Thomas	5	62.9 800m	0:09.50 Overall	1:46.22 [8] (0:09.50)	1:36.72 [12] (0:11.78)	1:24.94 [11] (0:12.08)	1:12.86 [9] (0:12.79)	1:00.07 [8] (0:12.02)	0:48.05 [7] (0:11.50)	0:36.55 [7] (0:12.07)	0:36.55	+0
9	3	UNION SPIRIT Brodie Loy	2	63.4 1000m	0:09.39 Overall	1:46.27 [9] (0:09.39)	1:36.88 [10] (0:11.63)	1:25.25 [8] (0:12.06)	1:13.19 [7] (0:12.50)	1:00.69 [5] (0:11.60)	0:49.09 [1] (0:11.94)	0:37.15 [1] (0:12.12)	0:37.15	-5
10	5	MARTINI DANCER Ben Thompson	6	63.2 800m	0:08.98 Overall	1:46.36 [10] (0:08.98)	1:37.38 [3] (0:11.78)	1:25.60 [5] (0:12.20)	1:13.40 [5] (0:12.96)	1:00.44 [6] (0:12.12)	0:48.32 [6] (0:11.59)	0:36.73 [6] (0:11.85)	0:36.73	+2

Scratched: Skater (#9), Serenade The Cat (#10), Enviae (#1)

[] Ranking at each section and finish
 -:-:- No data available at this section
 NA No data available

SCN Saddle cloth number
 DNF Did not finish
 DNT Did not track



Ipswich QLD Professional

Race 5: IEEC.COM.AU BENCHMARK 58 Handicap - 1700m

18 January 2024 - 16:15



Track Rating: Soft 5, Weather: Overcast, Rail Position: +8m Entire

Section	Overall	1600m	1400m	1200m	1000m	800m	600m	Last 600m						
Field Times	1:45.46 (0:08.75)	1:36.71 (0:11.61)	1:25.10 (0:12.13)	1:12.97 (0:12.70)	1:00.27 (0:11.99)	0:48.28 (0:11.94)	0:36.34 (0:12.12)	0:36.34						
Rank	TAB	Horse/Jockey	Barrier	Top Speed [km/h]	Fastest Section				Distance Travelled [m]					
11	13	PAGATO Jai Williams	7	65.1 1600m	0:08.98 Overall	1:46.38 [11] (0:08.98)	1:37.40 [4] (0:11.46)	1:25.94 [2] (0:12.05)	1:13.89 [1] (0:12.70)	1:01.19 [1] (0:12.28)	0:48.91 [2] (0:11.89)	0:37.02 [3] (0:12.21)	0:37.02	-5
12	11	IRRIGATOR Yvette Lewis	11	64.3 1600m	0:09.40 Overall	1:47.28 [12] (0:09.40)	1:37.88 [11] (0:11.61)	1:26.27 [7] (0:12.05)	1:14.22 [6] (0:12.89)	1:01.33 [7] (0:12.33)	0:49.00 [8] (0:11.76)	0:37.24 [9] (0:11.80)	0:37.24	+9

Scratched: Skater (#9), Serenade The Cat (#10), Enviabile (#1)

[] Ranking at each section and finish
 -:-:- No data available at this section
 NA No data available

SCN Saddle cloth number
 DNF Did not finish
 DNT Did not track



Ipswich QLD Professional

Race 5: IEEC.COM.AU BENCHMARK 58 Handicap - 1700m

18 January 2024 - 16:15



Track Rating: Soft 5, Weather: Overcast, Rail Position: +8m Entire

Section				400m	200m			Last 600m			
Field Times				0:24.22 (0:12.18)	0:12.04 (0:12.04)			0:36.34			
Rank	TAB	Horse/Jockey	Barrier	Top Speed [km/h]	Fastest Section	Margin				Distance Travelled [m]	
1	4	FLOP TURN RIVER Ryan Maloney	3	62.7 1600m	0:08.83 Overall	0:23.89 [5] (0:11.97)	0:11.92 [3] (0:11.92)	1:45.46			0:35.89
2	6	TOBA James Orman	12	63.4 200m	0:09.09 Overall	0:23.53 [10] (0:11.83)	0:11.70 [9] (0:11.70)	0.2L			0:35.30 +7
3	12	PAPAL MISS Sean Cormack	4	63.0 1600m	0:09.24 Overall	0:23.88 [7] (0:11.97)	0:11.91 [6] (0:11.91)	0.7L			0:35.58 +5
4	8	THE KHAN Michael Cahill	9	63.8 1600m	0:09.03 Overall	0:24.61 [2] (0:12.12)	0:12.49 [2] (0:12.49)	2.7L			0:36.71 +0
5	2	DECARBONISE Jasper Franklin	8	64.5 1600m	0:08.75 Overall	0:24.64 [3] (0:12.16)	0:12.48 [4] (0:12.48)	3.2L			0:36.58 +2
6	14	MANTINELLO Karl Zechner	13	62.7 600m	0:09.27 Overall	0:24.04 [11] (0:11.95)	0:12.09 [11] (0:12.09)	3.4L			0:35.67 +7
7	7	FAT FINGERS Sariah Champkin	10	62.9 600m	0:09.02 Overall	0:23.98 [12] (0:11.80)	0:12.18 [10] (0:12.18)	3.6L			0:35.59 +1
8	15	SAYS WHO Nathan Thomas	5	62.9 800m	0:09.50 Overall	0:24.48 [8] (0:12.07)	0:12.41 [8] (0:12.41)	3.8L			0:36.55 +0
9	3	UNION SPIRIT Brodie Loy	2	63.4 1000m	0:09.39 Overall	0:25.03 [1] (0:12.18)	0:12.85 [1] (0:12.85)	4L			0:37.15 -5
10	5	MARTINI DANCER Ben Thompson	6	63.2 800m	0:08.98 Overall	0:24.88 [4] (0:12.17)	0:12.71 [5] (0:12.71)	4.5L			0:36.73 +2

Scratched: Skater (#9), Serenade The Cat (#10), Enviaible (#1)

[] Ranking at each section and finish
 -:-:- No data available at this section
 NA No data available

SCN Saddle cloth number
 DNF Did not finish
 DNT Did not track



Ipswich QLD Professional

Race 5: IEEC.COM.AU BENCHMARK 58 Handicap - 1700m

18 January 2024 - 16:15



Track Rating: Soft 5, Weather: Overcast, Rail Position: +8m Entire

Section		400m	200m			Last 600m			
Field Times		0:24.22 (0:12.18)	0:12.04 (0:12.04)			0:36.34			
Rank	TAB Horse/Jockey	Barrier	Top Speed [km/h]	Fastest Section	Margin	Distance Travelled [m]			
11	13 PAGATO Jai Williams	7	65.1 1600m	0:08.98 Overall	0:24.81 [6] (0:12.18)	0:12.63 [7] (0:12.63)	4.6L	0:37.02	-5
12	11 IRRIGATOR Yvette Lewis	11	64.3 1600m	0:09.40 Overall	0:25.44 [9] (0:12.39)	0:13.05 [12] (0:13.05)	9.9L	0:37.24	+9

Scratched: Skater (#9), Serenade The Cat (#10), Enviabile (#1)

[] Ranking at each section and finish
 -:-:- No data available at this section
 NA No data available

SCN Saddle cloth number
 DNF Did not finish
 DNT Did not track



Horse/Jockey Name	Flop Turn River
Final Rank	1
Fastest Section Time (Section)	0:08.83 (Overall)
Top Speed [km/h] (Section)	62.7 (1600m)
Race State	Finished



Ipswich QLD Professional

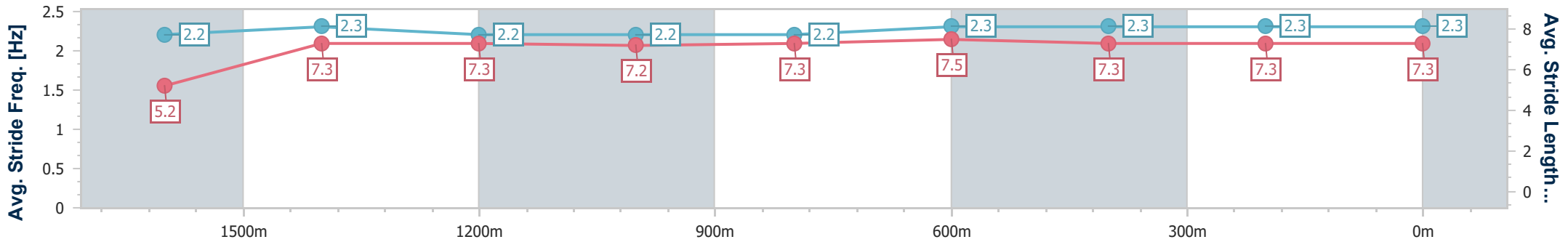
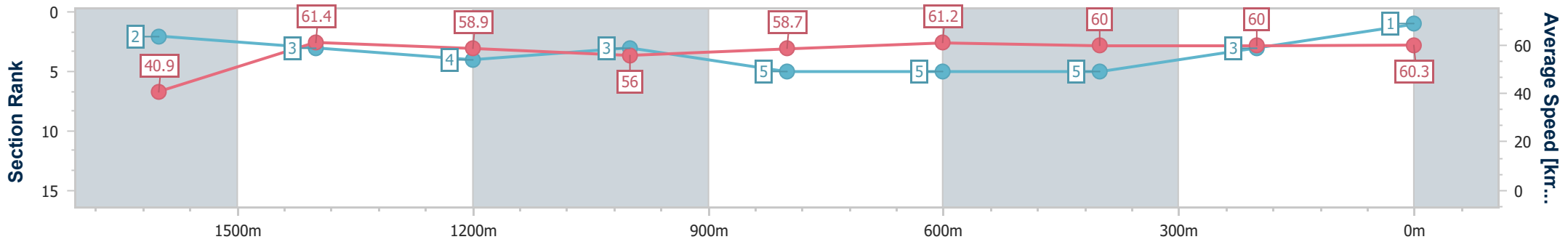
Race 5: IEEC.COM.AU BENCHMARK 58 Handicap - 1700m

18 January 2024 - 16:15



Track Rating: Soft 5, Weather: Overcast, Rail Position: +8m Entire

Section	Overall	1600m	1400m	1200m	1000m	800m	600m	400m	200m
Section Times	1:45.46 [1] (0:08.83)	1:36.63 [2] (0:11.71)	1:24.92 [3] (0:12.18)	1:12.74 [4] (0:12.81)	0:59.93 [3] (0:12.26)	0:47.67 [5] (0:11.78)	0:35.89 [5] (0:12.00)	0:23.89 [5] (0:11.97)	0:11.92 [3] (0:11.92)
Average Speed [km/h]	40.9	61.4	58.9	56.0	58.7	61.2	60.0	60.0	60.3
Top Speed [km/h]	59.7	62.7	59.3	57.6	60.5	61.8	61.3	61.1	61.8
Avg. Dist. to Rail [m]	2.3	1.2	1.2	0.5	0.3	0.3	0.2	0.5	2.5
Avg. Stride Freq. [Hz]	2.2	2.3	2.2	2.2	2.2	2.3	2.3	2.3	2.3
Avg. Stride Length [m]	5.2	7.3	7.3	7.2	7.3	7.5	7.3	7.3	7.3



- [] Ranking at each section and finish
- .-.- No data available at this section
- NA No data available



Horse/Jockey Name	Toba
Final Rank	2
Fastest Section Time (Section)	0:09.09 (Overall)
Top Speed [km/h] (Section)	63.4 (200m)
Race State	Finished



Ipswich QLD Professional

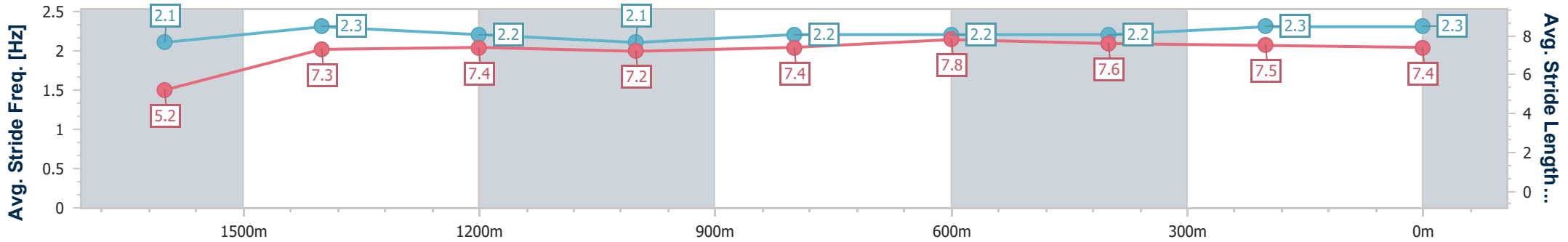
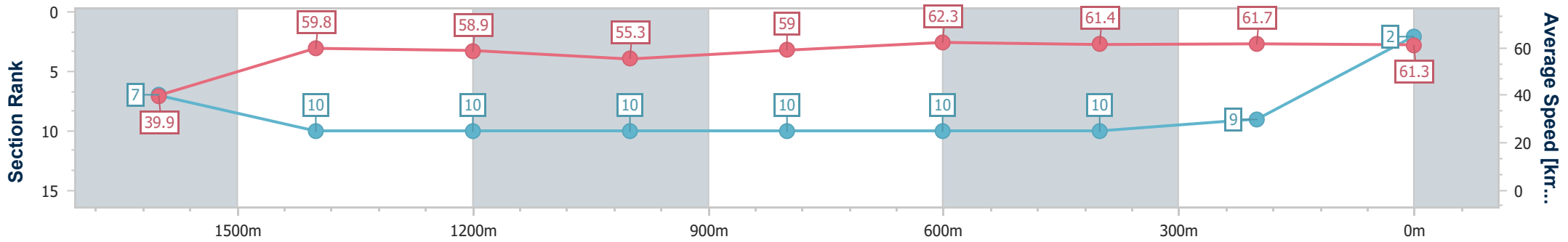
Race 5: IEEC.COM.AU BENCHMARK 58 Handicap - 1700m

18 January 2024 - 16:15



Track Rating: Soft 5, Weather: Overcast, Rail Position: +8m Entire

Section	Overall	1600m	1400m	1200m	1000m	800m	600m	400m	200m
Section Times	1:45.52 [2] (0:09.09)	1:36.43 [7] (0:12.04)	1:24.39 [10] (0:12.24)	1:12.15 [10] (0:13.03)	0:59.12 [10] (0:12.21)	0:46.91 [10] (0:11.61)	0:35.30 [10] (0:11.77)	0:23.53 [10] (0:11.83)	0:11.70 [9] (0:11.70)
Average Speed [km/h]	39.9	59.8	58.9	55.3	59.0	62.3	61.4	61.7	61.3
Top Speed [km/h]	59.9	61.0	60.1	57.6	61.1	62.7	63.1	63.0	63.4
Avg. Dist. to Rail [m]	9.3	1.0	0.4	0.7	0.6	0.3	1.0	4.0	6.4
Avg. Stride Freq. [Hz]	2.1	2.3	2.2	2.1	2.2	2.2	2.2	2.3	2.3
Avg. Stride Length [m]	5.2	7.3	7.4	7.2	7.4	7.8	7.6	7.5	7.4



- [] Ranking at each section and finish
- .-.- No data available at this section
- NA No data available



Horse/Jockey Name	Papal Miss
Final Rank	3
Fastest Section Time (Section)	0:09.24 (Overall)
Top Speed [km/h] (Section)	63.0 (1600m)
Race State	Finished



Ipswich QLD Professional

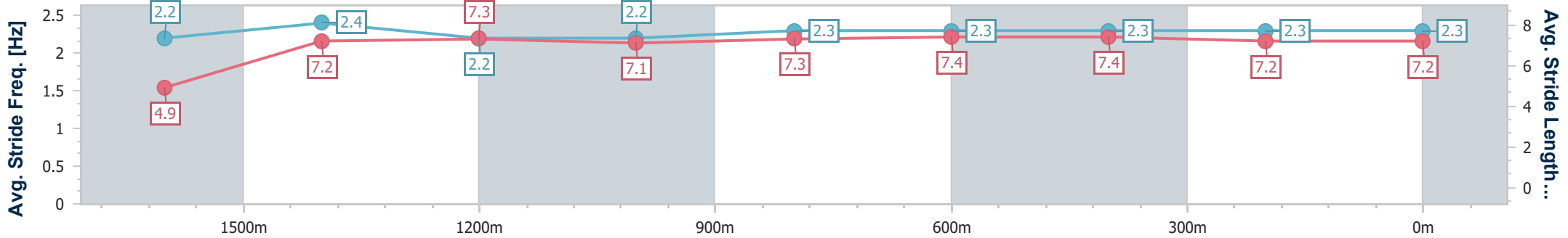
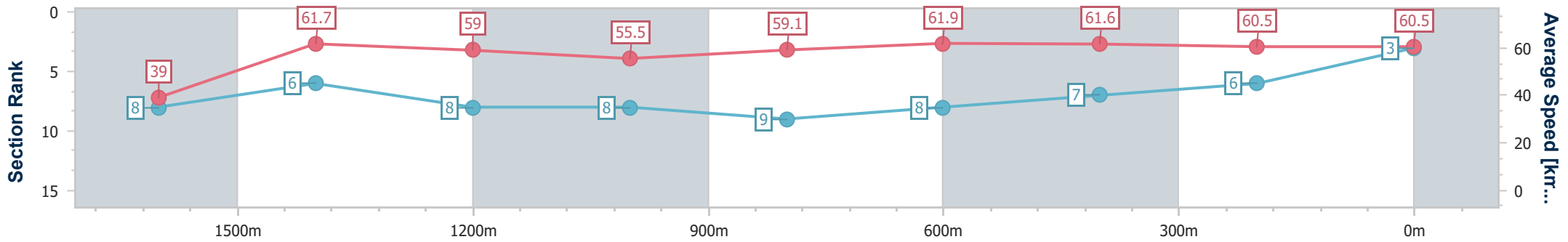
Race 5: IEEC.COM.AU BENCHMARK 58 Handicap - 1700m

18 January 2024 - 16:15



Track Rating: Soft 5, Weather: Overcast, Rail Position: +8m Entire

Section	Overall	1600m	1400m	1200m	1000m	800m	600m	400m	200m			
Section Times	1:45.60 [3] (0:09.24)	1:36.36 [8] (0:11.67)	1:24.69 [6] (0:12.26)	1:12.43 [8] (0:12.98)	0:59.45 [8] (0:12.23)	0:47.22 [9] (0:11.64)	0:35.58 [8] (0:11.70)	0:23.88 [7] (0:11.97)	0:11.91 [6] (0:11.91)			
Average Speed [km/h]	39.0	61.7	59.0	55.5	59.1	61.9	61.6	60.5	60.5			
Top Speed [km/h]	60.7	63.0	60.4	58.0	60.7	62.3	62.5	61.2	61.6			
Avg. Dist. to Rail [m]	3.6	0.6	0.3	0.7	0.7	0.2	0.4	2.8	5.5			
Avg. Stride Freq. [Hz]	2.2	2.4	2.2	2.2	2.3	2.3	2.3	2.3	2.3			
Avg. Stride Length [m]	4.9	7.2	7.3	7.1	7.3	7.4	7.4	7.2	7.2			



- [] Ranking at each section and finish
- .-.- No data available at this section
- NA No data available



Horse/Jockey Name	The Khan
Final Rank	4
Fastest Section Time (Section)	0:09.03 (Overall)
Top Speed [km/h] (Section)	63.8 (1600m)
Race State	Finished



Ipswich QLD Professional

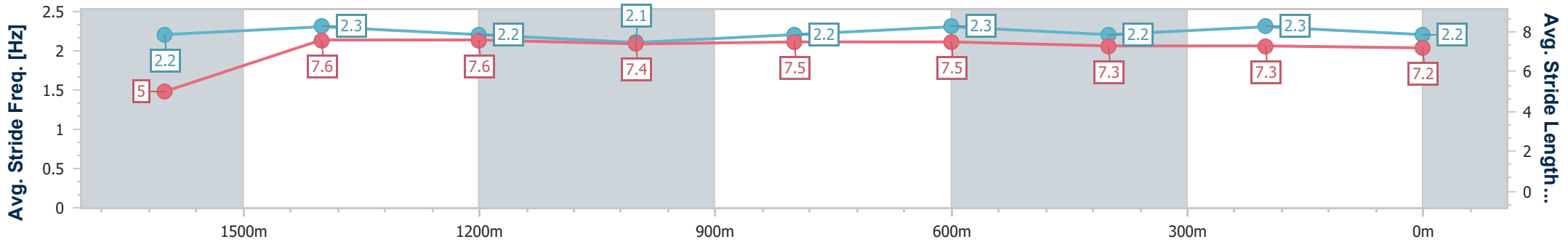
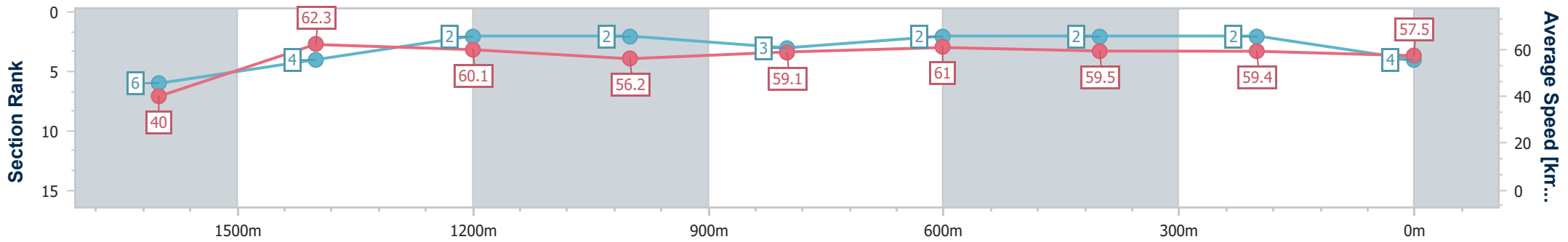
Race 5: IEEC.COM.AU BENCHMARK 58 Handicap - 1700m

18 January 2024 - 16:15



Track Rating: Soft 5, Weather: Overcast, Rail Position: +8m Entire

Section	Overall	1600m	1400m	1200m	1000m	800m	600m	400m	200m
Section Times	1:45.96 [4] (0:09.03)	1:36.93 [6] (0:11.57)	1:25.36 [4] (0:11.99)	1:13.37 [2] (0:12.72)	1:00.65 [2] (0:12.18)	0:48.47 [3] (0:11.76)	0:36.71 [2] (0:12.10)	0:24.61 [2] (0:12.12)	0:12.49 [2] (0:12.49)
Average Speed [km/h]	40.0	62.3	60.1	56.2	59.1	61.0	59.5	59.4	57.5
Top Speed [km/h]	63.5	63.8	61.9	57.1	61.3	61.9	60.4	59.6	59.1
Avg. Dist. to Rail [m]	8.8	2.6	0.8	1.2	0.8	0.3	0.5	0.6	2.3
Avg. Stride Freq. [Hz]	2.2	2.3	2.2	2.1	2.2	2.3	2.2	2.3	2.2
Avg. Stride Length [m]	5.0	7.6	7.6	7.4	7.5	7.5	7.3	7.3	7.2



- [] Ranking at each section and finish
- .-.- No data available at this section
- NA No data available



Horse/Jockey Name	Decarbonise
Final Rank	5
Fastest Section Time (Section)	0:08.75 (Overall)
Top Speed [km/h] (Section)	64.5 (1600m)
Race State	Finished



Ipswich QLD Professional

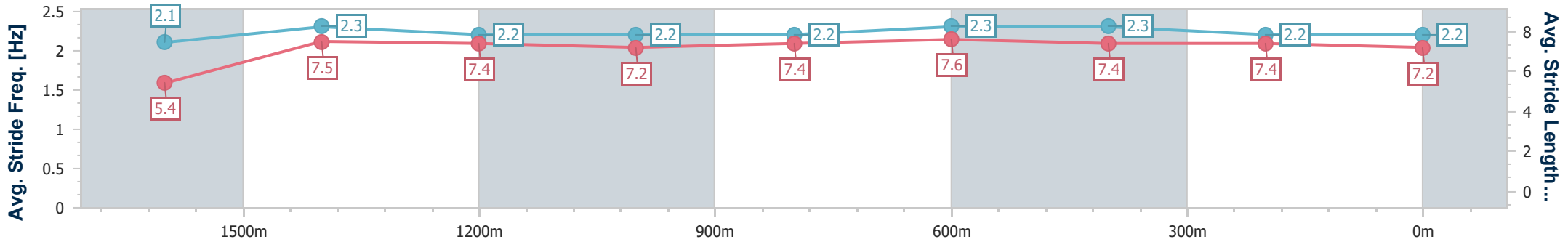
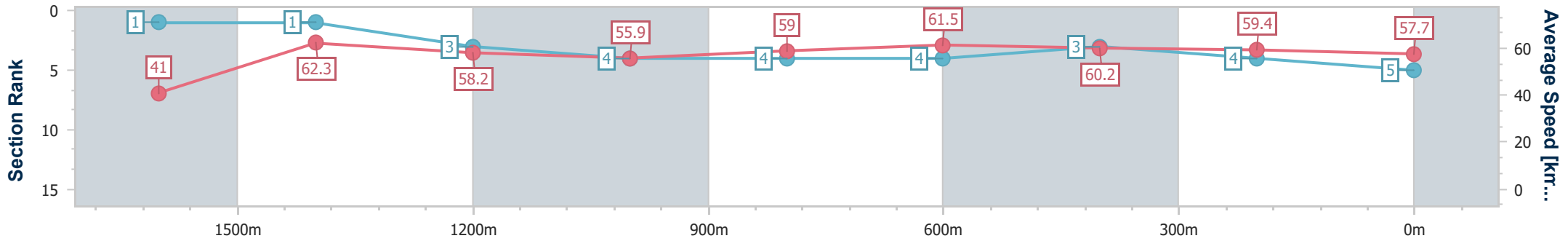
Race 5: IEEC.COM.AU BENCHMARK 58 Handicap - 1700m

18 January 2024 - 16:15



Track Rating: Soft 5, Weather: Overcast, Rail Position: +8m Entire

Section	Overall	1600m	1400m	1200m	1000m	800m	600m	400m	200m
Section Times	1:46.08 [5] (0:08.75)	1:37.33 [1] (0:11.61)	1:25.72 [1] (0:12.33)	1:13.39 [3] (0:12.88)	1:00.51 [4] (0:12.21)	0:48.30 [4] (0:11.72)	0:36.58 [4] (0:11.94)	0:24.64 [3] (0:12.16)	0:12.48 [4] (0:12.48)
Average Speed [km/h]	41.0	62.3	58.2	55.9	59.0	61.5	60.2	59.4	57.7
Top Speed [km/h]	61.5	64.5	60.2	57.5	60.9	62.4	60.9	59.7	59.0
Avg. Dist. to Rail [m]	6.0	0.6	0.2	0.3	0.2	0.2	0.6	0.8	3.6
Avg. Stride Freq. [Hz]	2.1	2.3	2.2	2.2	2.2	2.3	2.3	2.2	2.2
Avg. Stride Length [m]	5.4	7.5	7.4	7.2	7.4	7.6	7.4	7.4	7.2



- [] Ranking at each section and finish
- .-.- No data available at this section
- NA No data available



Horse/Jockey Name	Martinello
Final Rank	6
Fastest Section Time (Section)	0:09.27 (Overall)
Top Speed [km/h] (Section)	62.7 (600m)
Race State	Finished



Ipswich QLD Professional

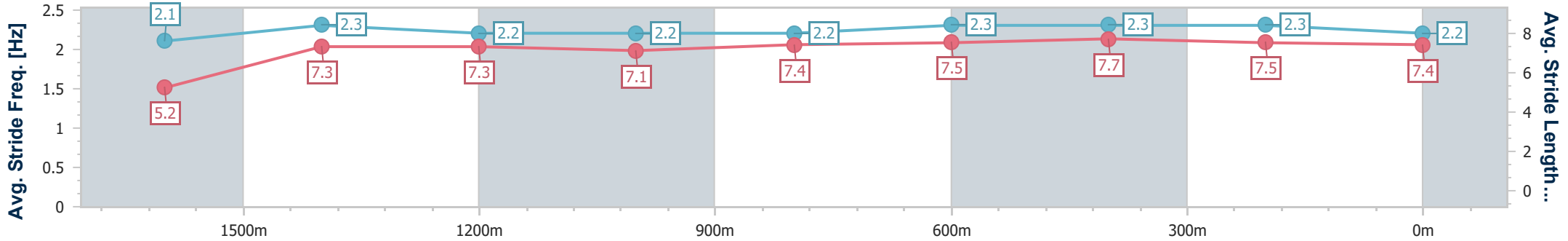
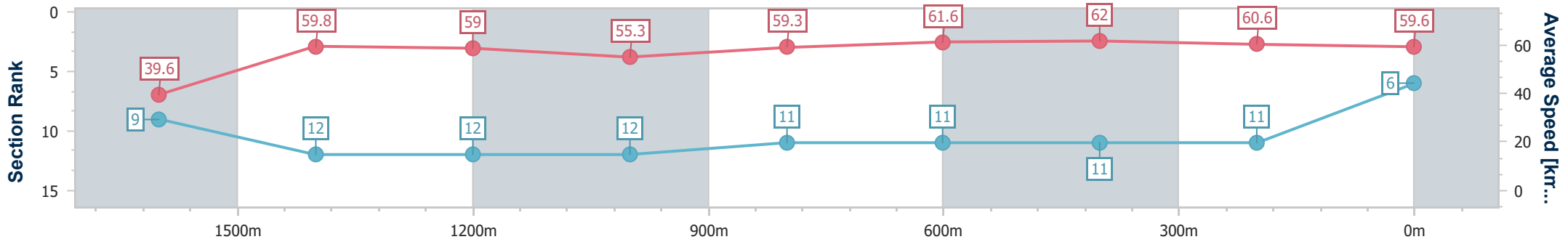
Race 5: IEEC.COM.AU BENCHMARK 58 Handicap - 1700m

18 January 2024 - 16:15



Track Rating: Soft 5, Weather: Overcast, Rail Position: +8m Entire

Section	Overall	1600m	1400m	1200m	1000m	800m	600m	400m	200m
Section Times	1:46.13 [6] (0:09.27)	1:36.86 [9] (0:12.03)	1:24.83 [12] (0:12.27)	1:12.56 [12] (0:13.04)	0:59.52 [12] (0:12.18)	0:47.34 [11] (0:11.67)	0:35.67 [11] (0:11.63)	0:24.04 [11] (0:11.95)	0:12.09 [11] (0:12.09)
Average Speed [km/h]	39.6	59.8	59.0	55.3	59.3	61.6	62.0	60.6	59.6
Top Speed [km/h]	57.3	61.6	60.6	57.0	61.5	62.5	62.7	61.2	60.2
Avg. Dist. to Rail [m]	10.2	1.5	0.8	1.4	0.3	0.2	0.5	1.9	6.1
Avg. Stride Freq. [Hz]	2.1	2.3	2.2	2.2	2.2	2.3	2.3	2.3	2.2
Avg. Stride Length [m]	5.2	7.3	7.3	7.1	7.4	7.5	7.7	7.5	7.4



- [] Ranking at each section and finish
- .-.- No data available at this section
- NA No data available



Horse/Jockey Name	Fat Fingers
Final Rank	7
Fastest Section Time (Section)	0:09.02 (Overall)
Top Speed [km/h] (Section)	62.9 (600m)
Race State	Finished



Ipswich QLD Professional

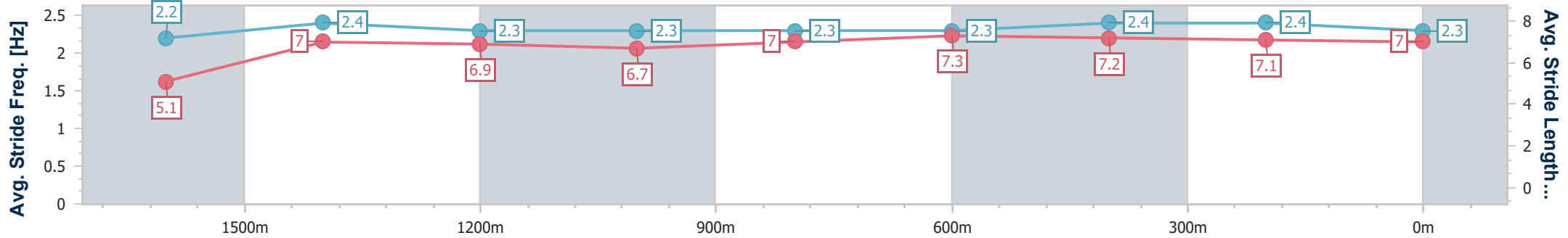
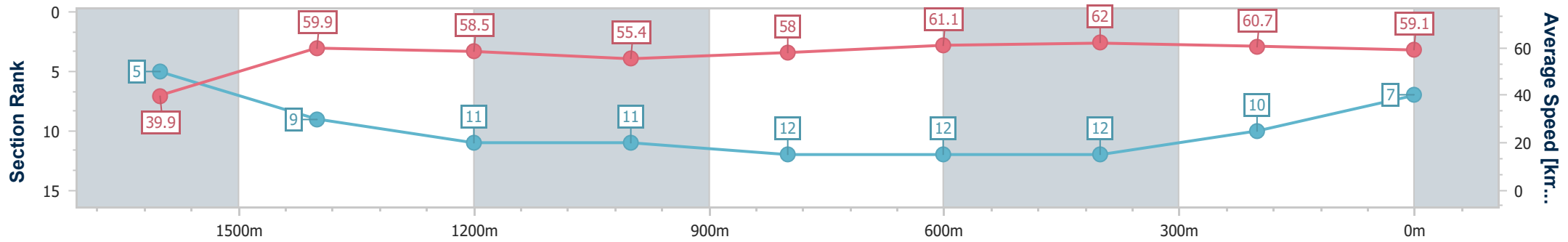
Race 5: IEEC.COM.AU BENCHMARK 58 Handicap - 1700m

18 January 2024 - 16:15



Track Rating: Soft 5, Weather: Overcast, Rail Position: +8m Entire

Section	Overall	1600m	1400m	1200m	1000m	800m	600m	400m	200m
Section Times	1:46.19 [7] (0:09.02)	1:37.17 [5] (0:12.05)	1:25.12 [9] (0:12.34)	1:12.78 [11] (0:13.01)	0:59.77 [11] (0:12.44)	0:47.33 [12] (0:11.74)	0:35.59 [12] (0:11.61)	0:23.98 [12] (0:11.80)	0:12.18 [10] (0:12.18)
Average Speed [km/h]	39.9	59.9	58.5	55.4	58.0	61.1	62.0	60.7	59.1
Top Speed [km/h]	57.9	61.7	59.3	57.5	59.8	62.3	62.9	61.8	60.8
Avg. Dist. to Rail [m]	7.9	1.0	0.4	0.5	0.4	0.5	0.9	1.0	1.9
Avg. Stride Freq. [Hz]	2.2	2.4	2.3	2.3	2.3	2.3	2.4	2.4	2.3
Avg. Stride Length [m]	5.1	7.0	6.9	6.7	7.0	7.3	7.2	7.1	7.0



- [] Ranking at each section and finish
- .-.- No data available at this section
- NA No data available



Horse/Jockey Name	Says Who
Final Rank	8
Fastest Section Time (Section)	0:09.50 (Overall)
Top Speed [km/h] (Section)	62.9 (800m)
Race State	Finished



Ipswich QLD Professional

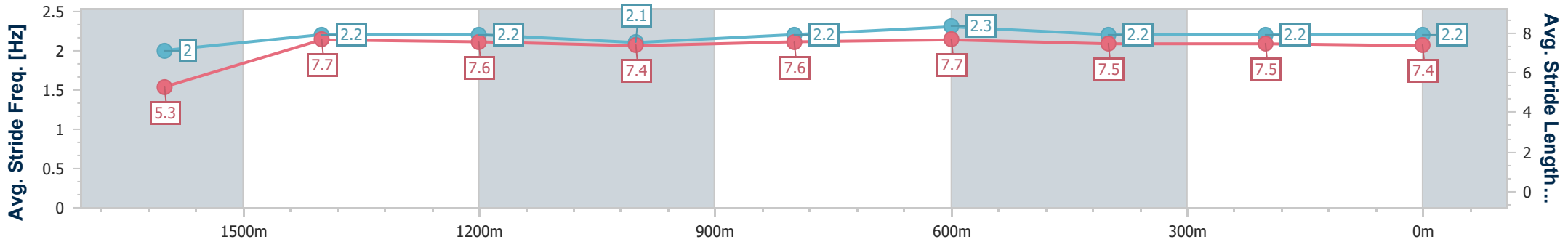
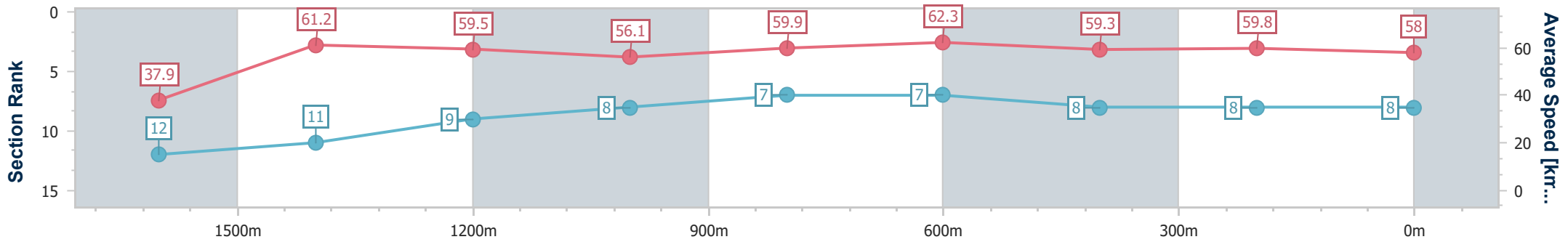
Race 5: IEEC.COM.AU BENCHMARK 58 Handicap - 1700m

18 January 2024 - 16:15



Track Rating: Soft 5, Weather: Overcast, Rail Position: +8m Entire

Section	Overall	1600m	1400m	1200m	1000m	800m	600m	400m	200m
Section Times	1:46.22 [8] (0:09.50)	1:36.72 [12] (0:11.78)	1:24.94 [11] (0:12.08)	1:12.86 [9] (0:12.79)	1:00.07 [8] (0:12.02)	0:48.05 [7] (0:11.50)	0:36.55 [7] (0:12.07)	0:24.48 [8] (0:12.07)	0:12.41 [8] (0:12.41)
Average Speed [km/h]	37.9	61.2	59.5	56.1	59.9	62.3	59.3	59.8	58.0
Top Speed [km/h]	58.9	62.1	61.0	58.1	61.0	62.9	61.5	60.4	59.2
Avg. Dist. to Rail [m]	3.8	0.5	0.5	0.2	0.5	0.9	1.1	1.2	2.8
Avg. Stride Freq. [Hz]	2.0	2.2	2.2	2.1	2.2	2.3	2.2	2.2	2.2
Avg. Stride Length [m]	5.3	7.7	7.6	7.4	7.6	7.7	7.5	7.5	7.4



- [] Ranking at each section and finish
- .-.- No data available at this section
- NA No data available



Horse/Jockey Name	Union Spirit
Final Rank	9
Fastest Section Time (Section)	0:09.39 (Overall)
Top Speed [km/h] (Section)	63.4 (1000m)
Race State	Finished



Ipswich QLD Professional

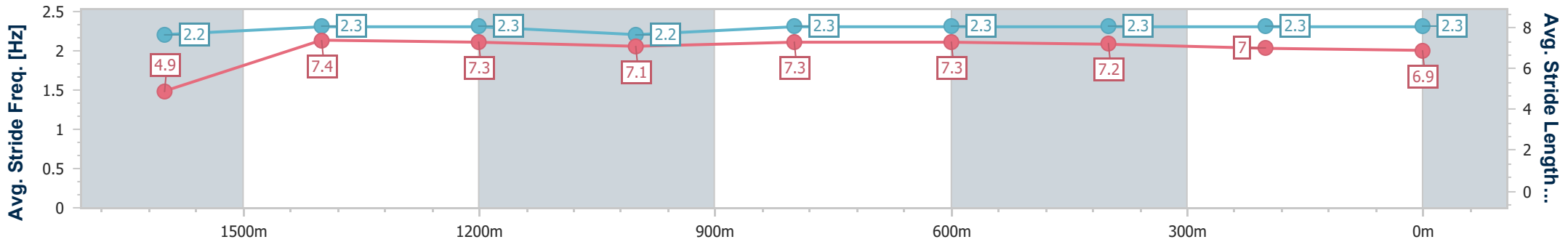
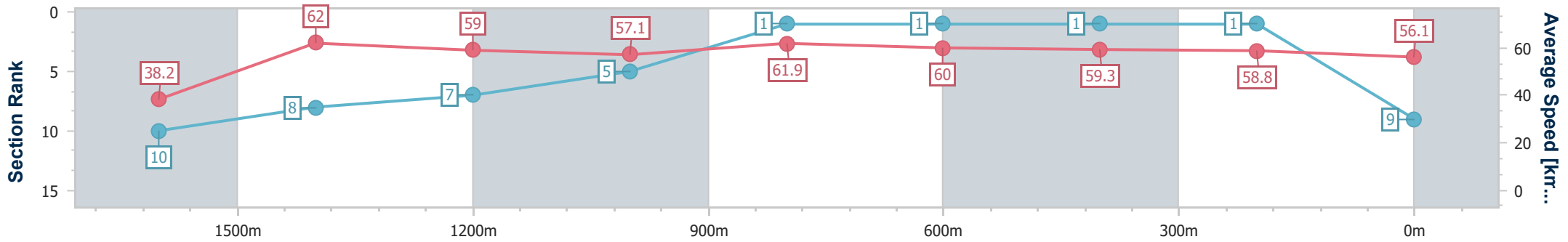
Race 5: IEEC.COM.AU BENCHMARK 58 Handicap - 1700m

18 January 2024 - 16:15



Track Rating: Soft 5, Weather: Overcast, Rail Position: +8m Entire

Section	Overall	1600m	1400m	1200m	1000m	800m	600m	400m	200m
Section Times	1:46.27 [9] (0:09.39)	1:36.88 [10] (0:11.63)	1:25.25 [8] (0:12.06)	1:13.19 [7] (0:12.50)	1:00.69 [5] (0:11.60)	0:49.09 [1] (0:11.94)	0:37.15 [1] (0:12.12)	0:25.03 [1] (0:12.18)	0:12.85 [1] (0:12.85)
Average Speed [km/h]	38.2	62.0	59.0	57.1	61.9	60.0	59.3	58.8	56.1
Top Speed [km/h]	59.9	62.9	60.4	59.7	63.4	60.8	60.0	59.8	59.1
Avg. Dist. to Rail [m]	1.7	1.2	2.5	2.0	0.7	1.3	1.1	0.4	1.2
Avg. Stride Freq. [Hz]	2.2	2.3	2.3	2.2	2.3	2.3	2.3	2.3	2.3
Avg. Stride Length [m]	4.9	7.4	7.3	7.1	7.3	7.3	7.2	7.0	6.9



- [] Ranking at each section and finish
- .-.- No data available at this section
- NA No data available



Horse/Jockey Name	Martini Dancer
Final Rank	10
Fastest Section Time (Section)	0:08.98 (Overall)
Top Speed [km/h] (Section)	63.2 (800m)
Race State	Finished



Ipswich QLD Professional

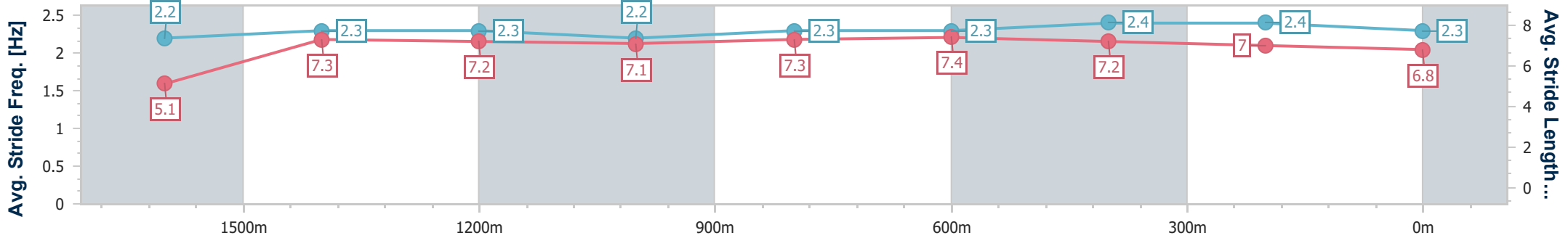
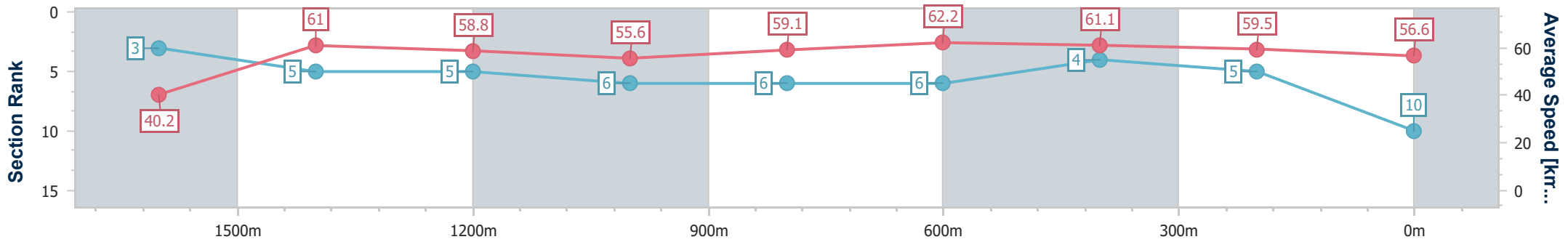
Race 5: IEEC.COM.AU BENCHMARK 58 Handicap - 1700m

18 January 2024 - 16:15



Track Rating: Soft 5, Weather: Overcast, Rail Position: +8m Entire

Section	Overall	1600m	1400m	1200m	1000m	800m	600m	400m	200m
Section Times	1:46.36 [10] (0:08.98)	1:37.38 [3] (0:11.78)	1:25.60 [5] (0:12.20)	1:13.40 [5] (0:12.96)	1:00.44 [6] (0:12.12)	0:48.32 [6] (0:11.59)	0:36.73 [6] (0:11.85)	0:24.88 [4] (0:12.17)	0:12.71 [5] (0:12.71)
Average Speed [km/h]	40.2	61.0	58.8	55.6	59.1	62.2	61.1	59.5	56.6
Top Speed [km/h]	59.6	62.2	60.5	57.1	61.0	63.2	61.9	60.8	59.2
Avg. Dist. to Rail [m]	4.0	0.3	0.7	0.8	0.7	0.3	1.3	2.3	5.0
Avg. Stride Freq. [Hz]	2.2	2.3	2.3	2.2	2.3	2.3	2.4	2.4	2.3
Avg. Stride Length [m]	5.1	7.3	7.2	7.1	7.3	7.4	7.2	7.0	6.8



- [] Ranking at each section and finish
- .-.- No data available at this section
- NA No data available



Horse/Jockey Name	Pagato
Final Rank	11
Fastest Section Time (Section)	0:08.98 (Overall)
Top Speed [km/h] (Section)	65.1 (1600m)
Race State	Finished



Ipswich QLD Professional

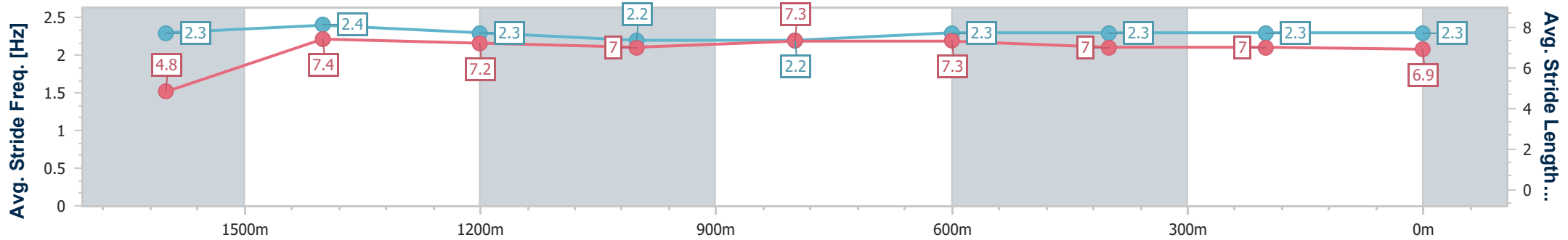
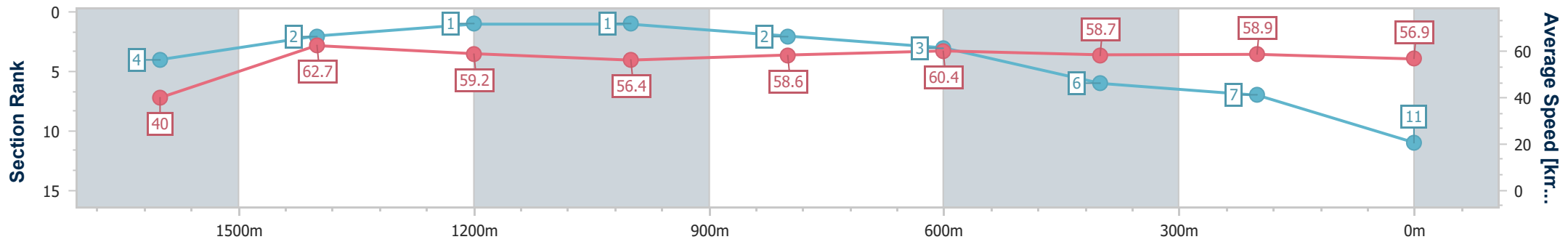
Race 5: IEEC.COM.AU BENCHMARK 58 Handicap - 1700m

18 January 2024 - 16:15



Track Rating: Soft 5, Weather: Overcast, Rail Position: +8m Entire

Section	Overall	1600m	1400m	1200m	1000m	800m	600m	400m	200m
Section Times	1:46.38 [11] (0:08.98)	1:37.40 [4] (0:11.46)	1:25.94 [2] (0:12.05)	1:13.89 [1] (0:12.70)	1:01.19 [1] (0:12.28)	0:48.91 [2] (0:11.89)	0:37.02 [3] (0:12.21)	0:24.81 [6] (0:12.18)	0:12.63 [7] (0:12.63)
Average Speed [km/h]	40.0	62.7	59.2	56.4	58.6	60.4	58.7	58.9	56.9
Top Speed [km/h]	64.0	65.1	61.3	57.1	60.1	61.0	59.8	59.9	58.6
Avg. Dist. to Rail [m]	4.7	1.4	2.2	1.4	0.9	0.7	1.1	1.6	1.3
Avg. Stride Freq. [Hz]	2.3	2.4	2.3	2.2	2.2	2.3	2.3	2.3	2.3
Avg. Stride Length [m]	4.8	7.4	7.2	7.0	7.3	7.3	7.0	7.0	6.9



- [] Ranking at each section and finish
- .-.- No data available at this section
- NA No data available



Horse/Jockey Name	Irrigator
Final Rank	12
Fastest Section Time (Section)	0:09.40 (Overall)
Top Speed [km/h] (Section)	64.3 (1600m)
Race State	Finished



Ipswich QLD Professional

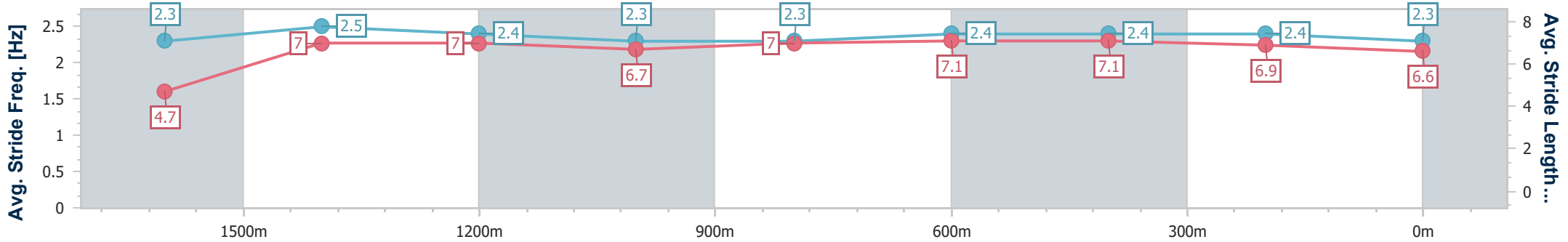
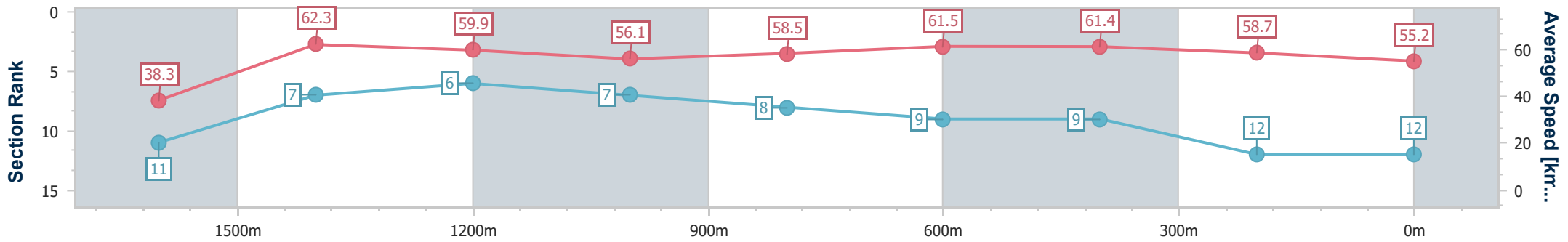
Race 5: IEEC.COM.AU BENCHMARK 58 Handicap - 1700m

18 January 2024 - 16:15



Track Rating: Soft 5, Weather: Overcast, Rail Position: +8m Entire

Section	Overall	1600m	1400m	1200m	1000m	800m	600m	400m	200m
Section Times	1:47.28 [12] (0:09.40)	1:37.88 [11] (0:11.61)	1:26.27 [7] (0:12.05)	1:14.22 [6] (0:12.89)	1:01.33 [7] (0:12.33)	0:49.00 [8] (0:11.76)	0:37.24 [9] (0:11.80)	0:25.44 [9] (0:12.39)	0:13.05 [12] (0:13.05)
Average Speed [km/h]	38.3	62.3	59.9	56.1	58.5	61.5	61.4	58.7	55.2
Top Speed [km/h]	64.3	64.3	62.0	57.9	61.0	63.3	63.4	61.6	57.3
Avg. Dist. to Rail [m]	10.9	3.8	0.8	0.7	1.0	1.0	1.3	3.2	4.8
Avg. Stride Freq. [Hz]	2.3	2.5	2.4	2.3	2.3	2.4	2.4	2.4	2.3
Avg. Stride Length [m]	4.7	7.0	7.0	6.7	7.0	7.1	7.1	6.9	6.6



- [] Ranking at each section and finish
- .-.- No data available at this section
- NA No data available