



Sunshine Coast QLD Professional

Race 4: TAB 100'S & 1000'S 3YO Maiden Plate - 1000m

19 January 2024 - 19:40



Track Rating: Heavy 8, Weather: Fine, Rail Position: True

Section		Overall									Last 600m		
Field Times		0:58.79 (0:13.23)									0:34.91		
		800m			600m			400m			200m		
		0:45.56 (0:10.65)			0:34.91 (0:11.32)			0:23.59 (0:11.41)			0:12.18 (0:12.18)		
Rank	TAB	Horse/Jockey	Barrier	Top Speed [km/h]	Fastest Section	Overall	800m	600m	400m	200m	Margin	Last 600m	Distance Travelled [m]
1	14	SHADOWEN Jim Byrne	11	70.6 800m	0:10.51 800m	0:58.79 [1] (0:13.73)	0:45.06 [9] (0:10.51)	0:34.55 [6] (0:11.24)	0:23.31 [4] (0:11.16)	0:12.15 [2] (0:12.15)	0:58.79	0:34.55	
2	3	SER JOH Robbie Dolan	4	68.1 800m	0:10.85 800m	0:58.84 [2] (0:13.67)	0:45.17 [8] (0:10.85)	0:34.32 [10] (0:11.32)	0:23.00 [10] (0:11.13)	0:11.87 [5] (0:11.87)	0.2L	0:34.32	-1
3	21	DIVINE GEM Nathan Thomas	21	72.0 800m	0:10.44 800m	0:59.03 [3] (0:13.50)	0:45.53 [4] (0:10.44)	0:35.09 [2] (0:11.26)	0:23.83 [1] (0:11.41)	0:12.42 [1] (0:12.42)	1.2L	0:35.09	-1
4	8	HEIRESS Georgina Cartwright	3	69.7 Overall	0:10.69 800m	0:59.15 [4] (0:13.48)	0:45.67 [3] (0:10.69)	0:34.98 [5] (0:11.33)	0:23.65 [5] (0:11.26)	0:12.39 [4] (0:12.39)	1.7L	0:34.98	-6
5	7	BERNICE'S SPIRIT Sean Cormack	7	68.1 800m	0:10.88 800m	0:59.20 [5] (0:13.88)	0:45.32 [12] (0:10.88)	0:34.44 [14] (0:11.21)	0:23.23 [14] (0:11.21)	0:12.02 [9] (0:12.02)	1.9L	0:34.44	-2
6	2	ESJAY Emily Lang	15	70.1 Overall	0:10.63 800m	0:59.23 [6] (0:13.41)	0:45.82 [2] (0:10.63)	0:35.19 [4] (0:11.30)	0:23.89 [3] (0:11.36)	0:12.53 [3] (0:12.53)	2.1L	0:35.19	-1
7	12	FIVE STAR VIXEN Elione Chaves	10	68.2 800m	0:10.81 800m	0:59.30 [7] (0:13.62)	0:45.68 [7] (0:10.81)	0:34.87 [9] (0:11.28)	0:23.59 [8] (0:11.29)	0:12.30 [6] (0:12.30)	2.4L	0:34.87	+0
8	18	MEAT PIE ARTIE Ben Thompson	12	69.8 800m	0:10.65 800m	0:59.51 [8] (0:13.74)	0:45.77 [10] (0:10.65)	0:35.12 [8] (0:11.38)	0:23.74 [9] (0:11.50)	0:12.24 [10] (0:12.24)	3.4L	0:35.12	+1
9	16	CANDY RAIDAR Tiffani Brooker	19	69.4 800m	0:10.68 800m	0:59.75 [9] (0:13.59)	0:46.16 [6] (0:10.68)	0:35.48 [7] (0:11.30)	0:24.18 [7] (0:11.46)	0:12.72 [8] (0:12.72)	4.7L	0:35.48	+2
10	17	WIN AND TONIC James Orman	5	69.6 Overall	0:10.65 800m	0:59.89 [10] (0:13.23)	0:46.66 [1] (0:10.65)	0:36.01 [1] (0:11.41)	0:24.60 [2] (0:11.72)	0:12.88 [7] (0:12.88)	5.5L	0:36.01	+1

Scratched: Ultimate (#4), Pinkus (#5), Arenella (#9), Remlaps Angel (#13), Kelanoa (#19), Littlemisscancan (#20), It'sallsaidandone (#22), Addition (#23)

[] Ranking at each section and finish
 -:-:- No data available at this section
 NA No data available
 SCN Saddle cloth number
 DNF Did not finish
 DNT Did not track



Sunshine Coast QLD Professional
Race 4: TAB 100'S & 1000'S 3YO Maiden Plate - 1000m
19 January 2024 - 19:40



Track Rating: Heavy 8, Weather: Fine, Rail Position: True

Section		Overall	800m	600m	400m	200m	Last 600m					
Field Times		0:58.79 (0:13.23)	0:45.56 (0:10.65)	0:34.91 (0:11.32)	0:23.59 (0:11.41)	0:12.18 (0:12.18)	0:34.91					
Rank	TAB Horse/Jockey	Barrier	Top Speed [km/h]	Fastest Section	Margin					Distance Travelled [m]		
11	1 CAPITAL CEE Ryan Maloney	1	68.7 800m	0:10.54 800m	0:59.91 [11] (0:14.09)	0:45.82 [15] (0:10.54)	0:35.28 [13] (0:11.22)	0:24.06 [11] (0:11.64)	0:12.42 [13] (0:12.42)	5.6L	0:35.28	-9
12	6 FIND MY CALM Mark Du Plessis	20	68.7 800m	0:10.85 800m	0:59.92 [12] (0:13.76)	0:46.16 [11] (0:10.85)	0:35.31 [12] (0:11.34)	0:23.97 [12] (0:11.41)	0:12.56 [12] (0:12.56)	5.7L	0:35.31	+4
13	15 KEYBOARD Jake Bayliss	9	69.1 800m	0:10.81 800m	1:00.01 [13] (0:13.98)	0:46.03 [13] (0:10.81)	0:35.22 [15] (0:11.26)	0:23.96 [15] (0:11.47)	0:12.49 [15] (0:12.49)	6.1L	0:35.22	+3
14	11 SPIKED Samantha Collett	6	69.9 800m	0:10.50 800m	1:00.17 [14] (0:14.07)	0:46.10 [14] (0:10.50)	0:35.60 [11] (0:11.38)	0:24.22 [12] (0:11.57)	0:12.65 [14] (0:12.65)	6.9L	0:35.60	-4
15	10 ISLE ORNSAY Angela Jones	2	70.0 800m	0:10.51 800m	1:00.51 [15] (0:13.52)	0:46.99 [5] (0:10.51)	0:36.48 [3] (0:11.49)	0:24.99 [6] (0:11.83)	0:13.16 [11] (0:13.16)	8.7L	0:36.48	-7
16	24 TRAPEDO Cejay Graham	16	68.0 800m	0:10.86 800m	1:00.56 [16] (0:14.30)	0:46.26 [16] (0:10.86)	0:35.40 [16] (0:11.13)	0:24.27 [16] (0:11.41)	0:12.86 [16] (0:12.86)	8.9L	0:35.40	-7

Scratched: Ultimate (#4), Pinkus (#5), Arenella (#9), Remlaps Angel (#13), Kelanoa (#19), Littlemisscancan (#20), It'sallsaidandone (#22), Addition (#23)

[] Ranking at each section and finish
 -:-:- No data available at this section
 NA No data available

SCN Saddle cloth number
 DNF Did not finish
 DNT Did not track



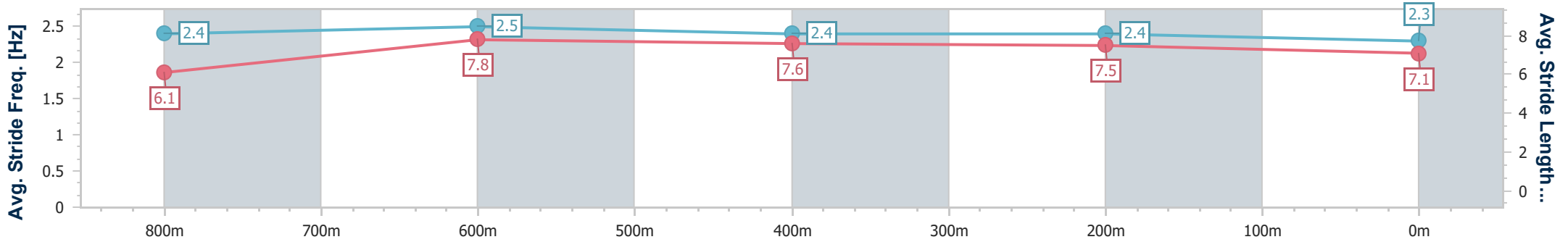
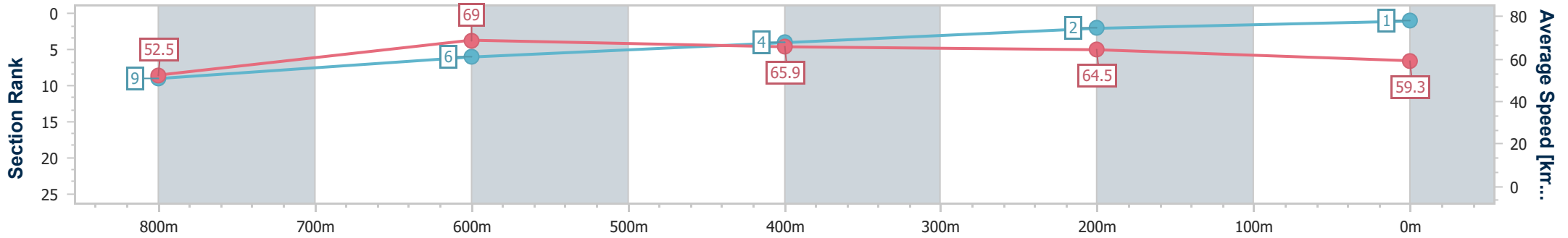
Horse/Jockey Name	Shadowen
Final Rank	1
Fastest Section Time (Section)	0:10.51 (800m)
Top Speed [km/h] (Section)	70.6 (800m)
Race State	Finished



Sunshine Coast QLD Professional
 Race 4: TAB 100'S & 1000'S 3YO Maiden Plate - 1000m
 19 January 2024 - 19:40
 Track Rating: Heavy 8, Weather: Fine, Rail Position: True



Section	Overall	800m	600m	400m	200m
Section Times	0:58.79 [1] (0:13.73)	0:45.06 [9] (0:10.51)	0:34.55 [6] (0:11.24)	0:23.31 [4] (0:11.16)	0:12.15 [2] (0:12.15)
Average Speed [km/h]	52.5	69.0	65.9	64.5	59.3
Top Speed [km/h]	70.4	70.6	69.1	65.7	63.0
Avg. Dist. to Rail [m]	5.7	2.5	4.4	8.7	9.1
Avg. Stride Freq. [Hz]	2.4	2.5	2.4	2.4	2.3
Avg. Stride Length [m]	6.1	7.8	7.6	7.5	7.1



- [] Ranking at each section and finish
- .-.- No data available at this section
- NA No data available



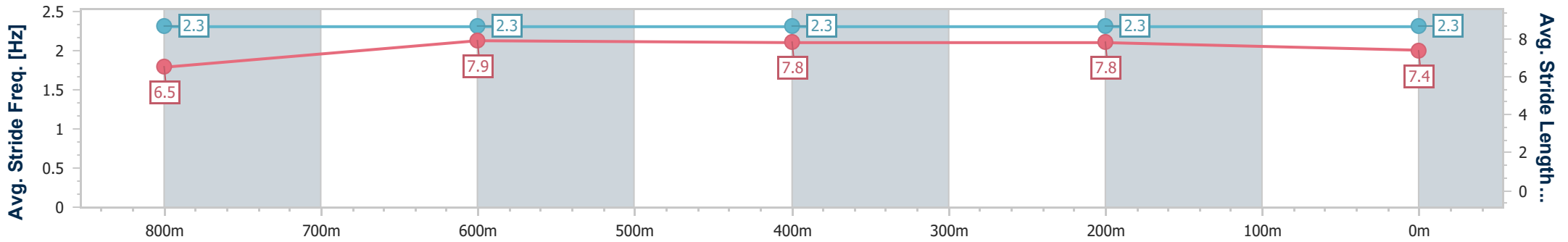
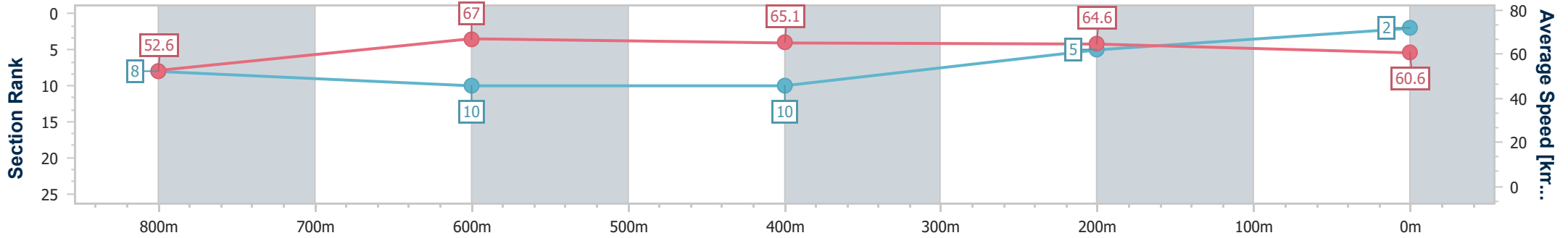
Horse/Jockey Name	Ser Joh
Final Rank	2
Fastest Section Time (Section)	0:10.85 (800m)
Top Speed [km/h] (Section)	68.1 (800m)
Race State	Finished



Sunshine Coast QLD Professional
 Race 4: TAB 100'S & 1000'S 3YO Maiden Plate - 1000m
 19 January 2024 - 19:40
 Track Rating: Heavy 8, Weather: Fine, Rail Position: True



Section	Overall	800m	600m	400m	200m
Section Times	0:58.84 [2] (0:13.67)	0:45.17 [8] (0:10.85)	0:34.32 [10] (0:11.32)	0:23.00 [10] (0:11.13)	0:11.87 [5] (0:11.87)
Average Speed [km/h]	52.6	67.0	65.1	64.6	60.6
Top Speed [km/h]	66.0	68.1	66.3	65.6	64.3
Avg. Dist. to Rail [m]	5.5	3.0	3.7	8.2	11.8
Avg. Stride Freq. [Hz]	2.3	2.3	2.3	2.3	2.3
Avg. Stride Length [m]	6.5	7.9	7.8	7.8	7.4



- [] Ranking at each section and finish
- .-.- No data available at this section
- NA No data available



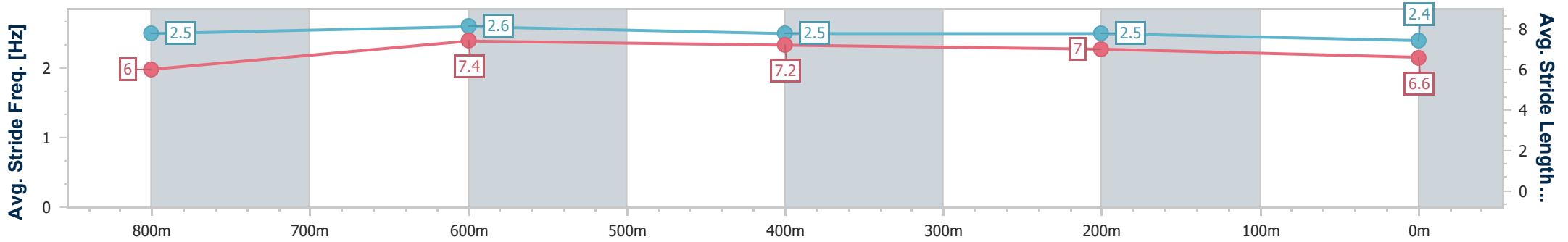
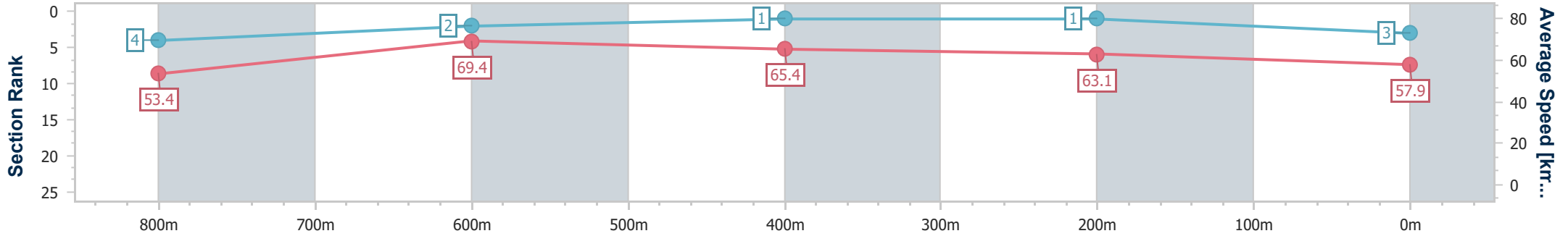
Horse/Jockey Name	Divine Gem
Final Rank	3
Fastest Section Time (Section)	0:10.44 (800m)
Top Speed [km/h] (Section)	72.0 (800m)
Race State	Finished



Sunshine Coast QLD Professional
 Race 4: TAB 100'S & 1000'S 3YO Maiden Plate - 1000m
 19 January 2024 - 19:40
 Track Rating: Heavy 8, Weather: Fine, Rail Position: True



Section	Overall	800m	600m	400m	200m
Section Times	0:59.03 [3] (0:13.50)	0:45.53 [4] (0:10.44)	0:35.09 [2] (0:11.26)	0:23.83 [1] (0:11.41)	0:12.42 [1] (0:12.42)
Average Speed [km/h]	53.4	69.4	65.4	63.1	57.9
Top Speed [km/h]	71.3	72.0	66.7	64.6	61.7
Avg. Dist. to Rail [m]	13.0	3.0	3.7	4.8	5.0
Avg. Stride Freq. [Hz]	2.5	2.6	2.5	2.5	2.4
Avg. Stride Length [m]	6.0	7.4	7.2	7.0	6.6



- [] Ranking at each section and finish
- .-.- No data available at this section
- NA No data available



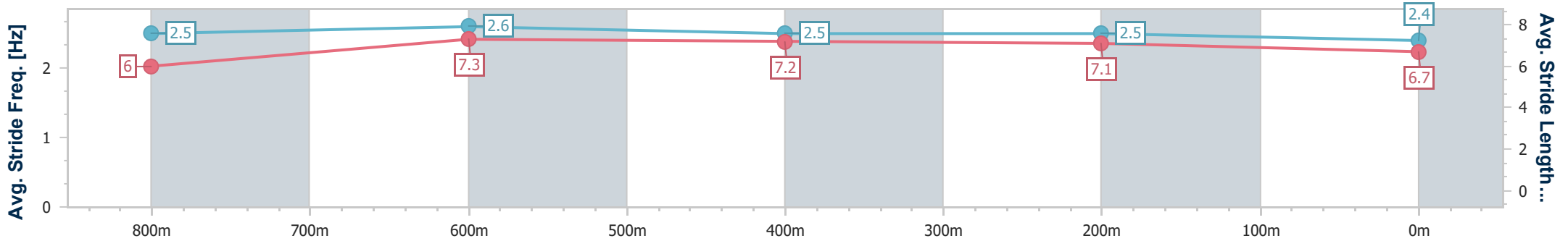
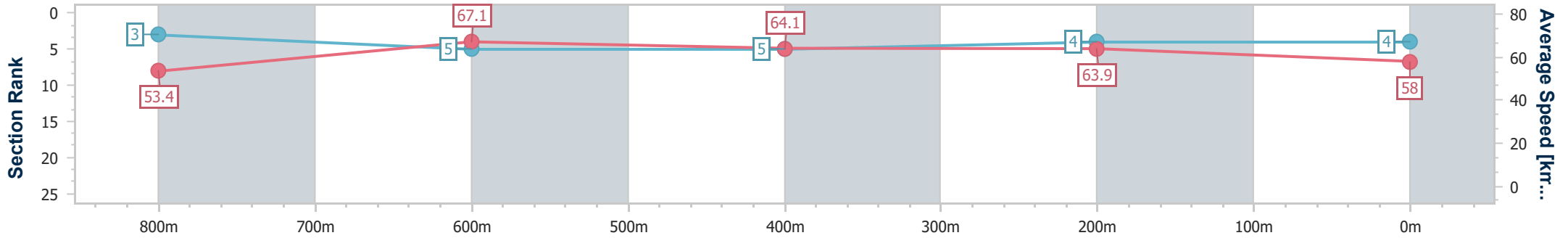
Horse/Jockey Name	Heiress
Final Rank	4
Fastest Section Time (Section)	0:10.69 (800m)
Top Speed [km/h] (Section)	69.7 (Overall)
Race State	Finished



Sunshine Coast QLD Professional
 Race 4: TAB 100'S & 1000'S 3YO Maiden Plate - 1000m
 19 January 2024 - 19:40
 Track Rating: Heavy 8, Weather: Fine, Rail Position: True



Section	Overall	800m	600m	400m	200m
Section Times	0:59.15 [4] (0:13.48)	0:45.67 [3] (0:10.69)	0:34.98 [5] (0:11.33)	0:23.65 [5] (0:11.26)	0:12.39 [4] (0:12.39)
Average Speed [km/h]	53.4	67.1	64.1	63.9	58.0
Top Speed [km/h]	69.7	69.4	66.5	65.7	62.1
Avg. Dist. to Rail [m]	1.3	0.7	1.1	3.6	4.1
Avg. Stride Freq. [Hz]	2.5	2.6	2.5	2.5	2.4
Avg. Stride Length [m]	6.0	7.3	7.2	7.1	6.7



- [] Ranking at each section and finish
- .-.- No data available at this section
- NA No data available



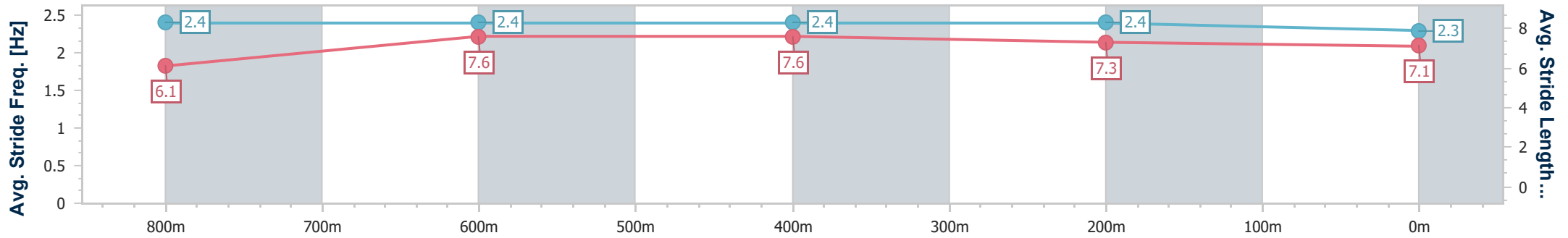
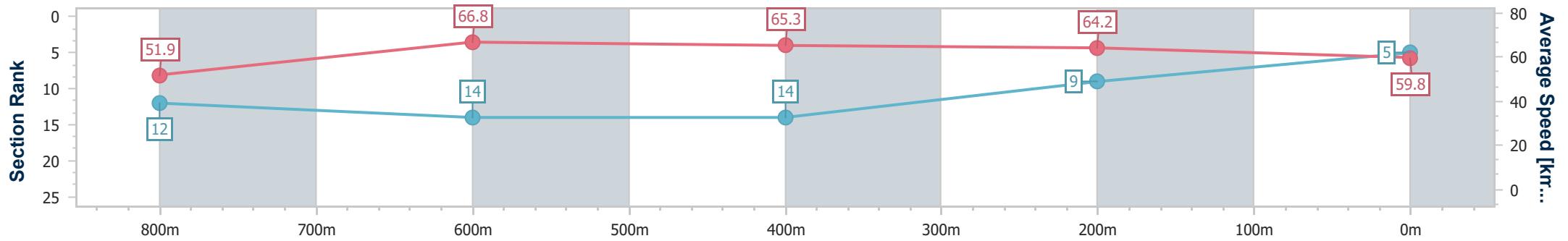
Horse/Jockey Name	Bernice's Spirit
Final Rank	5
Fastest Section Time (Section)	0:10.88 (800m)
Top Speed [km/h] (Section)	68.1 (800m)
Race State	Finished



Sunshine Coast QLD Professional
 Race 4: TAB 100'S & 1000'S 3YO Maiden Plate - 1000m
 19 January 2024 - 19:40
 Track Rating: Heavy 8, Weather: Fine, Rail Position: True



Section	Overall	800m	600m	400m	200m
Section Times	0:59.20 [5] (0:13.88)	0:45.32 [12] (0:10.88)	0:34.44 [14] (0:11.21)	0:23.23 [14] (0:11.21)	0:12.02 [9] (0:12.02)
Average Speed [km/h]	51.9	66.8	65.3	64.2	59.8
Top Speed [km/h]	67.4	68.1	66.7	65.5	63.2
Avg. Dist. to Rail [m]	4.4	2.6	2.7	6.0	6.4
Avg. Stride Freq. [Hz]	2.4	2.4	2.4	2.4	2.3
Avg. Stride Length [m]	6.1	7.6	7.6	7.3	7.1



- [] Ranking at each section and finish
- .-.- No data available at this section
- NA No data available



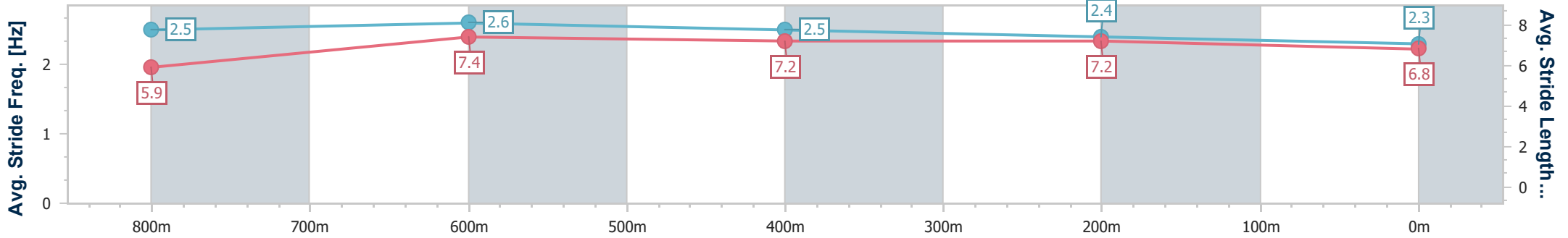
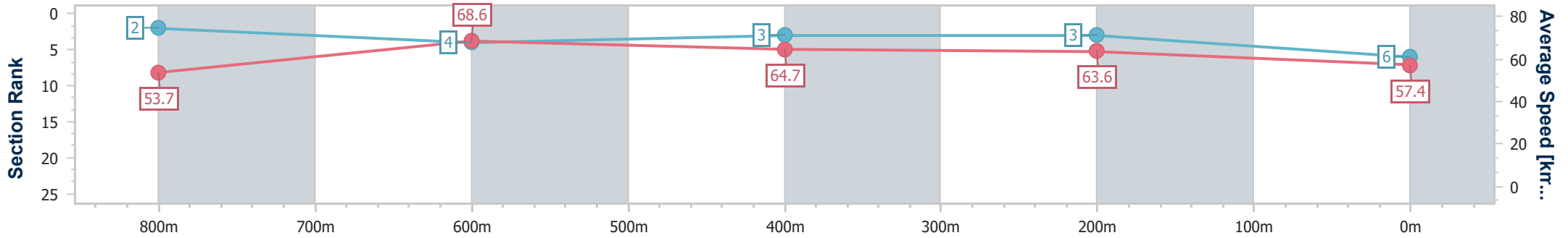
Horse/Jockey Name	Esjay
Final Rank	6
Fastest Section Time (Section)	0:10.63 (800m)
Top Speed [km/h] (Section)	70.1 (Overall)
Race State	Finished



Sunshine Coast QLD Professional
 Race 4: TAB 100'S & 1000'S 3YO Maiden Plate - 1000m
 19 January 2024 - 19:40
 Track Rating: Heavy 8, Weather: Fine, Rail Position: True



Section	Overall	800m	600m	400m	200m
Section Times	0:59.23 [6] (0:13.41)	0:45.82 [2] (0:10.63)	0:35.19 [4] (0:11.30)	0:23.89 [3] (0:11.36)	0:12.53 [3] (0:12.53)
Average Speed [km/h]	53.7	68.6	64.7	63.6	57.4
Top Speed [km/h]	70.1	69.9	66.7	64.6	60.5
Avg. Dist. to Rail [m]	9.5	3.1	3.3	5.0	4.4
Avg. Stride Freq. [Hz]	2.5	2.6	2.5	2.4	2.3
Avg. Stride Length [m]	5.9	7.4	7.2	7.2	6.8



- [] Ranking at each section and finish
- .-.- No data available at this section
- NA No data available



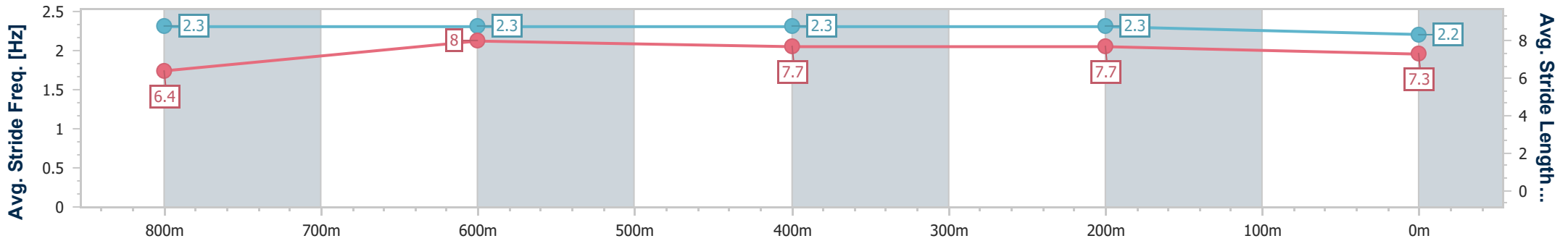
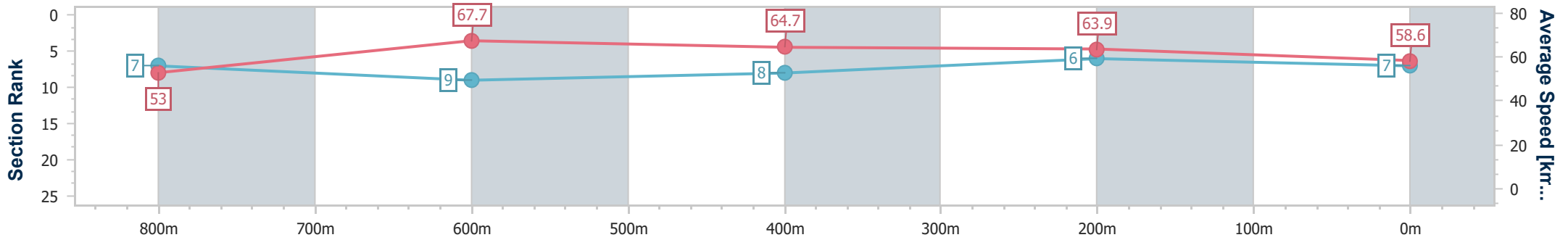
Horse/Jockey Name	Five Star Vixen
Final Rank	7
Fastest Section Time (Section)	0:10.81 (800m)
Top Speed [km/h] (Section)	68.2 (800m)
Race State	Finished



Sunshine Coast QLD Professional
 Race 4: TAB 100'S & 1000'S 3YO Maiden Plate - 1000m
 19 January 2024 - 19:40
 Track Rating: Heavy 8, Weather: Fine, Rail Position: True



Section	Overall	800m	600m	400m	200m
Section Times	0:59.30 [7] (0:13.62)	0:45.68 [7] (0:10.81)	0:34.87 [9] (0:11.28)	0:23.59 [8] (0:11.29)	0:12.30 [6] (0:12.30)
Average Speed [km/h]	53.0	67.7	64.7	63.9	58.6
Top Speed [km/h]	67.5	68.2	67.2	65.5	62.2
Avg. Dist. to Rail [m]	8.8	4.1	3.0	2.5	3.2
Avg. Stride Freq. [Hz]	2.3	2.3	2.3	2.3	2.2
Avg. Stride Length [m]	6.4	8.0	7.7	7.7	7.3



- [] Ranking at each section and finish
- .-.- No data available at this section
- NA No data available



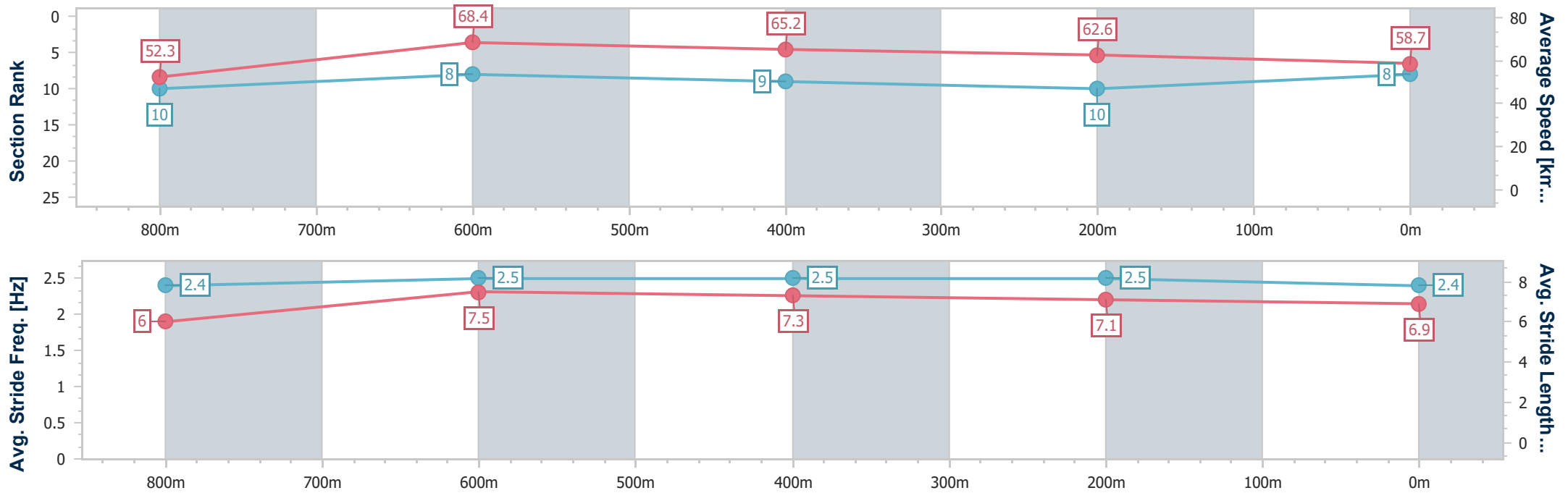
Horse/Jockey Name	Meat Pie Artie
Final Rank	8
Fastest Section Time (Section)	0:10.65 (800m)
Top Speed [km/h] (Section)	69.8 (800m)
Race State	Finished



Sunshine Coast QLD Professional
 Race 4: TAB 100'S & 1000'S 3YO Maiden Plate - 1000m
 19 January 2024 - 19:40
 Track Rating: Heavy 8, Weather: Fine, Rail Position: True



Section	Overall	800m	600m	400m	200m
Section Times	0:59.51 [8] (0:13.74)	0:45.77 [10] (0:10.65)	0:35.12 [8] (0:11.38)	0:23.74 [9] (0:11.50)	0:12.24 [10] (0:12.24)
Average Speed [km/h]	52.3	68.4	65.2	62.6	58.7
Top Speed [km/h]	68.7	69.8	67.2	65.2	62.2
Avg. Dist. to Rail [m]	9.3	4.0	4.5	8.3	9.3
Avg. Stride Freq. [Hz]	2.4	2.5	2.5	2.5	2.4
Avg. Stride Length [m]	6.0	7.5	7.3	7.1	6.9



- [] Ranking at each section and finish
- .-.- No data available at this section
- NA No data available



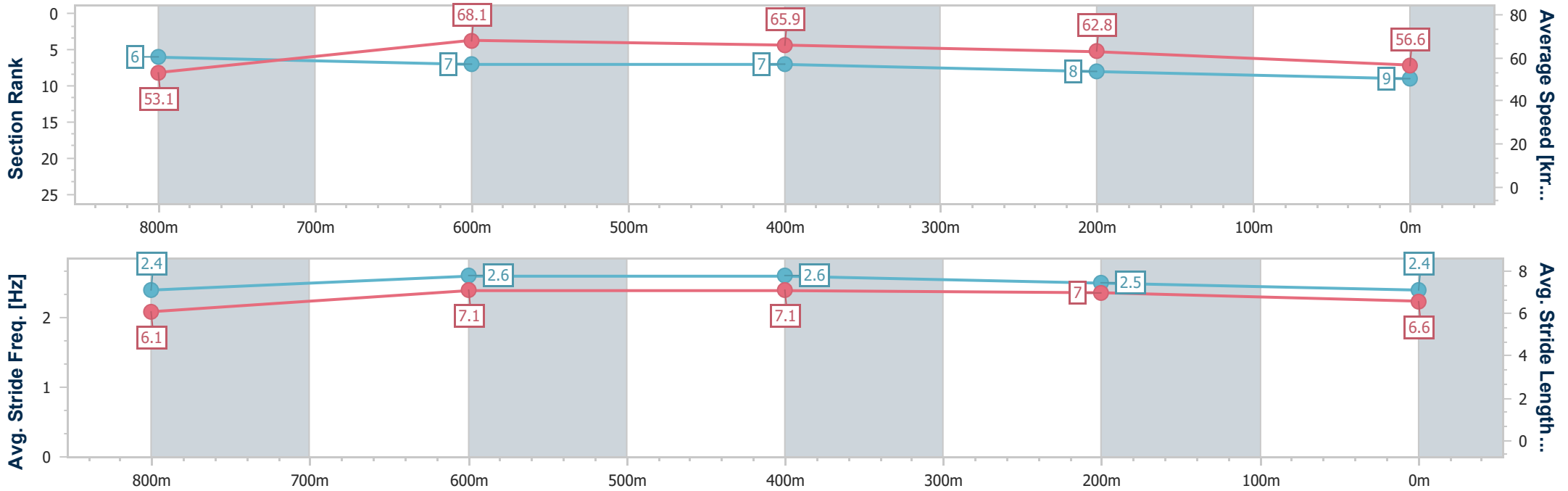
Horse/Jockey Name	Candy Raidar
Final Rank	9
Fastest Section Time (Section)	0:10.68 (800m)
Top Speed [km/h] (Section)	69.4 (800m)
Race State	Finished



Sunshine Coast QLD Professional
 Race 4: TAB 100'S & 1000'S 3YO Maiden Plate - 1000m
 19 January 2024 - 19:40
 Track Rating: Heavy 8, Weather: Fine, Rail Position: True



Section	Overall	800m	600m	400m	200m
Section Times	0:59.75 [9] (0:13.59)	0:46.16 [6] (0:10.68)	0:35.48 [7] (0:11.30)	0:24.18 [7] (0:11.46)	0:12.72 [8] (0:12.72)
Average Speed [km/h]	53.1	68.1	65.9	62.8	56.6
Top Speed [km/h]	69.3	69.4	68.9	64.9	59.7
Avg. Dist. to Rail [m]	11.7	4.5	5.2	10.5	11.1
Avg. Stride Freq. [Hz]	2.4	2.6	2.6	2.5	2.4
Avg. Stride Length [m]	6.1	7.1	7.1	7.0	6.6



- [] Ranking at each section and finish
- :-:- No data available at this section
- NA No data available



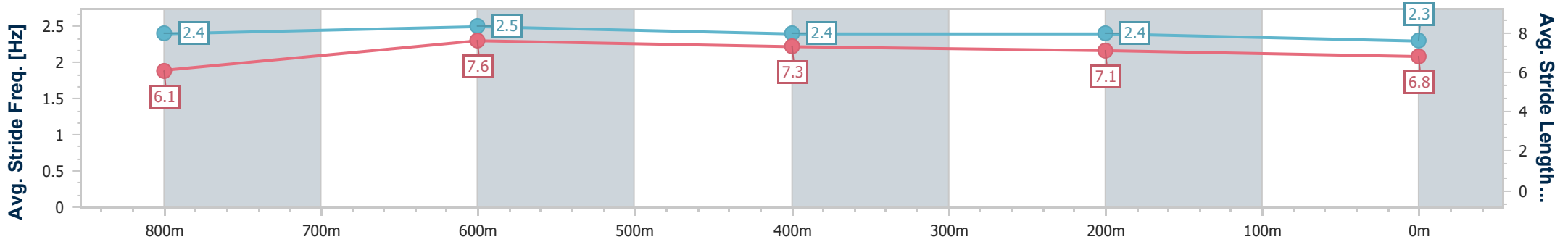
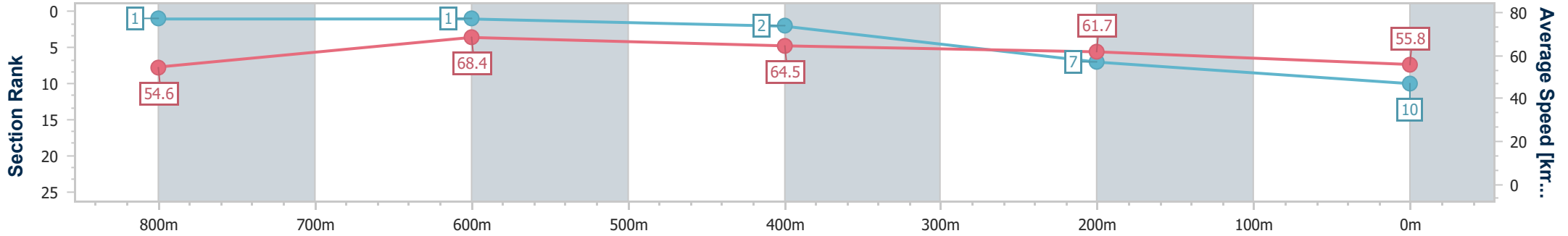
Horse/Jockey Name	Win And Tonic
Final Rank	10
Fastest Section Time (Section)	0:10.65 (800m)
Top Speed [km/h] (Section)	69.6 (Overall)
Race State	Finished



Sunshine Coast QLD Professional
 Race 4: TAB 100'S & 1000'S 3YO Maiden Plate - 1000m
 19 January 2024 - 19:40
 Track Rating: Heavy 8, Weather: Fine, Rail Position: True



Section	Overall	800m	600m	400m	200m
Section Times	0:59.89 [10] (0:13.23)	0:46.66 [1] (0:10.65)	0:36.01 [1] (0:11.41)	0:24.60 [2] (0:11.72)	0:12.88 [7] (0:12.88)
Average Speed [km/h]	54.6	68.4	64.5	61.7	55.8
Top Speed [km/h]	69.6	69.2	66.6	62.5	60.0
Avg. Dist. to Rail [m]	6.0	4.2	3.8	4.0	5.2
Avg. Stride Freq. [Hz]	2.4	2.5	2.4	2.4	2.3
Avg. Stride Length [m]	6.1	7.6	7.3	7.1	6.8



- [] Ranking at each section and finish
- .-.- No data available at this section
- NA No data available



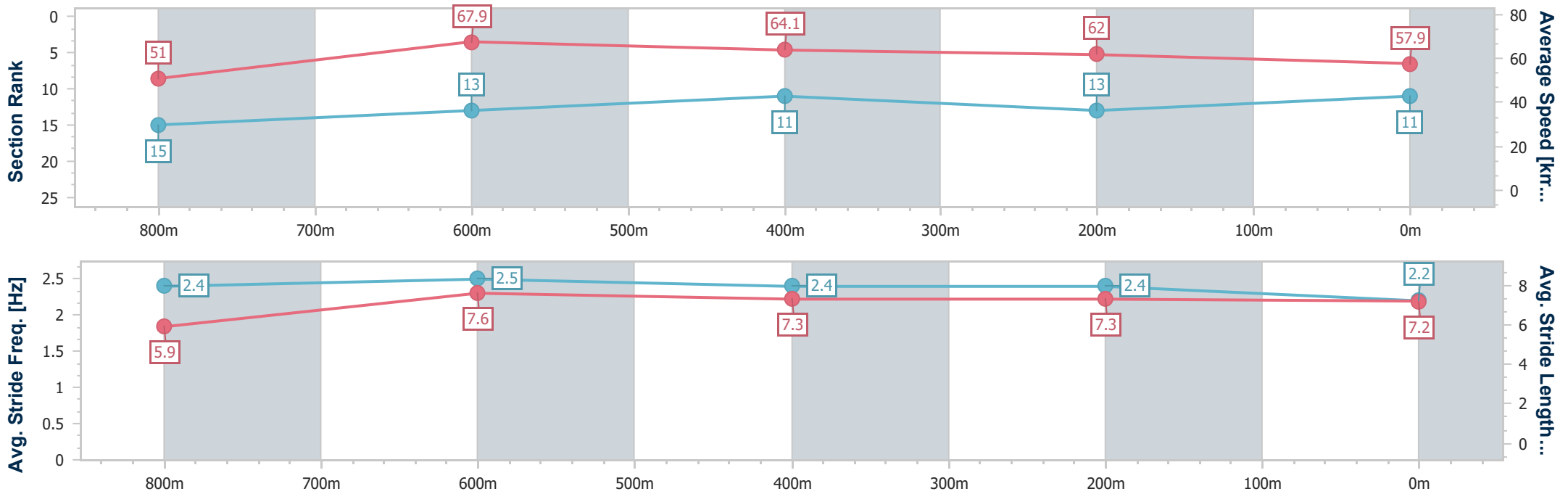
Horse/Jockey Name	Capital Cee
Final Rank	11
Fastest Section Time (Section)	0:10.54 (800m)
Top Speed [km/h] (Section)	68.7 (800m)
Race State	Finished



Sunshine Coast QLD Professional
 Race 4: TAB 100'S & 1000'S 3YO Maiden Plate - 1000m
 19 January 2024 - 19:40
 Track Rating: Heavy 8, Weather: Fine, Rail Position: True



Section	Overall	800m	600m	400m	200m
Section Times	0:59.91 [11] (0:14.09)	0:45.82 [15] (0:10.54)	0:35.28 [13] (0:11.22)	0:24.06 [11] (0:11.64)	0:12.42 [13] (0:12.42)
Average Speed [km/h]	51.0	67.9	64.1	62.0	57.9
Top Speed [km/h]	68.5	68.7	65.5	63.5	61.0
Avg. Dist. to Rail [m]	3.2	1.6	1.0	3.6	5.3
Avg. Stride Freq. [Hz]	2.4	2.5	2.4	2.4	2.2
Avg. Stride Length [m]	5.9	7.6	7.3	7.3	7.2



- [] Ranking at each section and finish
- .-.- No data available at this section
- NA No data available



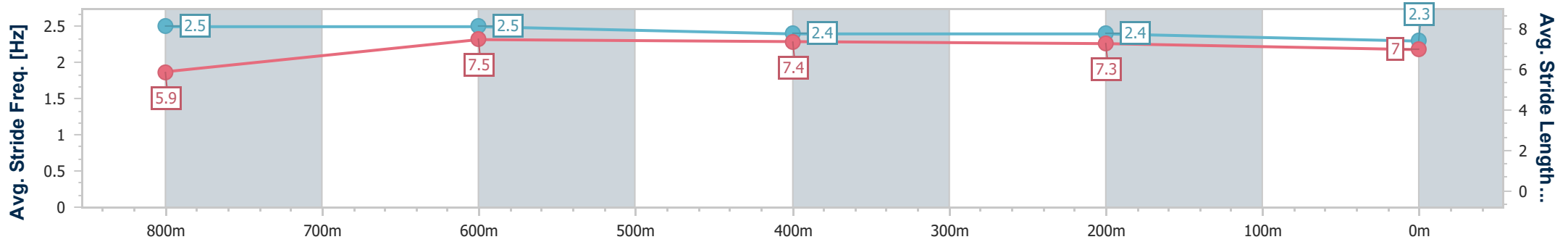
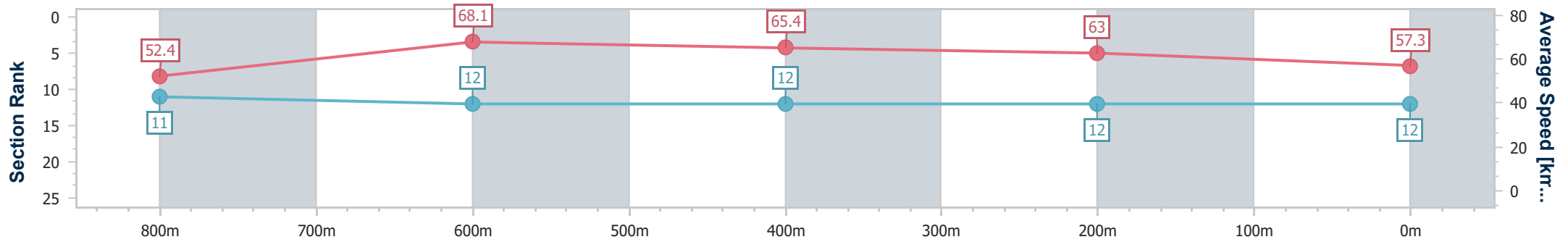
Horse/Jockey Name	Find My Calm
Final Rank	12
Fastest Section Time (Section)	0:10.85 (800m)
Top Speed [km/h] (Section)	68.7 (800m)
Race State	Finished



Sunshine Coast QLD Professional
 Race 4: TAB 100'S & 1000'S 3YO Maiden Plate - 1000m
 19 January 2024 - 19:40
 Track Rating: Heavy 8, Weather: Fine, Rail Position: True



Section	Overall	800m	600m	400m	200m
Section Times	0:59.92 [12] (0:13.76)	0:46.16 [11] (0:10.85)	0:35.31 [12] (0:11.34)	0:23.97 [12] (0:11.41)	0:12.56 [12] (0:12.56)
Average Speed [km/h]	52.4	68.1	65.4	63.0	57.3
Top Speed [km/h]	67.8	68.7	67.3	64.9	61.5
Avg. Dist. to Rail [m]	14.3	7.1	5.6	9.8	12.5
Avg. Stride Freq. [Hz]	2.5	2.5	2.4	2.4	2.3
Avg. Stride Length [m]	5.9	7.5	7.4	7.3	7.0



- [] Ranking at each section and finish
- .-.- No data available at this section
- NA No data available



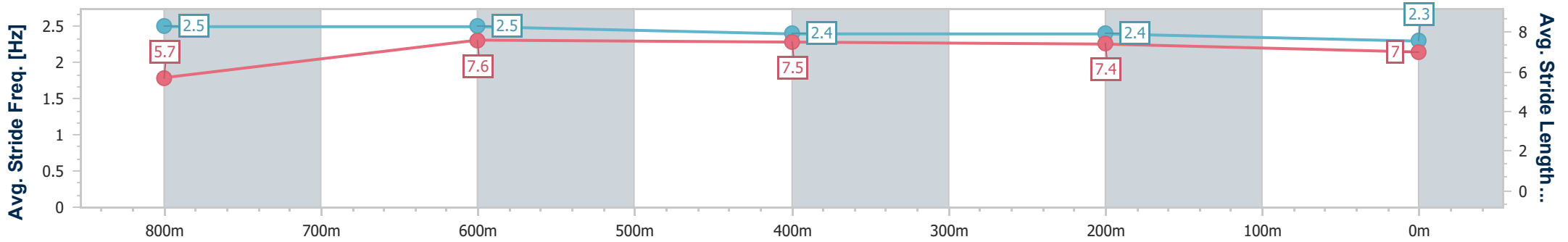
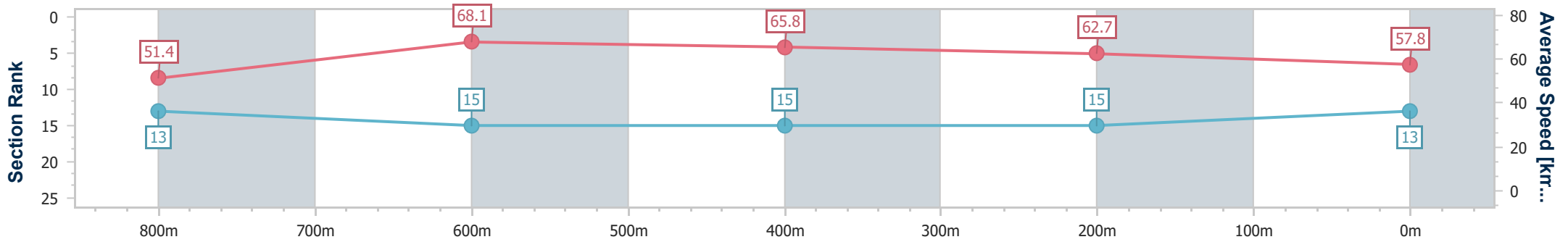
Horse/Jockey Name	Keyboard
Final Rank	13
Fastest Section Time (Section)	0:10.81 (800m)
Top Speed [km/h] (Section)	69.1 (800m)
Race State	Finished



Sunshine Coast QLD Professional
 Race 4: TAB 100'S & 1000'S 3YO Maiden Plate - 1000m
 19 January 2024 - 19:40
 Track Rating: Heavy 8, Weather: Fine, Rail Position: True



Section	Overall	800m	600m	400m	200m
Section Times	1:00.01 [13] (0:13.98)	0:46.03 [13] (0:10.81)	0:35.22 [15] (0:11.26)	0:23.96 [15] (0:11.47)	0:12.49 [15] (0:12.49)
Average Speed [km/h]	51.4	68.1	65.8	62.7	57.8
Top Speed [km/h]	67.6	69.1	68.8	64.5	60.2
Avg. Dist. to Rail [m]	8.7	5.6	5.2	8.7	9.4
Avg. Stride Freq. [Hz]	2.5	2.5	2.4	2.4	2.3
Avg. Stride Length [m]	5.7	7.6	7.5	7.4	7.0



- [] Ranking at each section and finish
- .-.- No data available at this section
- NA No data available



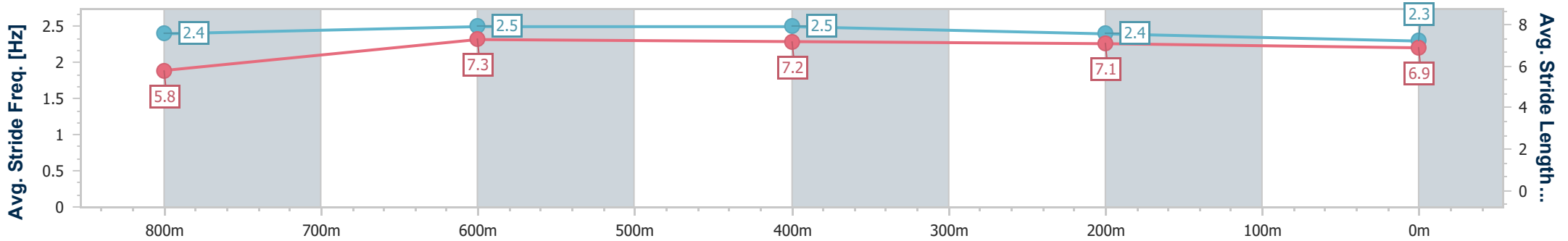
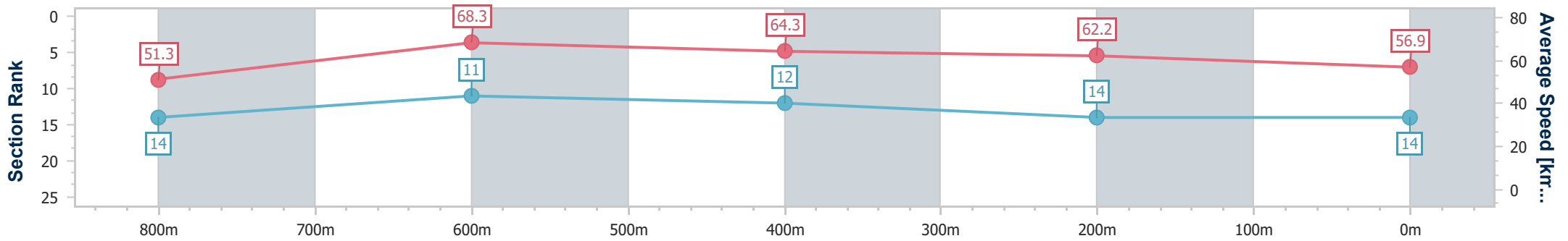
Horse/Jockey Name	Spiked
Final Rank	14
Fastest Section Time (Section)	0:10.50 (800m)
Top Speed [km/h] (Section)	69.9 (800m)
Race State	Finished



Sunshine Coast QLD Professional
 Race 4: TAB 100'S & 1000'S 3YO Maiden Plate - 1000m
 19 January 2024 - 19:40
 Track Rating: Heavy 8, Weather: Fine, Rail Position: True



Section	Overall	800m	600m	400m	200m
Section Times	1:00.17 [14] (0:14.07)	0:46.10 [14] (0:10.50)	0:35.60 [11] (0:11.38)	0:24.22 [12] (0:11.57)	0:12.65 [14] (0:12.65)
Average Speed [km/h]	51.3	68.3	64.3	62.2	56.9
Top Speed [km/h]	69.8	69.9	67.0	63.4	61.0
Avg. Dist. to Rail [m]	2.8	0.7	2.6	6.7	9.4
Avg. Stride Freq. [Hz]	2.4	2.5	2.5	2.4	2.3
Avg. Stride Length [m]	5.8	7.3	7.2	7.1	6.9



- [] Ranking at each section and finish
- .-.- No data available at this section
- NA No data available



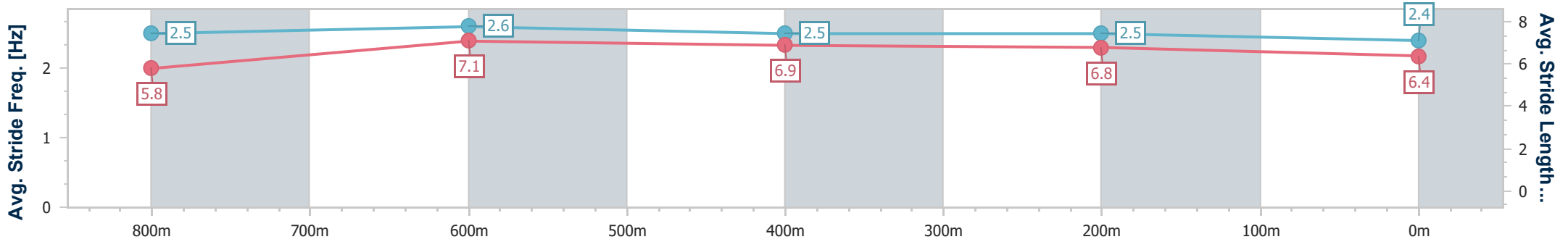
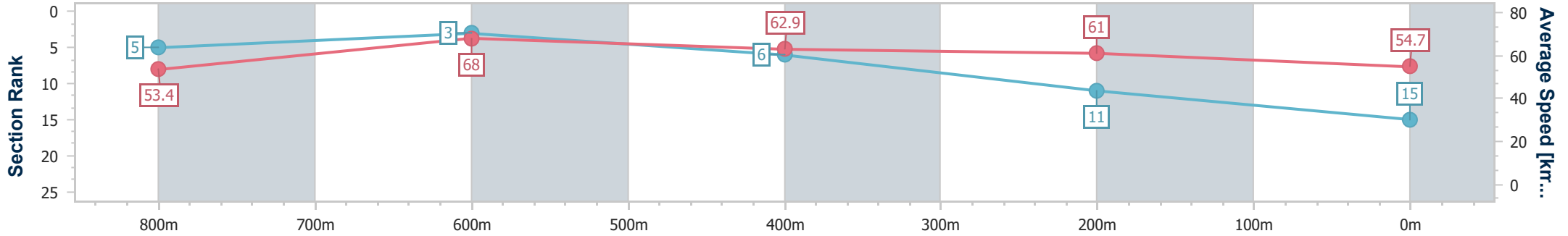
Horse/Jockey Name	Isle Ornsay
Final Rank	15
Fastest Section Time (Section)	0:10.51 (800m)
Top Speed [km/h] (Section)	70.0 (800m)
Race State	Finished



Sunshine Coast QLD Professional
 Race 4: TAB 100'S & 1000'S 3YO Maiden Plate - 1000m
 19 January 2024 - 19:40
 Track Rating: Heavy 8, Weather: Fine, Rail Position: True



Section	Overall	800m	600m	400m	200m
Section Times	1:00.51 [15] (0:13.52)	0:46.99 [5] (0:10.51)	0:36.48 [3] (0:11.49)	0:24.99 [6] (0:11.83)	0:13.16 [11] (0:13.16)
Average Speed [km/h]	53.4	68.0	62.9	61.0	54.7
Top Speed [km/h]	68.8	70.0	64.7	63.4	58.1
Avg. Dist. to Rail [m]	4.1	1.7	1.3	2.1	4.1
Avg. Stride Freq. [Hz]	2.5	2.6	2.5	2.5	2.4
Avg. Stride Length [m]	5.8	7.1	6.9	6.8	6.4



- [] Ranking at each section and finish
- .-.- No data available at this section
- NA No data available



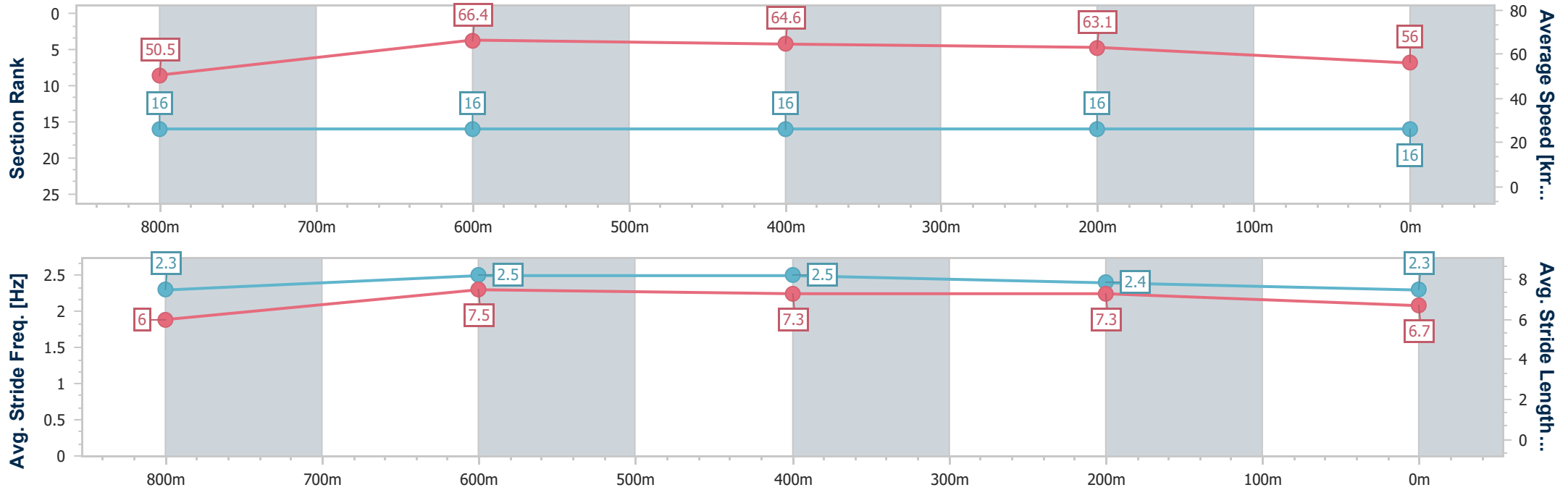
Horse/Jockey Name	Trapedo
Final Rank	16
Fastest Section Time (Section)	0:10.86 (800m)
Top Speed [km/h] (Section)	68.0 (800m)
Race State	Finished



Sunshine Coast QLD Professional
 Race 4: TAB 100'S & 1000'S 3YO Maiden Plate - 1000m
 19 January 2024 - 19:40
 Track Rating: Heavy 8, Weather: Fine, Rail Position: True



Section	Overall	800m	600m	400m	200m
Section Times	1:00.56 [16] (0:14.30)	0:46.26 [16] (0:10.86)	0:35.40 [16] (0:11.13)	0:24.27 [16] (0:11.41)	0:12.86 [16] (0:12.86)
Average Speed [km/h]	50.5	66.4	64.6	63.1	56.0
Top Speed [km/h]	66.8	68.0	66.3	64.1	60.3
Avg. Dist. to Rail [m]	10.2	2.4	0.3	0.3	1.0
Avg. Stride Freq. [Hz]	2.3	2.5	2.5	2.4	2.3
Avg. Stride Length [m]	6.0	7.5	7.3	7.3	6.7



- [] Ranking at each section and finish
- .-.- No data available at this section
- NA No data available