



**Sunshine Coast QLD Professional**  
**Race 7: CONTRACT HYDRAULICS Class 3 Handicap - 1800m**  
**19 January 2024 - 21:10**



Track Rating: Heavy 8, Weather: Fine, Rail Position: True

Section		Overall	1600m	1400m	1200m	1000m	800m	600m	Last 600m				
Field Times		1:51.85 (0:13.70)	1:38.15 (0:11.29)	1:26.86 (0:11.72)	1:15.14 (0:12.02)	1:03.12 (0:12.46)	0:50.66 (0:12.58)	0:38.08 (0:12.95)	0:38.08				
Rank	TAB Horse/Jockey	Barrier	Top Speed [km/h]	Fastest Section									Distance Travelled [m]
1	2 <b>TWICE ON SUNDAY</b> Ben Thompson	6	63.6 1600m	0:11.70 1600m	1:51.85 [1] (0:14.27)	1:37.58 [6] (0:11.70)	1:25.88 [5] (0:11.96)	1:13.92 [5] (0:12.01)	1:01.91 [5] (0:12.35)	0:49.56 [5] (0:12.37)	0:37.19 [5] (0:12.32)	0:37.19	
2	3 <b>TONI TOO</b> Jim Byrne	2	62.9 Overall	0:11.79 1600m	1:51.96 [2] (0:14.25)	1:37.71 [5] (0:11.79)	1:25.92 [6] (0:11.92)	1:14.00 [6] (0:12.08)	1:01.92 [6] (0:12.34)	0:49.58 [6] (0:12.41)	0:37.17 [6] (0:12.25)	0:37.17	-7
3	7 <b>PENDING</b> Robbie Dolan	7	62.8 1600m	0:11.67 1600m	1:52.21 [3] (0:14.77)	1:37.44 [7] (0:11.67)	1:25.77 [7] (0:11.78)	1:13.99 [7] (0:12.04)	1:01.95 [7] (0:12.29)	0:49.66 [7] (0:12.35)	0:37.31 [7] (0:12.39)	0:37.31	-8
4	1 <b>SACRED MISSION</b> Ryan Maloney	5	65.6 Overall	0:11.55 1600m	1:52.71 [4] (0:13.88)	1:38.83 [2] (0:11.55)	1:27.28 [2] (0:11.87)	1:15.41 [2] (0:12.12)	1:03.29 [2] (0:12.42)	0:50.87 [2] (0:12.50)	0:38.37 [2] (0:12.61)	0:38.37	-1
5	8 <b>PROSPETTIVA</b> Samantha Collett	4	65.2 1600m	0:11.39 1600m	1:52.74 [5] (0:14.25)	1:38.49 [4] (0:11.39)	1:27.10 [4] (0:11.83)	1:15.27 [3] (0:12.12)	1:03.15 [3] (0:12.43)	0:50.72 [3] (0:12.53)	0:38.19 [3] (0:12.70)	0:38.19	-4
6	6 <b>WILLNOTQUIT</b> Mark Du Plessis	1	64.7 1600m	0:11.57 1600m	1:52.87 [6] (0:14.03)	1:38.84 [3] (0:11.57)	1:27.27 [3] (0:11.91)	1:15.36 [4] (0:12.12)	1:03.24 [4] (0:12.41)	0:50.83 [4] (0:12.53)	0:38.30 [4] (0:12.64)	0:38.30	-7
7	5 <b>TIGER FOR LIFE</b> Angela Jones	3	65.6 1600m	0:11.29 1600m	1:53.23 [7] (0:13.70)	1:39.53 [1] (0:11.29)	1:28.24 [1] (0:11.72)	1:16.52 [1] (0:12.02)	1:04.50 [1] (0:12.46)	0:52.04 [1] (0:12.58)	0:39.46 [1] (0:12.95)	0:39.46	-9

Scratched: Boston Of Tuffy (#4)

[ ] Ranking at each section and finish  
 -:-:- No data available at this section  
 NA No data available

SCN Saddle cloth number  
 DNF Did not finish  
 DNT Did not track



**Sunshine Coast QLD Professional**  
**Race 7: CONTRACT HYDRAULICS Class 3 Handicap - 1800m**  
**19 January 2024 - 21:10**



Track Rating: Heavy 8, Weather: Fine, Rail Position: True

Section				400m	200m			Last 600m		
Field Times				0:25.13 (0:12.27)	0:12.86 (0:12.86)			0:38.08		
Rank	TAB	Horse/Jockey	Barrier	Top Speed [km/h]	Fastest Section	Margin				Distance Travelled [m]
1	2	<b>TWICE ON SUNDAY</b> Ben Thompson	6	63.6 1600m	0:11.70 1600m	0:24.87 [3] (0:12.01)	0:12.86 [1] (0:12.86)	1:51.85	0:37.19	
2	3	<b>TONI TOO</b> Jim Byrne	2	62.9 Overall	0:11.79 1600m	0:24.92 [4] (0:12.05)	0:12.87 [2] (0:12.87)	0.5L	0:37.17	-7
3	7	<b>PENDING</b> Robbie Dolan	7	62.8 1600m	0:11.67 1600m	0:24.92 [7] (0:11.97)	0:12.95 [4] (0:12.95)	1.8L	0:37.31	-8
4	1	<b>SACRED MISSION</b> Ryan Maloney	5	65.6 Overall	0:11.55 1600m	0:25.76 [2] (0:12.27)	0:13.49 [3] (0:13.49)	4.6L	0:38.37	-1
5	8	<b>PROSPETTIVA</b> Samantha Collett	4	65.2 1600m	0:11.39 1600m	0:25.49 [6] (0:12.45)	0:13.04 [7] (0:13.04)	4.8L	0:38.19	-4
6	6	<b>WILLNOTQUIT</b> Mark Du Plessis	1	64.7 1600m	0:11.57 1600m	0:25.66 [5] (0:12.37)	0:13.29 [6] (0:13.29)	5.3L	0:38.30	-7
7	5	<b>TIGER FOR LIFE</b> Angela Jones	3	65.6 1600m	0:11.29 1600m	0:26.51 [1] (0:12.57)	0:13.94 [5] (0:13.94)	7.3L	0:39.46	-9

Scratched: Boston Of Tuffy (#4)

[ ] Ranking at each section and finish  
 -:-:- No data available at this section  
 NA No data available

SCN Saddle cloth number  
 DNF Did not finish  
 DNT Did not track



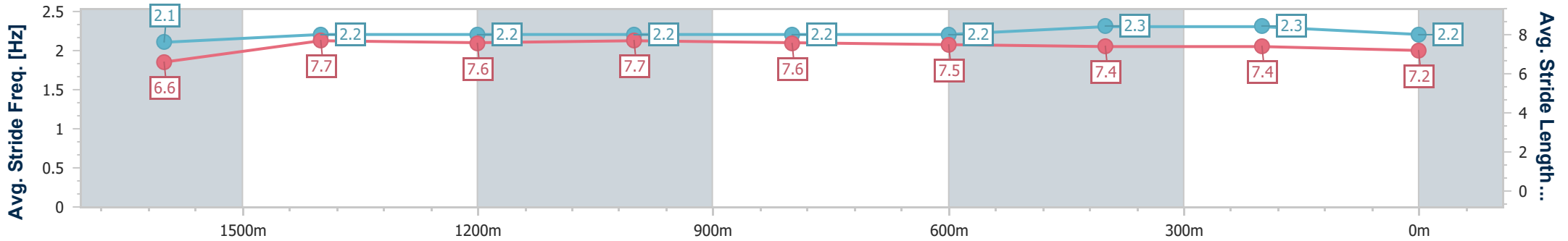
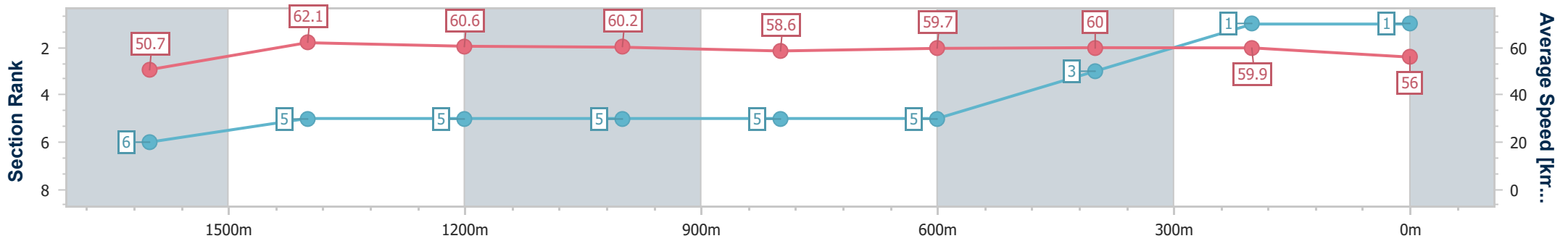
Horse/Jockey Name	Twice On Sunday
Final Rank	1
Fastest Section Time (Section)	0:11.70 (1600m)
Top Speed [km/h] (Section)	63.6 (1600m)
Race State	Finished



Sunshine Coast QLD Professional  
 Race 7: CONTRACT HYDRAULICS Class 3 Handicap - 1800m  
 19 January 2024 - 21:10  
 Track Rating: Heavy 8, Weather: Fine, Rail Position: True



Section	Overall	1600m	1400m	1200m	1000m	800m	600m	400m	200m
Section Times	1:51.85 [1] (0:14.27)	1:37.58 [6] (0:11.70)	1:25.88 [5] (0:11.96)	1:13.92 [5] (0:12.01)	1:01.91 [5] (0:12.35)	0:49.56 [5] (0:12.37)	0:37.19 [5] (0:12.32)	0:24.87 [3] (0:12.01)	0:12.86 [1] (0:12.86)
Average Speed [km/h]	50.7	62.1	60.6	60.2	58.6	59.7	60.0	59.9	56.0
Top Speed [km/h]	62.7	63.6	62.7	61.4	59.6	60.6	60.9	61.3	58.8
Avg. Dist. to Rail [m]	7.8	2.7	3.6	2.9	2.5	4.0	4.8	7.8	8.1
Avg. Stride Freq. [Hz]	2.1	2.2	2.2	2.2	2.2	2.2	2.3	2.3	2.2
Avg. Stride Length [m]	6.6	7.7	7.6	7.7	7.6	7.5	7.4	7.4	7.2



- [ ] Ranking at each section and finish
- .-.- No data available at this section
- NA No data available



Horse/Jockey Name	Toni Too
Final Rank	2
Fastest Section Time (Section)	0:11.79 (1600m)
Top Speed [km/h] (Section)	62.9 (Overall)
Race State	Finished



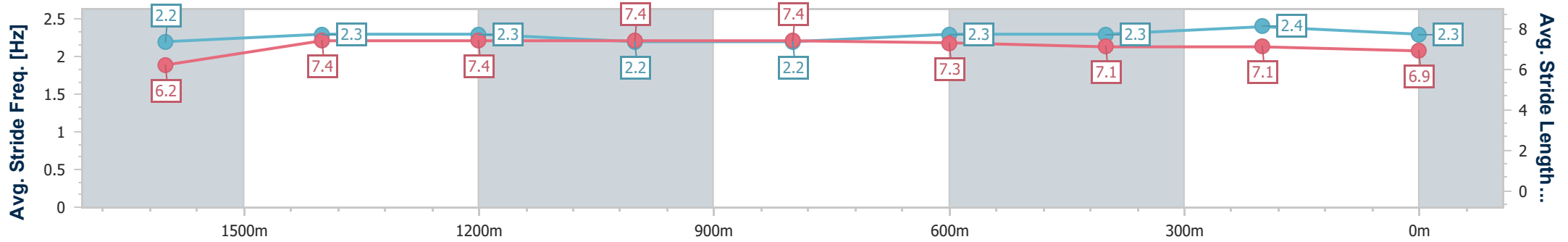
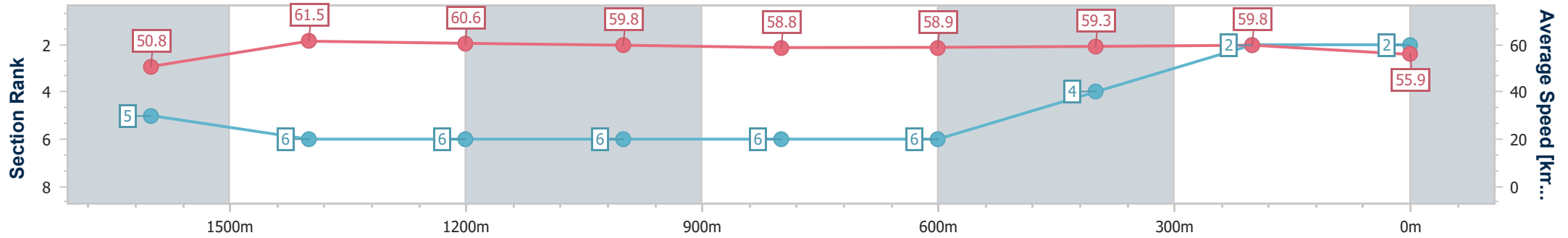
Sunshine Coast QLD Professional  
Race 7: CONTRACT HYDRAULICS Class 3 Handicap - 1800m



19 January 2024 - 21:10

Track Rating: Heavy 8, Weather: Fine, Rail Position: True

Section	Overall	1600m	1400m	1200m	1000m	800m	600m	400m	200m
Section Times	1:51.96 [2] (0:14.25)	1:37.71 [5] (0:11.79)	1:25.92 [6] (0:11.92)	1:14.00 [6] (0:12.08)	1:01.92 [6] (0:12.34)	0:49.58 [6] (0:12.41)	0:37.17 [6] (0:12.25)	0:24.92 [4] (0:12.05)	0:12.87 [2] (0:12.87)
Average Speed [km/h]	50.8	61.5	60.6	59.8	58.8	58.9	59.3	59.8	55.9
Top Speed [km/h]	62.9	62.8	61.6	60.3	59.4	59.2	59.9	60.8	58.4
Avg. Dist. to Rail [m]	4.8	2.2	2.4	2.7	2.8	2.9	1.5	4.8	7.7
Avg. Stride Freq. [Hz]	2.2	2.3	2.3	2.2	2.2	2.3	2.3	2.4	2.3
Avg. Stride Length [m]	6.2	7.4	7.4	7.4	7.4	7.3	7.1	7.1	6.9



- [ ] Ranking at each section and finish
- .-.- No data available at this section
- NA No data available



Horse/Jockey Name	Pending
Final Rank	3
Fastest Section Time (Section)	0:11.67 (1600m)
Top Speed [km/h] (Section)	62.8 (1600m)
Race State	Finished



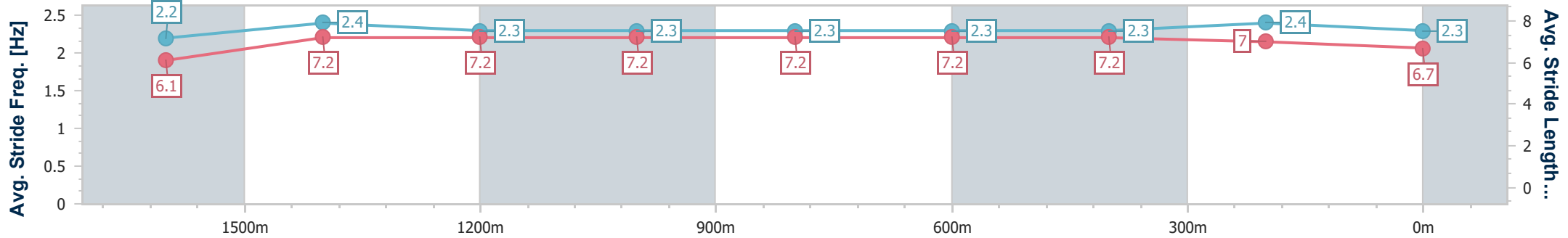
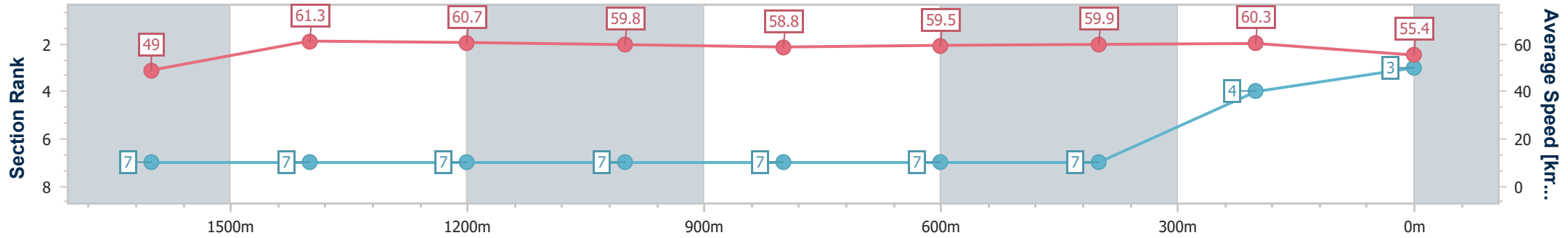
Sunshine Coast QLD Professional  
Race 7: CONTRACT HYDRAULICS Class 3 Handicap - 1800m



19 January 2024 - 21:10

Track Rating: Heavy 8, Weather: Fine, Rail Position: True

Section	Overall	1600m	1400m	1200m	1000m	800m	600m	400m	200m
Section Times	1:52.21 [3] (0:14.77)	1:37.44 [7] (0:11.67)	1:25.77 [7] (0:11.78)	1:13.99 [7] (0:12.04)	1:01.95 [7] (0:12.29)	0:49.66 [7] (0:12.35)	0:37.31 [7] (0:12.39)	0:24.92 [7] (0:11.97)	0:12.95 [4] (0:12.95)
Average Speed [km/h]	49.0	61.3	60.7	59.8	58.8	59.5	59.9	60.3	55.4
Top Speed [km/h]	61.4	62.8	61.4	61.1	60.0	61.2	61.4	60.9	58.7
Avg. Dist. to Rail [m]	7.0	1.6	2.6	0.7	1.2	3.4	5.4	8.5	7.2
Avg. Stride Freq. [Hz]	2.2	2.4	2.3	2.3	2.3	2.3	2.3	2.4	2.3
Avg. Stride Length [m]	6.1	7.2	7.2	7.2	7.2	7.2	7.2	7.0	6.7



- [ ] Ranking at each section and finish
- .-.- No data available at this section
- NA No data available



Horse/Jockey Name	Sacred Mission
Final Rank	4
Fastest Section Time (Section)	0:11.55 (1600m)
Top Speed [km/h] (Section)	65.6 (Overall)
Race State	Finished



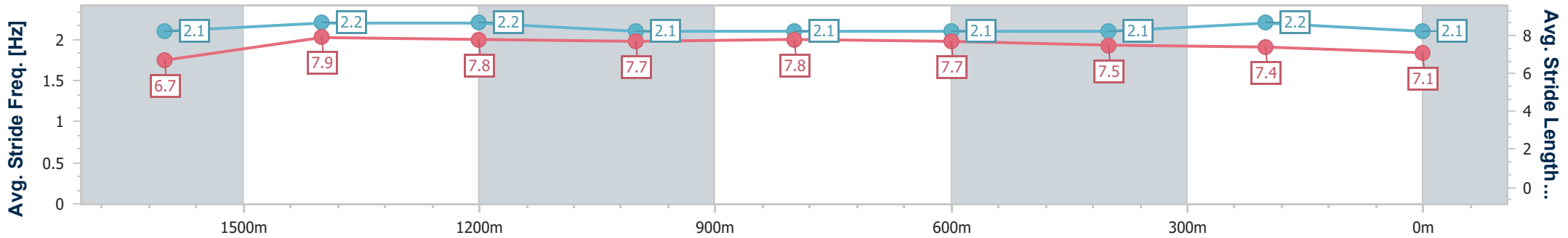
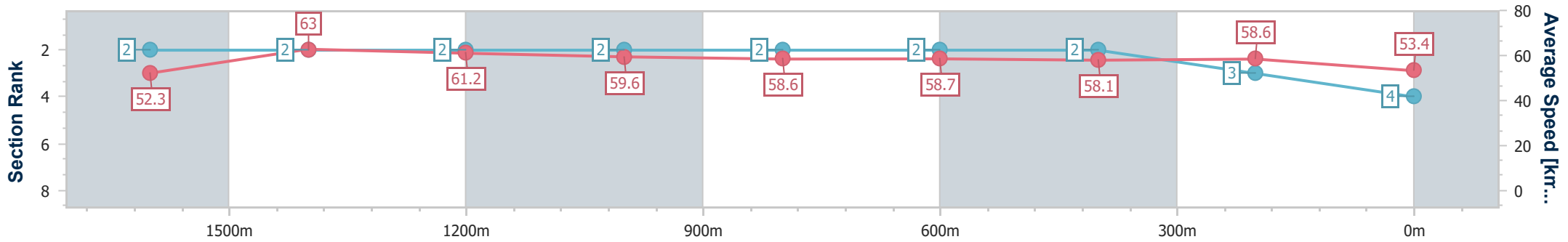
Sunshine Coast QLD Professional  
Race 7: CONTRACT HYDRAULICS Class 3 Handicap - 1800m



19 January 2024 - 21:10

Track Rating: Heavy 8, Weather: Fine, Rail Position: True

Section	Overall	1600m	1400m	1200m	1000m	800m	600m	400m	200m			
Section Times	1:52.71 [4] (0:13.88)	1:38.83 [2] (0:11.55)	1:27.28 [2] (0:11.87)	1:15.41 [2] (0:12.12)	1:03.29 [2] (0:12.42)	0:50.87 [2] (0:12.50)	0:38.37 [2] (0:12.61)	0:25.76 [2] (0:12.27)	0:13.49 [3] (0:13.49)			
Average Speed [km/h]	52.3	63.0	61.2	59.6	58.6	58.7	58.1	58.6	53.4			
Top Speed [km/h]	65.6	63.6	62.3	60.7	58.9	59.0	59.1	60.2	56.6			
Avg. Dist. to Rail [m]	7.7	3.4	3.6	3.8	3.8	3.0	3.0	5.9	8.5			
Avg. Stride Freq. [Hz]	2.1	2.2	2.2	2.1	2.1	2.1	2.1	2.2	2.1			
Avg. Stride Length [m]	6.7	7.9	7.8	7.7	7.8	7.7	7.5	7.4	7.1			



- [ ] Ranking at each section and finish
- .-.- No data available at this section
- NA No data available



Horse/Jockey Name	Prospettiva
Final Rank	5
Fastest Section Time (Section)	0:11.39 (1600m)
Top Speed [km/h] (Section)	65.2 (1600m)
Race State	Finished



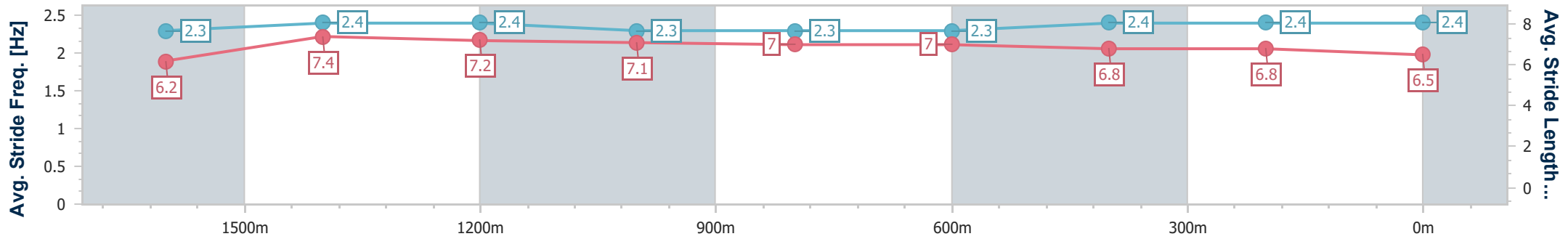
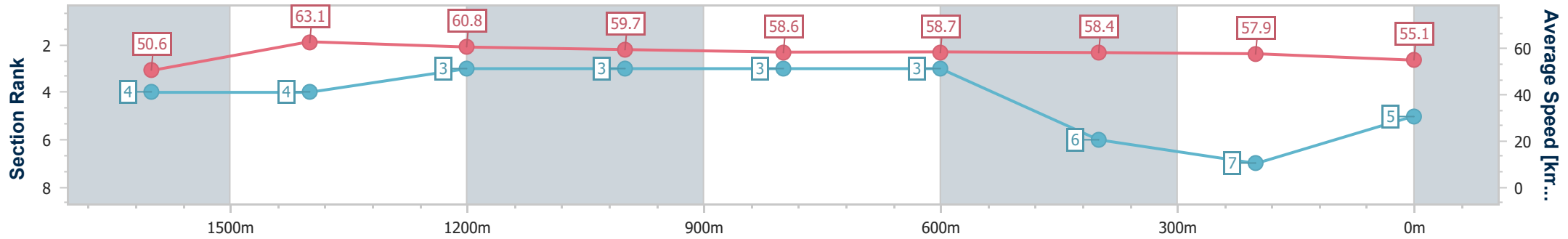
Sunshine Coast QLD Professional  
Race 7: CONTRACT HYDRAULICS Class 3 Handicap - 1800m



19 January 2024 - 21:10

Track Rating: Heavy 8, Weather: Fine, Rail Position: True

Section	Overall	1600m	1400m	1200m	1000m	800m	600m	400m	200m			
Section Times	1:52.74 [5] (0:14.25)	1:38.49 [4] (0:11.39)	1:27.10 [4] (0:11.83)	1:15.27 [3] (0:12.12)	1:03.15 [3] (0:12.43)	0:50.72 [3] (0:12.53)	0:38.19 [3] (0:12.70)	0:25.49 [6] (0:12.45)	0:13.04 [7] (0:13.04)			
Average Speed [km/h]	50.6	63.1	60.8	59.7	58.6	58.7	58.4	57.9	55.1			
Top Speed [km/h]	63.3	65.2	63.1	60.7	60.2	60.1	59.8	59.2	58.9			
Avg. Dist. to Rail [m]	5.0	0.5	0.6	3.3	3.7	4.4	4.6	6.6	8.0			
Avg. Stride Freq. [Hz]	2.3	2.4	2.4	2.3	2.3	2.3	2.4	2.4	2.4			
Avg. Stride Length [m]	6.2	7.4	7.2	7.1	7.0	7.0	6.8	6.8	6.5			



- [ ] Ranking at each section and finish
- .-.- No data available at this section
- NA No data available



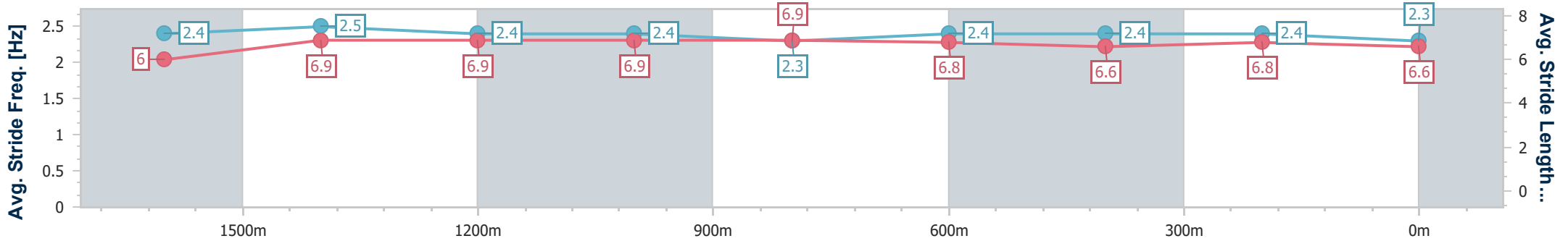
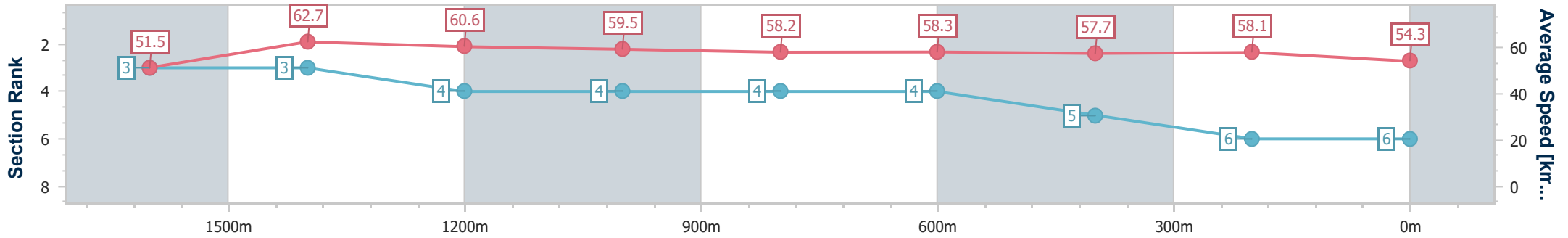
Horse/Jockey Name	Willnotquit
Final Rank	6
Fastest Section Time (Section)	0:11.57 (1600m)
Top Speed [km/h] (Section)	64.7 (1600m)
Race State	Finished



Sunshine Coast QLD Professional  
 Race 7: CONTRACT HYDRAULICS Class 3 Handicap - 1800m  
 19 January 2024 - 21:10  
 Track Rating: Heavy 8, Weather: Fine, Rail Position: True



Section	Overall	1600m	1400m	1200m	1000m	800m	600m	400m	200m
Section Times	1:52.87 [6] (0:14.03)	1:38.84 [3] (0:11.57)	1:27.27 [3] (0:11.91)	1:15.36 [4] (0:12.12)	1:03.24 [4] (0:12.41)	0:50.83 [4] (0:12.53)	0:38.30 [4] (0:12.64)	0:25.66 [5] (0:12.37)	0:13.29 [6] (0:13.29)
Average Speed [km/h]	51.5	62.7	60.6	59.5	58.2	58.3	57.7	58.1	54.3
Top Speed [km/h]	61.2	64.7	62.6	61.1	58.6	59.6	59.8	59.8	56.6
Avg. Dist. to Rail [m]	3.9	1.7	1.8	2.6	2.9	1.9	2.2	4.8	5.1
Avg. Stride Freq. [Hz]	2.4	2.5	2.4	2.4	2.3	2.4	2.4	2.4	2.3
Avg. Stride Length [m]	6.0	6.9	6.9	6.9	6.9	6.8	6.6	6.8	6.6



- [ ] Ranking at each section and finish
- .-.- No data available at this section
- NA No data available





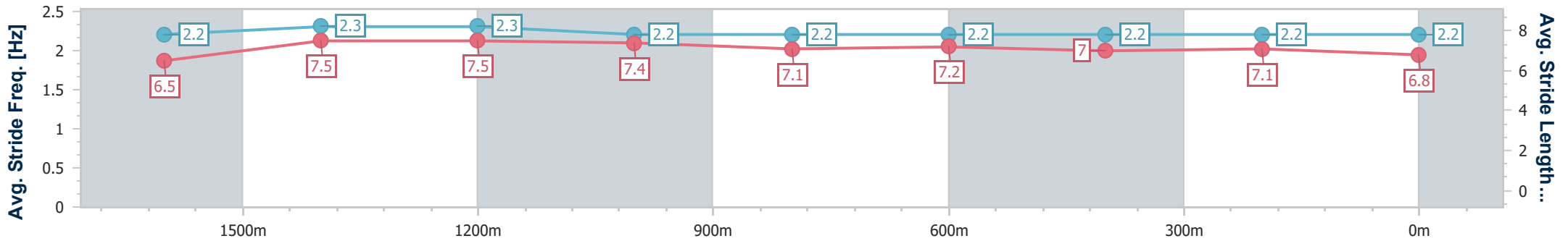
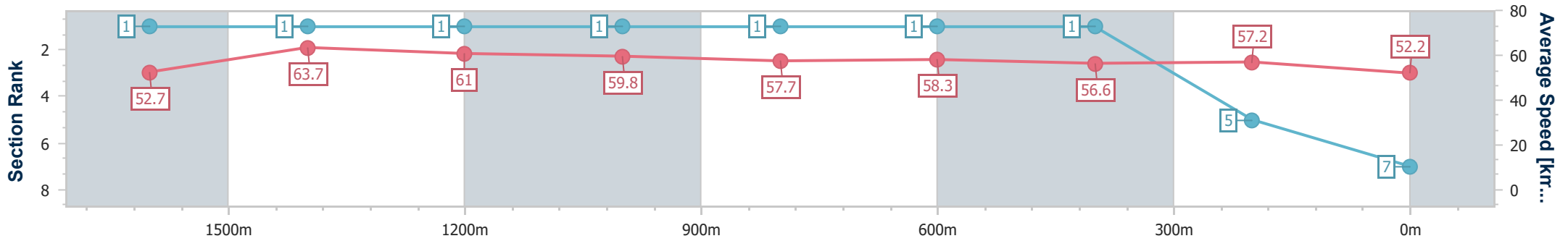
Horse/Jockey Name	Tiger For Life
Final Rank	7
Fastest Section Time (Section)	0:11.29 (1600m)
Top Speed [km/h] (Section)	65.6 (1600m)
Race State	Finished



Sunshine Coast QLD Professional  
 Race 7: CONTRACT HYDRAULICS Class 3 Handicap - 1800m  
 19 January 2024 - 21:10  
 Track Rating: Heavy 8, Weather: Fine, Rail Position: True



Section	Overall	1600m	1400m	1200m	1000m	800m	600m	400m	200m
Section Times	1:53.23 [7] (0:13.70)	1:39.53 [1] (0:11.29)	1:28.24 [1] (0:11.72)	1:16.52 [1] (0:12.02)	1:04.50 [1] (0:12.46)	0:52.04 [1] (0:12.58)	0:39.46 [1] (0:12.95)	0:26.51 [1] (0:12.57)	0:13.94 [5] (0:13.94)
Average Speed [km/h]	52.7	63.7	61.0	59.8	57.7	58.3	56.6	57.2	52.2
Top Speed [km/h]	64.1	65.6	61.9	61.1	59.2	59.0	57.6	58.3	55.2
Avg. Dist. to Rail [m]	5.8	0.4	2.9	0.8	1.6	2.4	3.4	3.9	4.8
Avg. Stride Freq. [Hz]	2.2	2.3	2.3	2.2	2.2	2.2	2.2	2.2	2.2
Avg. Stride Length [m]	6.5	7.5	7.5	7.4	7.1	7.2	7.0	7.1	6.8



- [ ] Ranking at each section and finish
- .-.- No data available at this section
- NA No data available