



Eagle Farm QLD Professional

Race 1: RACECOURSE VILLAGE QTIS Two-Year-Old Handicap - 1200m

20 January 2024 - 12:15



BRISBANE
RACING CLUB

Track Rating: Soft 5, Weather: Overcast, Rail Position: +1m Entire

Section		Overall	1000m	800m	600m	400m	200m	Last 600m					
Field Times		1:12.87 (0:13.47)	0:59.40 (0:11.80)	0:47.60 (0:12.09)	0:35.51 (0:11.71)	0:23.80 (0:11.40)	0:12.40 (0:12.40)	0:35.51					
Rank	TAB Horse/Jockey	Barrier	Top Speed [km/h]	Fastest Section	Margin							Distance Travelled [m]	
1	1 COMMANDING ARTIST James Orman	5	65.1 600m	0:11.30 400m	1:12.87 [1] (0:13.85)	0:59.02 [3] (0:11.83)	0:47.19 [3] (0:12.23)	0:34.96 [5] (0:11.62)	0:23.34 [3] (0:11.30)	0:12.04 [3] (0:12.04)	1:12.87	0:34.96	
2	7 DREAM SMART Robbie Dolan	8	66.4 Overall	0:11.26 400m	1:12.93 [2] (0:13.57)	0:59.36 [2] (0:11.80)	0:47.56 [2] (0:12.22)	0:35.34 [2] (0:11.62)	0:23.72 [2] (0:11.26)	0:12.46 [1] (0:12.46)	0.37L	0:35.34	+5
3	2 ENTERPRISE DEFENCE Jasper Franklin	4	64.7 Overall	0:11.53 400m	1:13.39 [3] (0:14.16)	0:59.23 [5] (0:11.80)	0:47.43 [5] (0:12.03)	0:35.40 [6] (0:11.70)	0:23.70 [5] (0:11.53)	0:12.17 [4] (0:12.17)	3.04L	0:35.40	-4
4	4 MISHANI CROWN Samantha Collett	7	66.5 Overall	0:11.67 400m	1:13.95 [4] (0:13.47)	1:00.48 [1] (0:11.80)	0:48.68 [1] (0:12.09)	0:36.59 [1] (0:11.71)	0:24.88 [1] (0:11.67)	0:13.21 [2] (0:13.21)	6.37L	0:36.59	-5
5	8 MISHANI UNLAWFUL Luke Tarrant	2	64.6 1000m	0:11.60 1000m	1:14.46 [5] (0:14.46)	1:00.00 [6] (0:11.60)	0:48.40 [6] (0:11.82)	0:36.58 [3] (0:11.86)	0:24.72 [6] (0:11.76)	0:12.96 [5] (0:12.96)	9.37L	0:36.58	+0
6	3 MINGARDOS Michael Cahill	1	64.2 1000m	0:11.51 1000m	1:15.55 [6] (0:14.72)	1:00.83 [7] (0:11.51)	0:49.32 [7] (0:12.04)	0:37.28 [7] (0:12.10)	0:25.18 [7] (0:12.10)	0:13.08 [7] (0:13.08)	15.8L	0:37.28	-3
7	6 THAT'S INTERESTING Justin Stanley	6	64.2 Overall	0:11.79 600m	1:15.63 [7] (0:13.86)	1:01.77 [4] (0:11.87)	0:49.90 [4] (0:12.15)	0:37.75 [3] (0:11.79)	0:25.96 [4] (0:12.18)	0:13.78 [6] (0:13.78)	16.26L	0:37.75	+0

Scratched: Elegant Artist (#5)



Horse/Jockey Name	Commanding Artist
Final Rank	1
Fastest Section Time (Section)	0:11.30 (400m)
Top Speed [km/h] (Section)	65.1 (600m)
Race State	Finished



Eagle Farm QLD Professional
Race 1: RACECOURSE VILLAGE QTIS Two-Year-Old Handicap
- 1200m

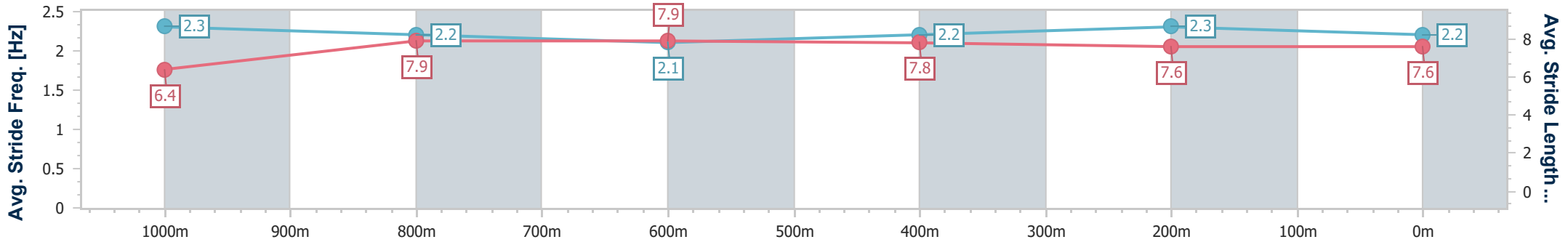
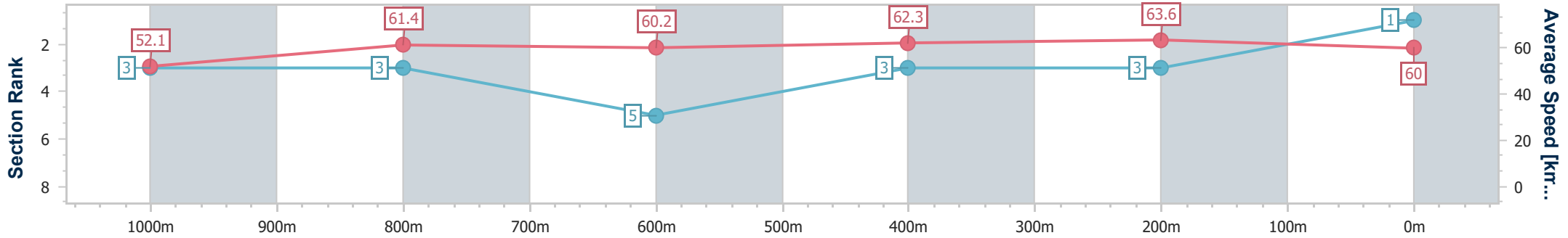


20 January 2024 - 12:15

BRISBANE
RACING CLUB

Track Rating: Soft 5, Weather: Overcast, Rail Position: +1m Entire

Section	Overall	1000m	800m	600m	400m	200m
Section Times	1:12.87 [1] (0:13.85)	0:59.02 [3] (0:11.83)	0:47.19 [3] (0:12.23)	0:34.96 [5] (0:11.62)	0:23.34 [3] (0:11.30)	0:12.04 [3] (0:12.04)
Average Speed [km/h]	52.1	61.4	60.2	62.3	63.6	60.0
Top Speed [km/h]	63.8	63.3	61.5	65.1	64.2	62.3
Avg. Dist. to Rail [m]	2.8	2.6	4.1	2.0	2.7	3.7
Avg. Stride Freq. [Hz]	2.3	2.2	2.1	2.2	2.3	2.2
Avg. Stride Length [m]	6.4	7.9	7.9	7.8	7.6	7.6



- [] Ranking at each section and finish
- .-.- No data available at this section
- NA No data available



Horse/Jockey Name	Dream Smart
Final Rank	2
Fastest Section Time (Section)	0:11.26 (400m)
Top Speed [km/h] (Section)	66.4 (Overall)
Race State	Finished



Eagle Farm QLD Professional
Race 1: RACECOURSE VILLAGE QTIS Two-Year-Old Handicap
- 1200m

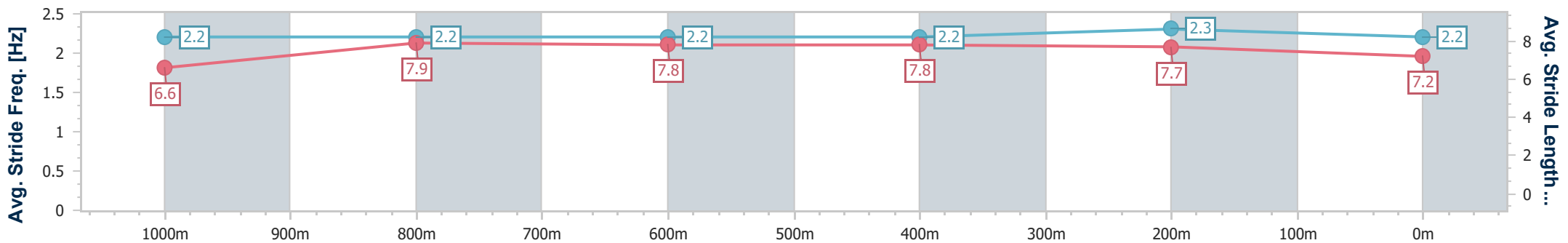
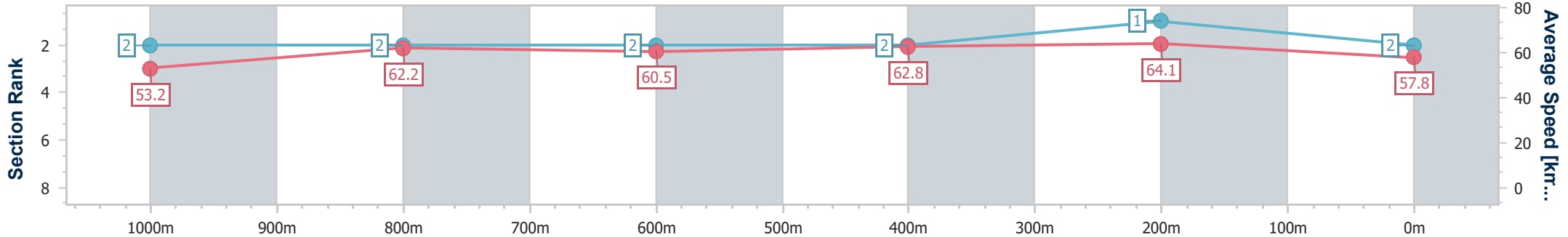


20 January 2024 - 12:15

BRISBANE
RACING CLUB

Track Rating: Soft 5, Weather: Overcast, Rail Position: +1m Entire

Section	Overall	1000m	800m	600m	400m	200m
Section Times	1:12.93 [2] (0:13.57)	0:59.36 [2] (0:11.80)	0:47.56 [2] (0:12.22)	0:35.34 [2] (0:11.62)	0:23.72 [2] (0:11.26)	0:12.46 [1] (0:12.46)
Average Speed [km/h]	53.2	62.2	60.5	62.8	64.1	57.8
Top Speed [km/h]	66.4	64.5	61.5	65.4	65.1	60.9
Avg. Dist. to Rail [m]	5.5	3.9	6.4	2.4	0.9	3.3
Avg. Stride Freq. [Hz]	2.2	2.2	2.2	2.2	2.3	2.2
Avg. Stride Length [m]	6.6	7.9	7.8	7.8	7.7	7.2



- [] Ranking at each section and finish
- .-.- No data available at this section
- NA No data available



Horse/Jockey Name	Enterprise Defence
Final Rank	3
Fastest Section Time (Section)	0:11.53 (400m)
Top Speed [km/h] (Section)	64.7 (Overall)
Race State	Finished



Eagle Farm QLD Professional
Race 1: RACECOURSE VILLAGE QTIS Two-Year-Old Handicap
- 1200m

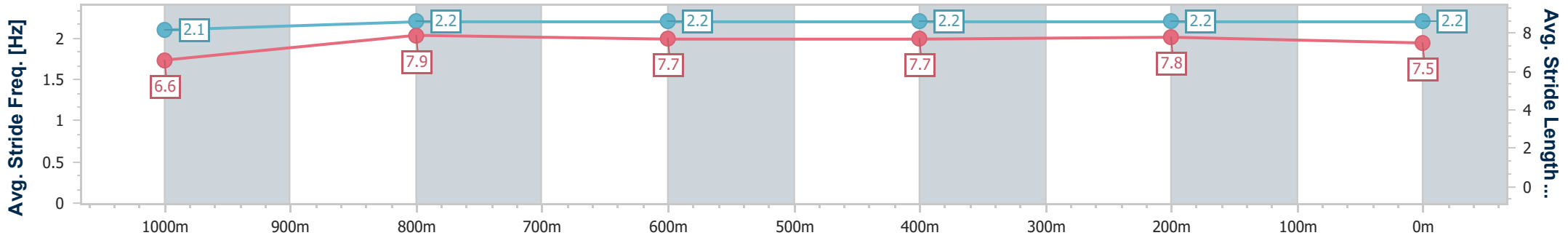
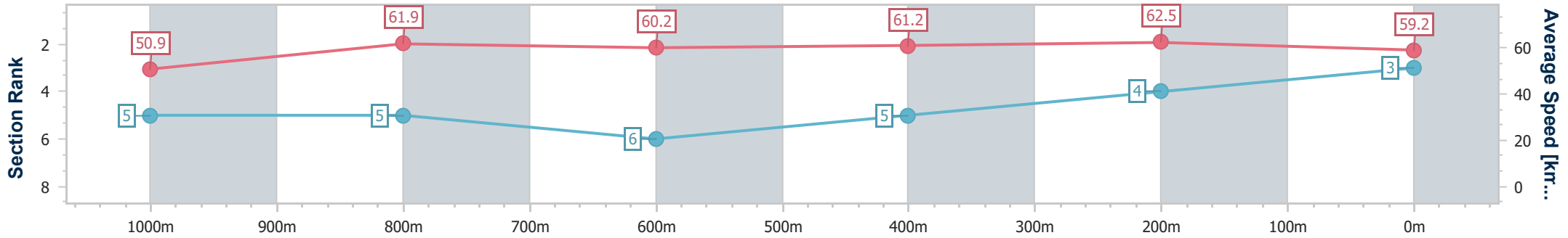


20 January 2024 - 12:15

BRISBANE
RACING CLUB

Track Rating: Soft 5, Weather: Overcast, Rail Position: +1m Entire

Section	Overall	1000m	800m	600m	400m	200m
Section Times	1:13.39 [3] (0:14.16)	0:59.23 [5] (0:11.80)	0:47.43 [5] (0:12.03)	0:35.40 [6] (0:11.70)	0:23.70 [5] (0:11.53)	0:12.17 [4]
Average Speed [km/h]	50.9	61.9	60.2	61.2	62.5	59.2
Top Speed [km/h]	64.7	63.1	61.9	62.8	63.5	60.6
Avg. Dist. to Rail [m]	2.3	2.1	1.2	0.6	0.5	1.6
Avg. Stride Freq. [Hz]	2.1	2.2	2.2	2.2	2.2	2.2
Avg. Stride Length [m]	6.6	7.9	7.7	7.7	7.8	7.5



- [] Ranking at each section and finish
- .-.- No data available at this section
- NA No data available



Horse/Jockey Name	Mishani Crown
Final Rank	4
Fastest Section Time (Section)	0:11.67 (400m)
Top Speed [km/h] (Section)	66.5 (Overall)
Race State	Finished



Eagle Farm QLD Professional
Race 1: RACECOURSE VILLAGE QTIS Two-Year-Old Handicap
- 1200m

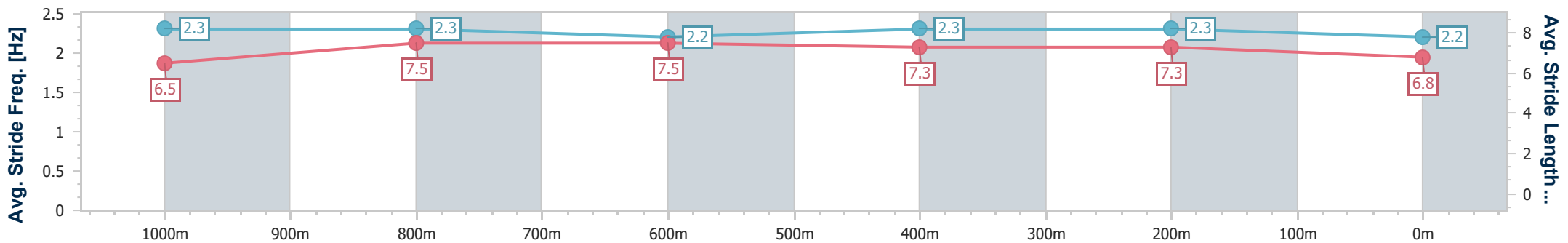
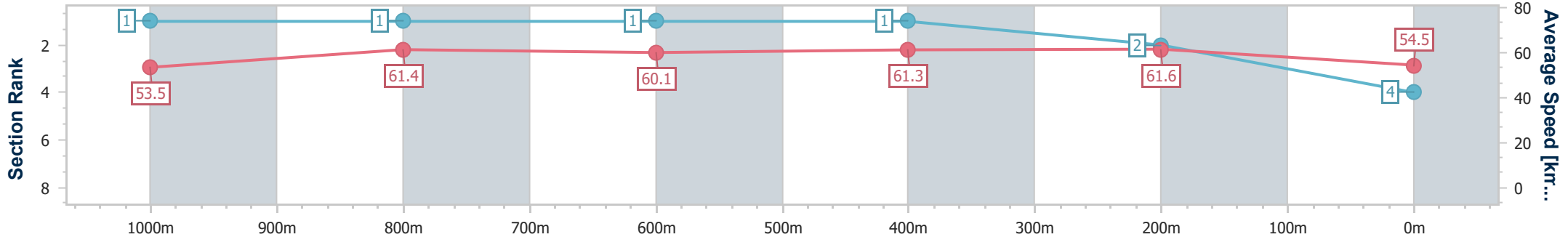


20 January 2024 - 12:15

BRISBANE
RACING CLUB

Track Rating: Soft 5, Weather: Overcast, Rail Position: +1m Entire

Section	Overall	1000m	800m	600m	400m	200m
Section Times	1:13.95 [4] (0:13.47)	1:00.48 [1] (0:11.80)	0:48.68 [1] (0:12.09)	0:36.59 [1] (0:11.71)	0:24.88 [1] (0:11.67)	0:13.21 [2] (0:13.21)
Average Speed [km/h]	53.5	61.4	60.1	61.3	61.6	54.5
Top Speed [km/h]	66.5	63.9	61.4	63.9	63.1	59.1
Avg. Dist. to Rail [m]	3.8	1.7	1.6	0.9	0.5	0.3
Avg. Stride Freq. [Hz]	2.3	2.3	2.2	2.3	2.3	2.2
Avg. Stride Length [m]	6.5	7.5	7.5	7.3	7.3	6.8





Horse/Jockey Name	Mishani Unlawful
Final Rank	5
Fastest Section Time (Section)	0:11.60 (1000m)
Top Speed [km/h] (Section)	64.6 (1000m)
Race State	Finished



Eagle Farm QLD Professional
Race 1: RACECOURSE VILLAGE QTIS Two-Year-Old Handicap
- 1200m

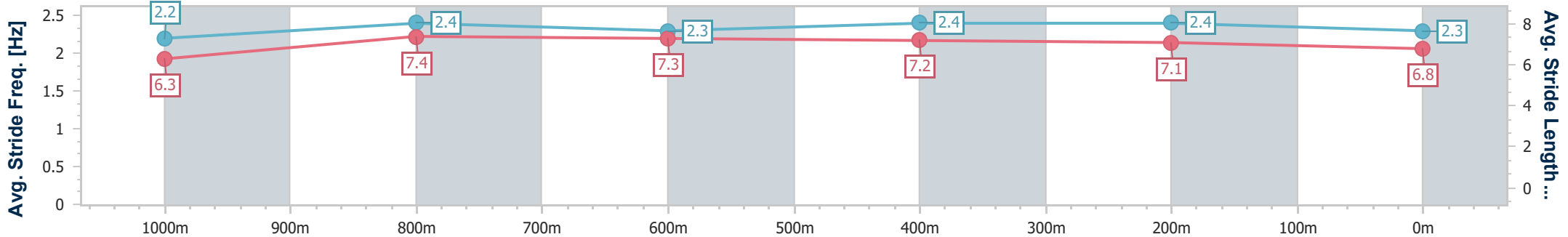
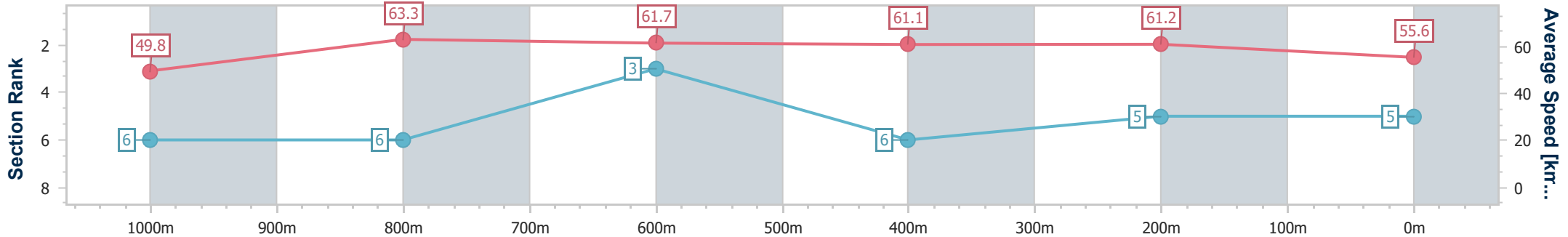


20 January 2024 - 12:15

BRISBANE
RACING CLUB

Track Rating: Soft 5, Weather: Overcast, Rail Position: +1m Entire

Section	Overall	1000m	800m	600m	400m	200m
Section Times	1:14.46 [5] (0:14.46)	1:00.00 [6] (0:11.60)	0:48.40 [6] (0:11.82)	0:36.58 [3] (0:11.86)	0:24.72 [6] (0:11.76)	0:12.96 [5] (0:12.96)
Average Speed [km/h]	49.8	63.3	61.7	61.1	61.2	55.6
Top Speed [km/h]	64.1	64.6	62.2	63.5	63.3	58.4
Avg. Dist. to Rail [m]	3.0	3.7	2.4	1.7	3.4	3.2
Avg. Stride Freq. [Hz]	2.2	2.4	2.3	2.4	2.4	2.3
Avg. Stride Length [m]	6.3	7.4	7.3	7.2	7.1	6.8



- [] Ranking at each section and finish
- .-.-.- No data available at this section
- NA No data available



Horse/Jockey Name	Mingardos
Final Rank	6
Fastest Section Time (Section)	0:11.51 (1000m)
Top Speed [km/h] (Section)	64.2 (1000m)
Race State	Finished



Eagle Farm QLD Professional
Race 1: RACECOURSE VILLAGE QTIS Two-Year-Old Handicap
- 1200m

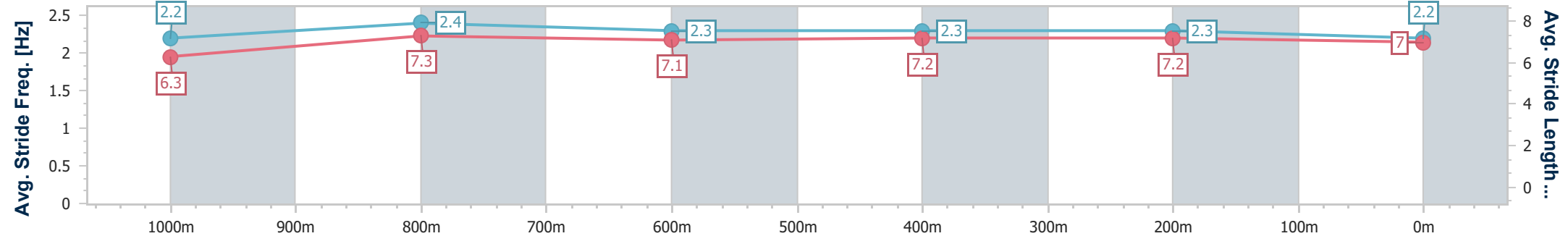
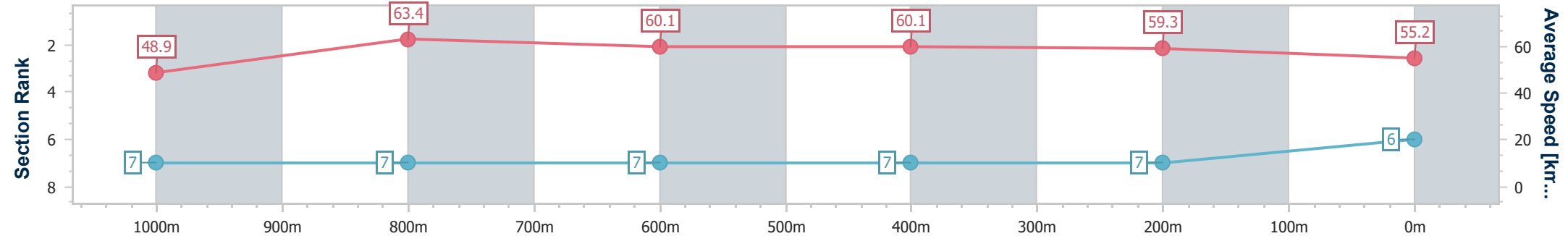


20 January 2024 - 12:15

BRISBANE
RACING CLUB

Track Rating: Soft 5, Weather: Overcast, Rail Position: +1m Entire

Section	Overall	1000m	800m	600m	400m	200m
Section Times	1:15.55 [6] (0:14.72)	1:00.83 [7] (0:11.51)	0:49.32 [7] (0:12.04)	0:37.28 [7] (0:12.10)	0:25.18 [7] (0:12.10)	0:13.08 [7] (0:13.08)
Average Speed [km/h]	48.9	63.4	60.1	60.1	59.3	55.2
Top Speed [km/h]	64.2	64.2	62.9	61.0	60.8	57.9
Avg. Dist. to Rail [m]	1.9	1.7	1.9	1.2	2.6	3.6
Avg. Stride Freq. [Hz]	2.2	2.4	2.3	2.3	2.3	2.2
Avg. Stride Length [m]	6.3	7.3	7.1	7.2	7.2	7.0



- [] Ranking at each section and finish
- .-.- No data available at this section
- NA No data available



Horse/Jockey Name	That's Interesting
Final Rank	7
Fastest Section Time (Section)	0:11.79 (600m)
Top Speed [km/h] (Section)	64.2 (Overall)
Race State	Finished



Eagle Farm QLD Professional
Race 1: RACECOURSE VILLAGE QTIS Two-Year-Old Handicap
- 1200m

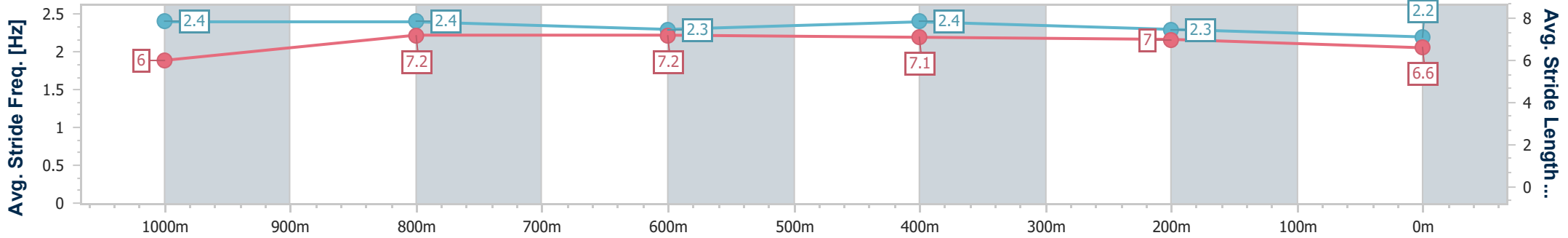
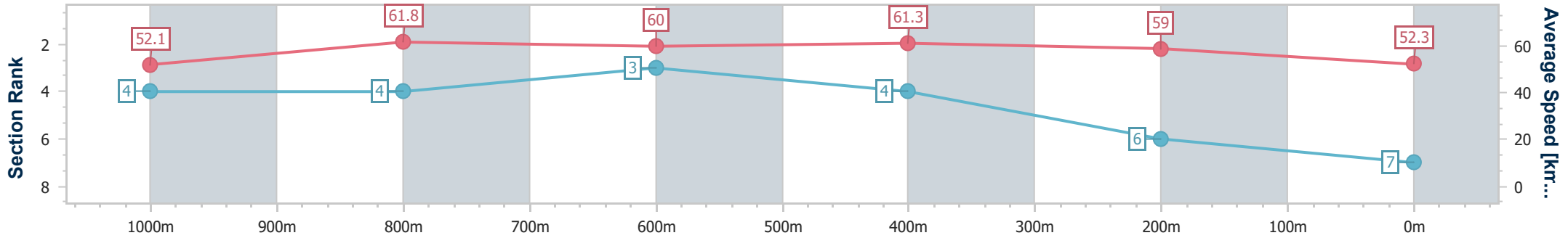


20 January 2024 - 12:15

BRISBANE
RACING CLUB

Track Rating: Soft 5, Weather: Overcast, Rail Position: +1m Entire

Section	Overall	1000m	800m	600m	400m	200m
Section Times	1:15.63 [7] (0:13.86)	1:01.77 [4] (0:11.87)	0:49.90 [4] (0:12.15)	0:37.75 [3] (0:11.79)	0:25.96 [4] (0:12.18)	0:13.78 [6] (0:13.78)
Average Speed [km/h]	52.1	61.8	60.0	61.3	59.0	52.3
Top Speed [km/h]	64.2	63.7	61.9	63.0	62.6	55.9
Avg. Dist. to Rail [m]	4.3	3.2	3.0	1.8	1.2	2.1
Avg. Stride Freq. [Hz]	2.4	2.4	2.3	2.4	2.3	2.2
Avg. Stride Length [m]	6.0	7.2	7.2	7.1	7.0	6.6



- [] Ranking at each section and finish
- .-.- No data available at this section
- NA No data available