



# Eagle Farm QLD Professional

## Race 5: LADBROKES COMMUNITIES BENCHMARK 72 Handicap - 1805m

20 January 2024 - 14:33



BRISBANE  
RACING CLUB

Track Rating: Soft 5, Weather: Overcast, Rail Position: +1m Entire

Section		Overall	1600m	1400m	1200m	1000m	800m	600m	Last 600m				
Field Times		1:51.04 (0:14.10)	1:36.94 (0:11.81)	1:25.13 (0:11.71)	1:13.42 (0:11.76)	1:01.66 (0:12.10)	0:49.56 (0:12.21)	0:37.35 (0:12.35)	0:37.35				
Rank	TAB Horse/Jockey	Barrier	Top Speed [km/h]	Fastest Section	Distance Travelled [m]								
1	3 CHAYSE 'N' ARTIE Boris Thornton	11	63.1 800m	0:11.72 1400m	1:51.04 [1] (0:15.46)	1:35.58 [10] (0:11.92)	1:23.66 [10] (0:11.72)	1:11.94 [10] (0:11.95)	0:59.99 [10] (0:12.16)	0:47.83 [10] (0:11.81)	0:36.02 [10] (0:11.79)	0:36.02	
2	2 KORUTO Jake Molloy	5	63.2 1600m	0:11.72 1400m	1:51.07 [2] (0:15.28)	1:35.79 [9] (0:11.86)	1:23.93 [9] (0:11.72)	1:12.21 [9] (0:12.03)	1:00.18 [9] (0:12.17)	0:48.01 [9] (0:11.83)	0:36.18 [9] (0:11.74)	0:36.18	-4
3	14 FLEUR DU MONDE Mark Du Plessis	2	63.0 1400m	0:11.68 1400m	1:51.31 [3] (0:14.64)	1:36.67 [3] (0:11.83)	1:24.84 [5] (0:11.68)	1:13.16 [5] (0:12.12)	1:01.04 [5] (0:12.13)	0:48.91 [4] (0:12.08)	0:36.83 [4] (0:12.10)	0:36.83	-6
4	6 BINDING Samantha Collett	7	64.3 Overall	0:11.68 1400m	1:51.44 [4] (0:14.42)	1:37.02 [2] (0:11.75)	1:25.27 [2] (0:11.68)	1:13.59 [3] (0:12.08)	1:01.51 [3] (0:12.14)	0:49.37 [3] (0:12.11)	0:37.26 [3] (0:12.16)	0:37.26	+1
5	4 CLYDE Michael Rodd	10	62.9 1600m	0:11.75 800m	1:51.62 [5] (0:15.24)	1:36.38 [8] (0:11.82)	1:24.56 [8] (0:11.76)	1:12.80 [8] (0:12.01)	1:00.79 [8] (0:12.13)	0:48.66 [8] (0:11.75)	0:36.91 [7] (0:12.01)	0:36.91	+1
6	10 MOKTAFFY James Orman	4	62.7 1600m	0:11.79 1400m	1:51.91 [6] (0:15.01)	1:36.90 [7] (0:11.80)	1:25.10 [7] (0:11.79)	1:13.31 [7] (0:12.06)	1:01.25 [7] (0:12.16)	0:49.09 [7] (0:11.99)	0:37.10 [8] (0:12.03)	0:37.10	-2
7	13 YANGARI Cejay Graham	3	63.4 1600m	0:11.69 1600m	1:51.98 [7] (0:14.69)	1:37.29 [4] (0:11.69)	1:25.60 [4] (0:11.72)	1:13.88 [4] (0:12.12)	1:01.76 [4] (0:12.23)	0:49.53 [5] (0:12.16)	0:37.37 [6] (0:12.19)	0:37.37	+3
8	5 WHY WE DRINK Ben Thompson	9	64.3 1600m	0:11.48 1600m	1:53.12 [8] (0:14.81)	1:38.31 [5] (0:11.48)	1:26.83 [3] (0:11.48)	1:15.35 [2] (0:11.92)	1:03.43 [2] (0:12.16)	0:51.27 [2] (0:12.12)	0:39.15 [2] (0:12.37)	0:39.15	-2
9	9 MOCAMBO Justin Stanley	1	63.0 1600m	0:11.69 1400m	1:53.30 [9] (0:14.97)	1:38.33 [6] (0:11.75)	1:26.58 [6] (0:11.69)	1:14.89 [6] (0:12.08)	1:02.81 [6] (0:12.11)	0:50.70 [6] (0:11.88)	0:38.82 [5] (0:12.24)	0:38.82	-10
10	11 NO GOING BACK Tahlia Fenlon	14	63.5 Overall	0:11.71 1400m	1:55.46 [10] (0:14.10)	1:41.36 [1] (0:11.81)	1:29.55 [1] (0:11.71)	1:17.84 [1] (0:11.76)	1:06.08 [1] (0:12.10)	0:53.98 [1] (0:12.21)	0:41.77 [1] (0:12.35)	0:41.77	-7

Scratched: Cocobrew Express (#7), Too Much Class (#16), Pending (#15), Silver Warrior (#12), Beckford (#8), Galifianakis (#1)

Report Created: Sat 20 January 2024 14:54 GMT+1 (Note: Timing is based on position data)

Page 1/12

[ ] Ranking at each section and finish  
 -:-:- No data available at this section  
 NA No data available  
 SCN Saddle cloth number  
 DNF Did not finish  
 DNT Did not track

data processed by TRIPLES DATA



# Eagle Farm QLD Professional

## Race 5: LADBROKES COMMUNITIES BENCHMARK 72 Handicap - 1805m

20 January 2024 - 14:33



BRISBANE  
RACING CLUB

Track Rating: Soft 5, Weather: Overcast, Rail Position: +1m Entire

Section				400m	200m			Last 600m		
Field Times				0:25.00 (0:12.41)	0:12.59 (0:12.59)			0:37.35		
Rank	TAB	Horse/Jockey	Barrier	Top Speed [km/h]	Fastest Section	Margin			Distance Travelled [m]	
1	3	<b>CHAYSE 'N' ARTIE</b> Boris Thornton	11	63.1 800m	0:11.72 1400m	0:24.23 [9] (0:11.90)	0:12.33 [5] (0:12.33)	1:51.04	0:36.02	
2	2	<b>KORUTO</b> Jake Molloy	5	63.2 1600m	0:11.72 1400m	0:24.44 [5] (0:11.82)	0:12.62 [1] (0:12.62)	0.15L	0:36.18	-4
3	14	<b>FLEUR DU MONDE</b> Mark Du Plessis	2	63.0 1400m	0:11.68 1400m	0:24.73 [4] (0:11.94)	0:12.79 [3] (0:12.79)	1.58L	0:36.83	-6
4	6	<b>BINDING</b> Samantha Collett	7	64.3 Overall	0:11.68 1400m	0:25.10 [3] (0:12.16)	0:12.94 [2] (0:12.94)	2.33L	0:37.26	+1
5	4	<b>CLYDE</b> Michael Rodd	10	62.9 1600m	0:11.75 800m	0:24.90 [7] (0:11.96)	0:12.94 [4] (0:12.94)	3.4L	0:36.91	+1
6	10	<b>MOKTAFFY</b> James Orman	4	62.7 1600m	0:11.79 1400m	0:25.07 [10] (0:12.03)	0:13.04 [6] (0:13.04)	5.11L	0:37.10	-2
7	13	<b>YANGARI</b> Cejay Graham	3	63.4 1600m	0:11.69 1600m	0:25.18 [8] (0:12.08)	0:13.10 [7] (0:13.10)	5.52L	0:37.37	+3
8	5	<b>WHY WE DRINK</b> Ben Thompson	9	64.3 1600m	0:11.48 1600m	0:26.78 [2] (0:12.65)	0:14.13 [8] (0:14.13)	12.24L	0:39.15	-2
9	9	<b>MOCAMBO</b> Justin Stanley	1	63.0 1600m	0:11.69 1400m	0:26.58 [6] (0:12.69)	0:13.89 [10] (0:13.89)	13.28L	0:38.82	-10
10	11	<b>NO GOING BACK</b> Tahlia Fenlon	14	63.5 Overall	0:11.71 1400m	0:29.42 [1] (0:13.17)	0:16.25 [9] (0:16.25)	26.01L	0:41.77	-7

Scratched: Cocobrew Express (#7), Too Much Class (#16), Pending (#15), Silver Warrior (#12), Beckford (#8), Galifianakis (#1)

Report Created: Sat 20 January 2024 14:54 GMT+1 (Note: Timing is based on position data)

Page 2/12

[ ] Ranking at each section and finish  
 -:-:- No data available at this section  
 NA No data available

SCN Saddle cloth number  
 DNF Did not finish  
 DNT Did not track

data processed by **TRIPLES DATA**



Horse/Jockey Name	Chayse 'N' Artie
Final Rank	1
Fastest Section Time (Section)	0:11.72 (1400m)
Top Speed [km/h] (Section)	63.1 (800m)
Race State	Finished



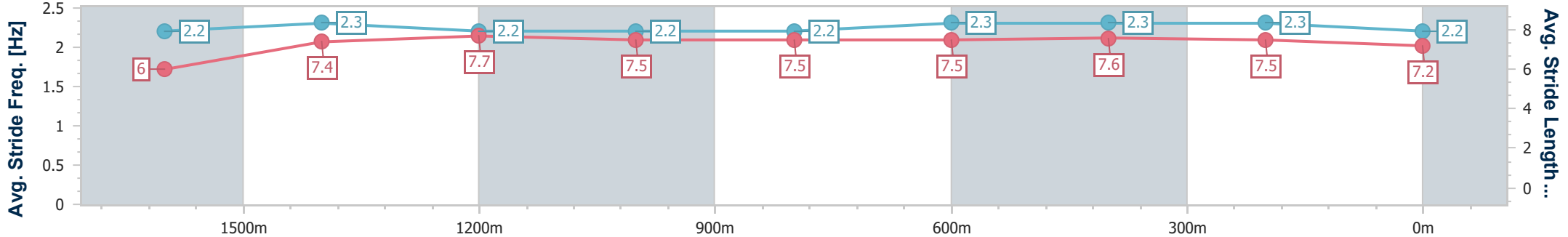
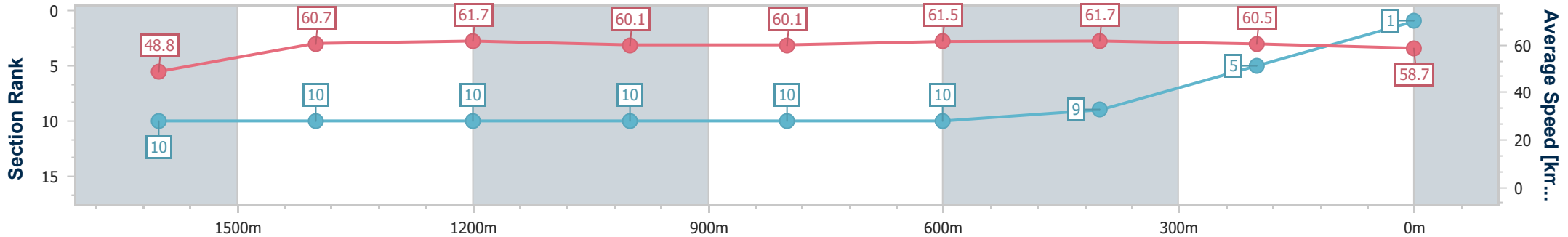
Eagle Farm QLD Professional  
 Race 5: LADBROKES COMMUNITIES BENCHMARK 72  
 Handicap - 1805m  
 20 January 2024 - 14:33



BRISBANE  
 RACING CLUB

Track Rating: Soft 5, Weather: Overcast, Rail Position: +1m Entire

Section	Overall	1600m	1400m	1200m	1000m	800m	600m	400m	200m
Section Times	1:51.04 [1] (0:15.46)	1:35.58 [10] (0:11.92)	1:23.66 [10] (0:11.72)	1:11.94 [10] (0:11.95)	0:59.99 [10] (0:12.16)	0:47.83 [10] (0:11.81)	0:36.02 [10] (0:11.79)	0:24.23 [9] (0:11.90)	0:12.33 [5] (0:12.33)
Average Speed [km/h]	48.8	60.7	61.7	60.1	60.1	61.5	61.7	60.5	58.7
Top Speed [km/h]	59.6	62.7	62.7	61.8	61.4	63.1	62.4	61.3	59.9
Avg. Dist. to Rail [m]	8.0	1.5	1.9	2.5	2.2	1.9	2.1	4.4	4.3
Avg. Stride Freq. [Hz]	2.2	2.3	2.2	2.2	2.2	2.3	2.3	2.3	2.2
Avg. Stride Length [m]	6.0	7.4	7.7	7.5	7.5	7.5	7.6	7.5	7.2



- [ ] Ranking at each section and finish
- .-.- No data available at this section
- NA No data available



Horse/Jockey Name	Koruto
Final Rank	2
Fastest Section Time (Section)	0:11.72 (1400m)
Top Speed [km/h] (Section)	63.2 (1600m)
Race State	Finished



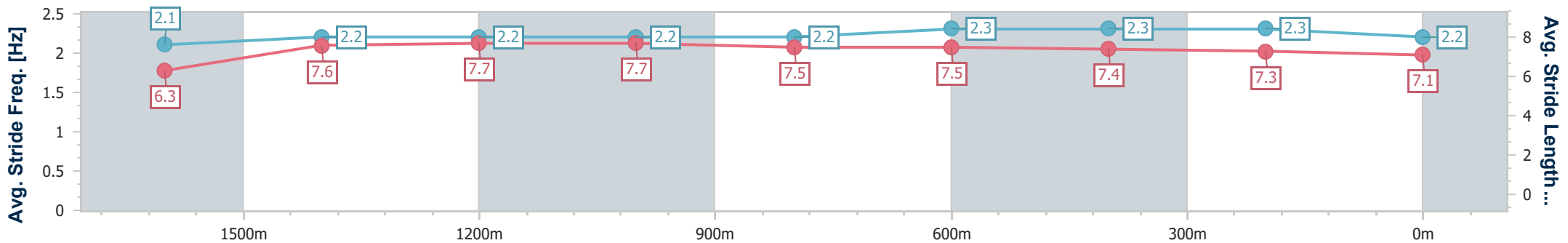
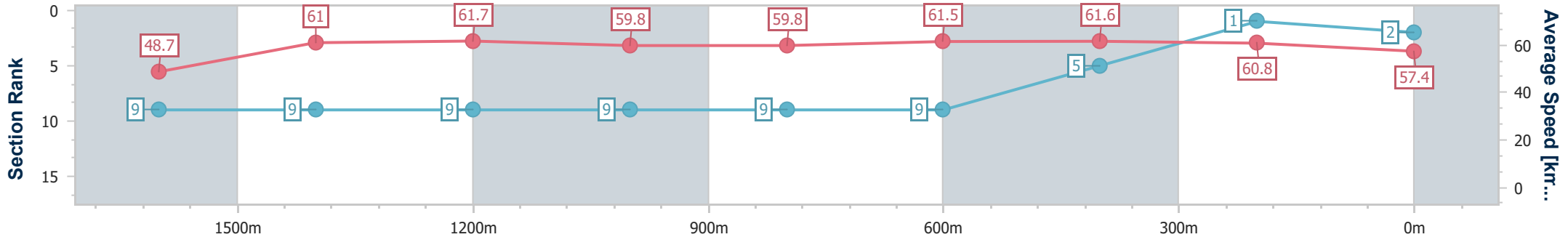
Eagle Farm QLD Professional  
 Race 5: LADBROKES COMMUNITIES BENCHMARK 72  
 Handicap - 1805m  
 20 January 2024 - 14:33



BRISBANE  
 RACING CLUB

Track Rating: Soft 5, Weather: Overcast, Rail Position: +1m Entire

Section	Overall	1600m	1400m	1200m	1000m	800m	600m	400m	200m
Section Times	1:51.07 [2] (0:15.28)	1:35.79 [9] (0:11.86)	1:23.93 [9] (0:11.72)	1:12.21 [9] (0:12.03)	1:00.18 [9] (0:12.17)	0:48.01 [9] (0:11.83)	0:36.18 [9] (0:11.74)	0:24.44 [5] (0:11.82)	0:12.62 [1] (0:12.62)
Average Speed [km/h]	48.7	61.0	61.7	59.8	59.8	61.5	61.6	60.8	57.4
Top Speed [km/h]	58.9	63.2	62.3	61.2	61.7	62.3	62.4	62.1	60.1
Avg. Dist. to Rail [m]	4.7	1.7	2.1	2.7	2.3	1.9	0.8	1.7	2.2
Avg. Stride Freq. [Hz]	2.1	2.2	2.2	2.2	2.2	2.3	2.3	2.3	2.2
Avg. Stride Length [m]	6.3	7.6	7.7	7.7	7.5	7.5	7.4	7.3	7.1



- [ ] Ranking at each section and finish
- .-.- No data available at this section
- NA No data available



Horse/Jockey Name	Fleur Du Monde
Final Rank	3
Fastest Section Time (Section)	0:11.68 (1400m)
Top Speed [km/h] (Section)	63.0 (1400m)
Race State	Finished



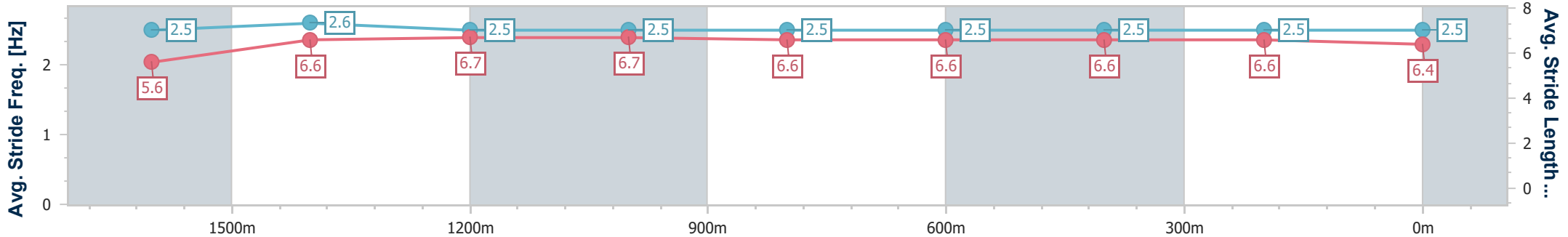
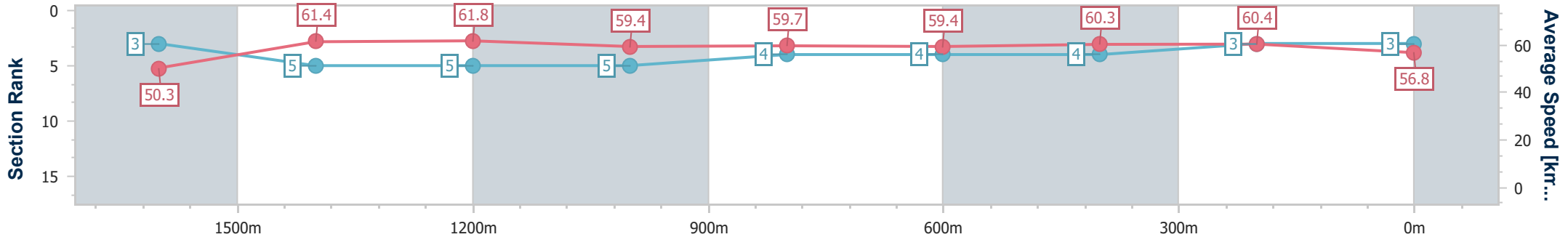
Eagle Farm QLD Professional  
 Race 5: LADBROKES COMMUNITIES BENCHMARK 72  
 Handicap - 1805m  
 20 January 2024 - 14:33



BRISBANE  
 RACING CLUB

Track Rating: Soft 5, Weather: Overcast, Rail Position: +1m Entire

Section	Overall	1600m	1400m	1200m	1000m	800m	600m	400m	200m
Section Times	1:51.31 [3] (0:14.64)	1:36.67 [3] (0:11.83)	1:24.84 [5] (0:11.68)	1:13.16 [5] (0:12.12)	1:01.04 [5] (0:12.13)	0:48.91 [4] (0:12.08)	0:36.83 [4] (0:12.10)	0:24.73 [4] (0:11.94)	0:12.79 [3] (0:12.79)
Average Speed [km/h]	50.3	61.4	61.8	59.4	59.7	59.4	60.3	60.4	56.8
Top Speed [km/h]	60.7	62.6	63.0	60.1	60.3	60.1	62.3	62.3	58.7
Avg. Dist. to Rail [m]	2.3	1.5	1.9	2.3	0.7	0.3	3.4	8.1	7.5
Avg. Stride Freq. [Hz]	2.5	2.6	2.5	2.5	2.5	2.5	2.5	2.5	2.5
Avg. Stride Length [m]	5.6	6.6	6.7	6.7	6.6	6.6	6.6	6.6	6.4



- [ ] Ranking at each section and finish
- .-.- No data available at this section
- NA No data available



Horse/Jockey Name	Binding
Final Rank	4
Fastest Section Time (Section)	0:11.68 (1400m)
Top Speed [km/h] (Section)	64.3 (Overall)
Race State	Finished



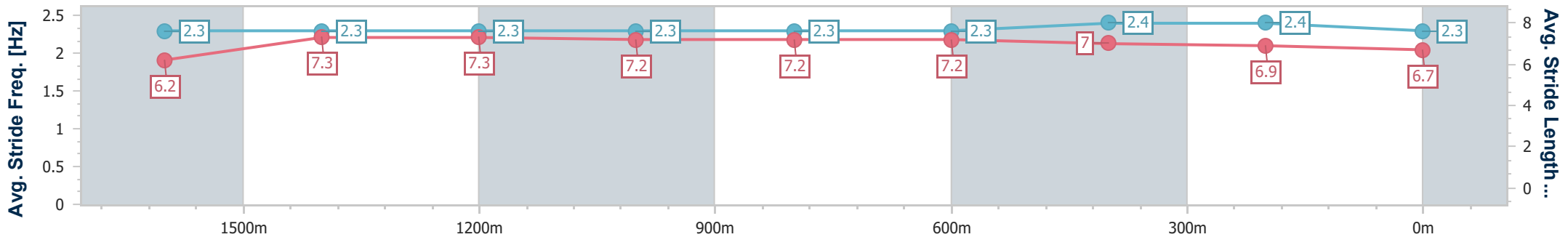
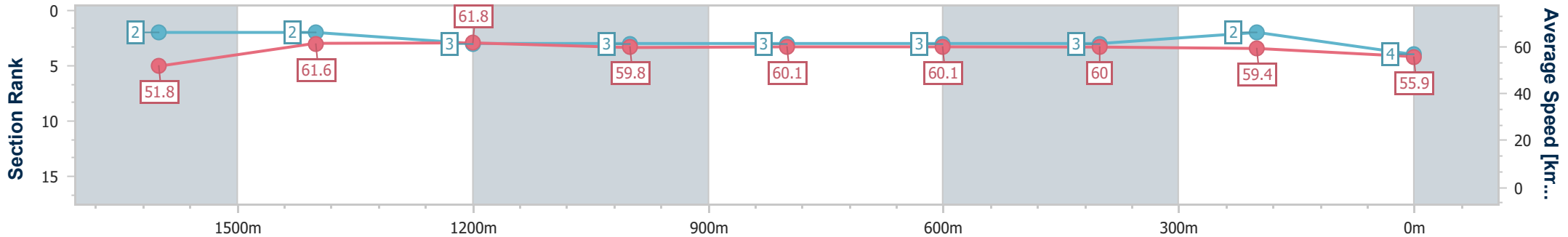
Eagle Farm QLD Professional  
 Race 5: LADBROKES COMMUNITIES BENCHMARK 72  
 Handicap - 1805m  
 20 January 2024 - 14:33



BRISBANE  
 RACING CLUB

Track Rating: Soft 5, Weather: Overcast, Rail Position: +1m Entire

Section	Overall	1600m	1400m	1200m	1000m	800m	600m	400m	200m
Section Times	1:51.44 [4] (0:14.42)	1:37.02 [2] (0:11.75)	1:25.27 [2] (0:11.68)	1:13.59 [3] (0:12.08)	1:01.51 [3] (0:12.14)	0:49.37 [3] (0:12.11)	0:37.26 [3] (0:12.16)	0:25.10 [3] (0:12.16)	0:12.94 [2] (0:12.94)
Average Speed [km/h]	51.8	61.6	61.8	59.8	60.1	60.1	60.0	59.4	55.9
Top Speed [km/h]	64.3	63.3	63.0	60.2	61.0	60.8	60.5	59.9	58.9
Avg. Dist. to Rail [m]	5.6	1.6	2.2	2.8	2.7	2.8	2.7	5.7	5.3
Avg. Stride Freq. [Hz]	2.3	2.3	2.3	2.3	2.3	2.3	2.4	2.4	2.3
Avg. Stride Length [m]	6.2	7.3	7.3	7.2	7.2	7.2	7.0	6.9	6.7



- [ ] Ranking at each section and finish
- .-.- No data available at this section
- NA No data available



Horse/Jockey Name	Clyde
Final Rank	5
Fastest Section Time (Section)	0:11.75 (800m)
Top Speed [km/h] (Section)	62.9 (1600m)
Race State	Finished



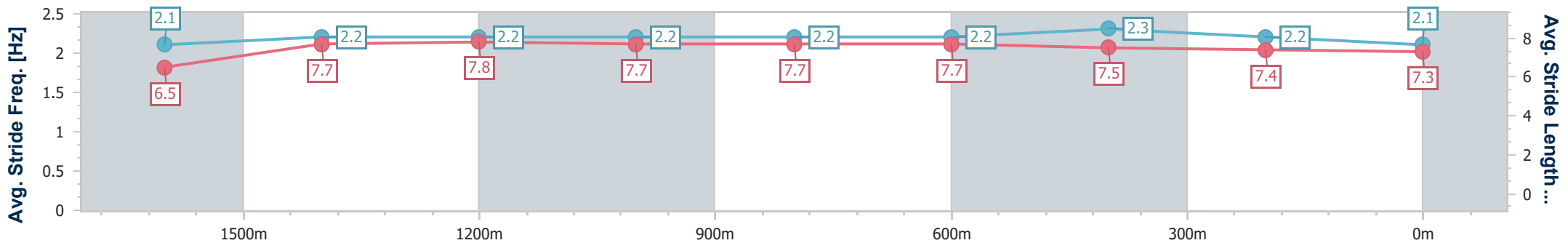
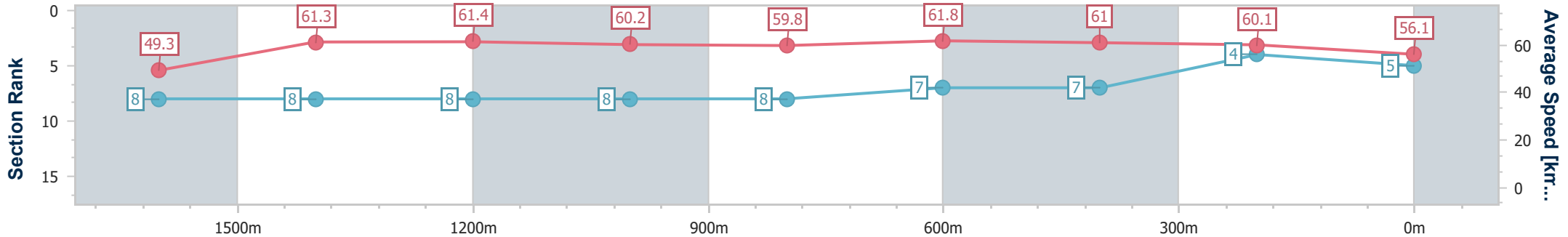
Eagle Farm QLD Professional  
 Race 5: LADBROKES COMMUNITIES BENCHMARK 72  
 Handicap - 1805m  
 20 January 2024 - 14:33



BRISBANE  
 RACING CLUB

Track Rating: Soft 5, Weather: Overcast, Rail Position: +1m Entire

Section	Overall	1600m	1400m	1200m	1000m	800m	600m	400m	200m
Section Times	1:51.62 [5] (0:15.24)	1:36.38 [8] (0:11.82)	1:24.56 [8] (0:11.76)	1:12.80 [8] (0:12.01)	1:00.79 [8] (0:12.13)	0:48.66 [8] (0:11.75)	0:36.91 [7] (0:12.01)	0:24.90 [7] (0:11.96)	0:12.94 [4] (0:12.94)
Average Speed [km/h]	49.3	61.3	61.4	60.2	59.8	61.8	61.0	60.1	56.1
Top Speed [km/h]	59.2	62.9	62.4	61.6	61.2	62.3	61.8	61.7	58.7
Avg. Dist. to Rail [m]	6.7	2.1	2.3	2.8	1.9	1.5	4.0	7.2	7.6
Avg. Stride Freq. [Hz]	2.1	2.2	2.2	2.2	2.2	2.2	2.3	2.2	2.1
Avg. Stride Length [m]	6.5	7.7	7.8	7.7	7.7	7.7	7.5	7.4	7.3



- [ ] Ranking at each section and finish
- .-.- No data available at this section
- NA No data available



Horse/Jockey Name	Moktaffy
Final Rank	6
Fastest Section Time (Section)	0:11.79 (1400m)
Top Speed [km/h] (Section)	62.7 (1600m)
Race State	Finished



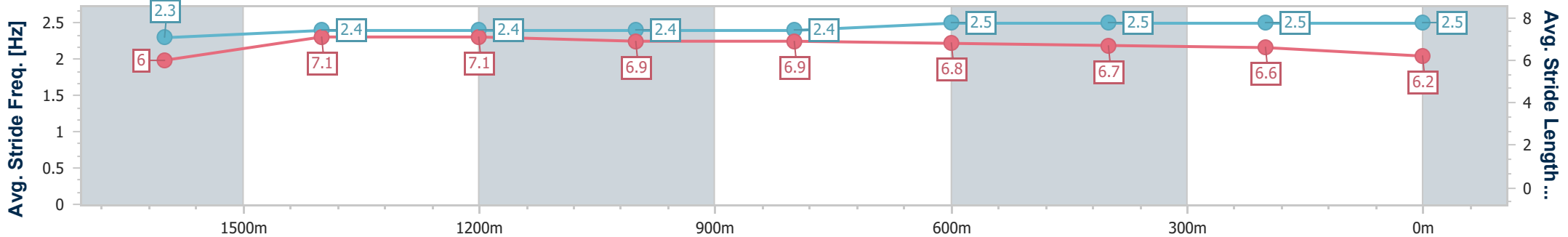
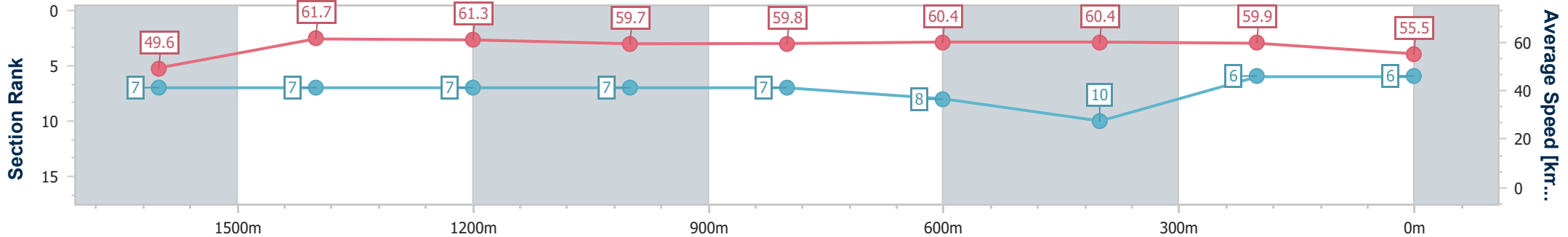
Eagle Farm QLD Professional  
 Race 5: LADBROKES COMMUNITIES BENCHMARK 72  
 Handicap - 1805m  
 20 January 2024 - 14:33



BRISBANE  
 RACING CLUB

Track Rating: Soft 5, Weather: Overcast, Rail Position: +1m Entire

Section	Overall	1600m	1400m	1200m	1000m	800m	600m	400m	200m
Section Times	1:51.91 [6] (0:15.01)	1:36.90 [7] (0:11.80)	1:25.10 [7] (0:11.79)	1:13.31 [7] (0:12.06)	1:01.25 [7] (0:12.16)	0:49.09 [7] (0:11.99)	0:37.10 [8] (0:12.03)	0:25.07 [10] (0:12.03)	0:13.04 [6] (0:13.04)
Average Speed [km/h]	49.6	61.7	61.3	59.7	59.8	60.4	60.4	59.9	55.5
Top Speed [km/h]	60.4	62.7	62.3	61.9	61.7	61.7	61.7	62.2	57.9
Avg. Dist. to Rail [m]	4.1	3.4	4.1	4.1	2.1	1.1	1.5	1.6	2.1
Avg. Stride Freq. [Hz]	2.3	2.4	2.4	2.4	2.4	2.5	2.5	2.5	2.5
Avg. Stride Length [m]	6.0	7.1	7.1	6.9	6.9	6.8	6.7	6.6	6.2



- [ ] Ranking at each section and finish
- .-.- No data available at this section
- NA No data available





Horse/Jockey Name	Yangari
Final Rank	7
Fastest Section Time (Section)	0:11.69 (1600m)
Top Speed [km/h] (Section)	63.4 (1600m)
Race State	Finished



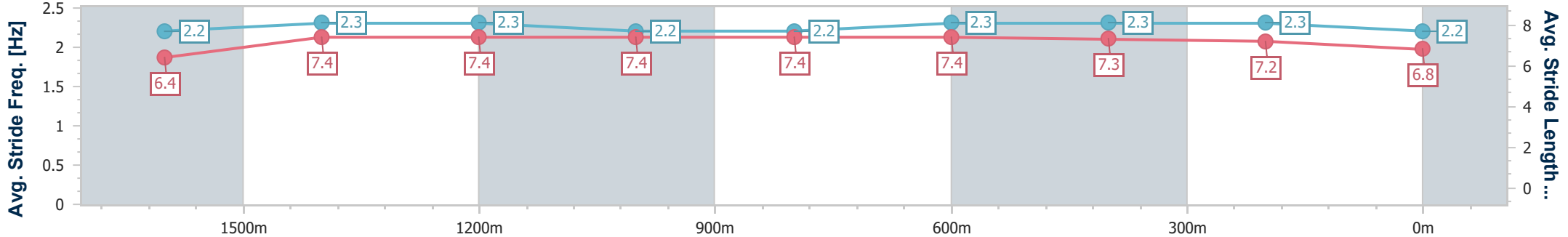
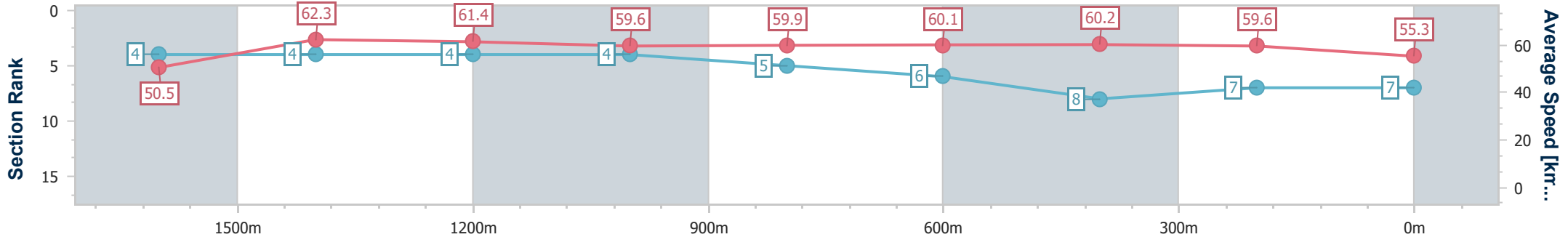
Eagle Farm QLD Professional  
 Race 5: LADBROKES COMMUNITIES BENCHMARK 72  
 Handicap - 1805m  
 20 January 2024 - 14:33



BRISBANE  
 RACING CLUB

Track Rating: Soft 5, Weather: Overcast, Rail Position: +1m Entire

Section	Overall	1600m	1400m	1200m	1000m	800m	600m	400m	200m
Section Times	1:51.98 [7] (0:14.69)	1:37.29 [4] (0:11.69)	1:25.60 [4] (0:11.72)	1:13.88 [4] (0:12.12)	1:01.76 [4] (0:12.23)	0:49.53 [5] (0:12.16)	0:37.37 [6] (0:12.19)	0:25.18 [8] (0:12.08)	0:13.10 [7] (0:13.10)
Average Speed [km/h]	50.5	62.3	61.4	59.6	59.9	60.1	60.2	59.6	55.3
Top Speed [km/h]	61.6	63.4	62.2	60.8	61.1	61.2	60.8	60.4	57.8
Avg. Dist. to Rail [m]	3.6	3.0	3.9	3.8	3.2	3.6	3.7	8.5	7.7
Avg. Stride Freq. [Hz]	2.2	2.3	2.3	2.2	2.2	2.3	2.3	2.3	2.2
Avg. Stride Length [m]	6.4	7.4	7.4	7.4	7.4	7.4	7.3	7.2	6.8



- [ ] Ranking at each section and finish
- .-.- No data available at this section
- NA No data available



Horse/Jockey Name	Why We Drink
Final Rank	8
Fastest Section Time (Section)	0:11.48 (1600m)
Top Speed [km/h] (Section)	64.3 (1600m)
Race State	Finished



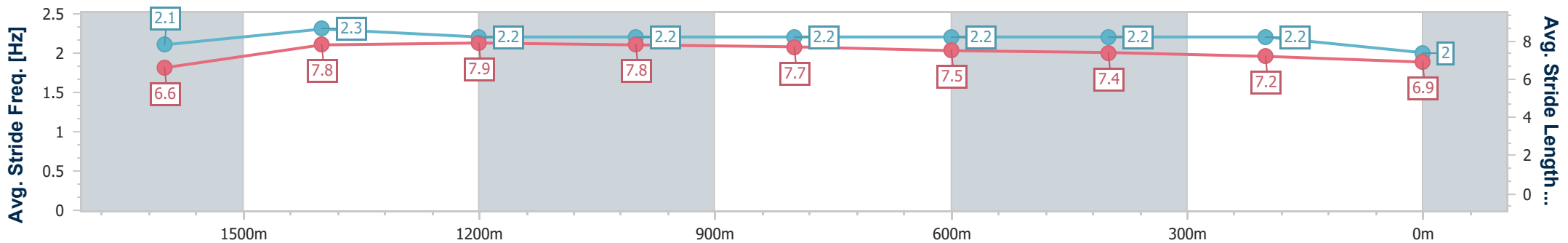
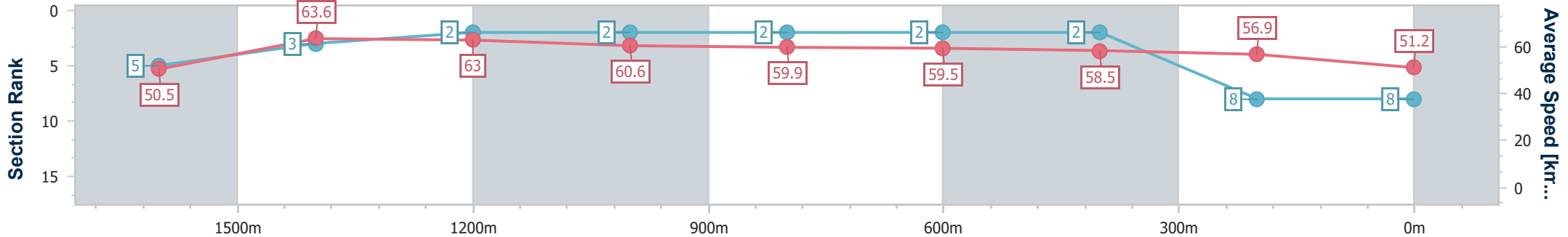
Eagle Farm QLD Professional  
 Race 5: LADBROKES COMMUNITIES BENCHMARK 72  
 Handicap - 1805m  
 20 January 2024 - 14:33



BRISBANE  
 RACING CLUB

Track Rating: Soft 5, Weather: Overcast, Rail Position: +1m Entire

Section	Overall	1600m	1400m	1200m	1000m	800m	600m	400m	200m
Section Times	1:53.12 [8] (0:14.81)	1:38.31 [5] (0:11.48)	1:26.83 [3] (0:11.48)	1:15.35 [2] (0:11.92)	1:03.43 [2] (0:12.16)	0:51.27 [2] (0:12.12)	0:39.15 [2] (0:12.37)	0:26.78 [2] (0:12.65)	0:14.13 [8] (0:14.13)
Average Speed [km/h]	50.5	63.6	63.0	60.6	59.9	59.5	58.5	56.9	51.2
Top Speed [km/h]	61.8	64.3	64.0	61.3	60.2	59.7	59.3	58.5	55.0
Avg. Dist. to Rail [m]	6.3	3.8	4.4	4.5	2.3	0.5	1.0	4.7	6.0
Avg. Stride Freq. [Hz]	2.1	2.3	2.2	2.2	2.2	2.2	2.2	2.2	2.0
Avg. Stride Length [m]	6.6	7.8	7.9	7.8	7.7	7.5	7.4	7.2	6.9



- [ ] Ranking at each section and finish
- .-.- No data available at this section
- NA No data available



Horse/Jockey Name	Mocambo
Final Rank	9
Fastest Section Time (Section)	0:11.69 (1400m)
Top Speed [km/h] (Section)	63.0 (1600m)
Race State	Finished



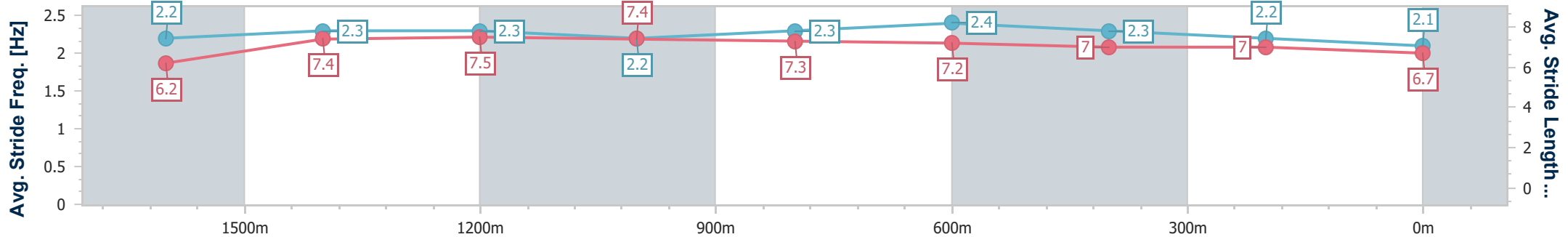
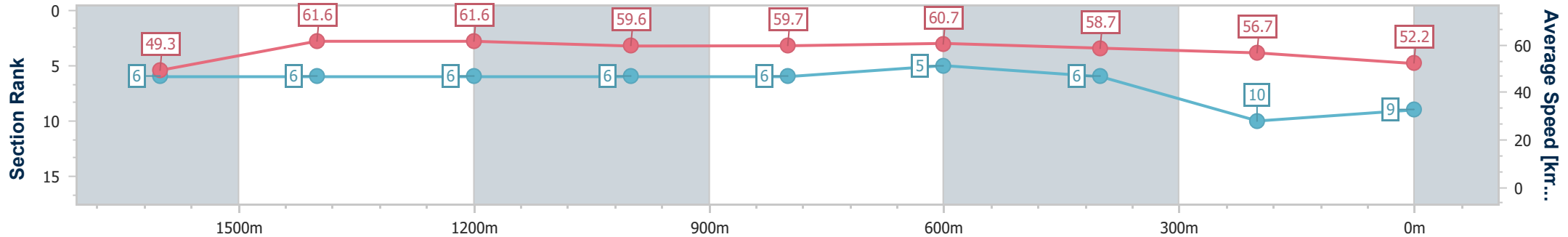
Eagle Farm QLD Professional  
 Race 5: LADBROKES COMMUNITIES BENCHMARK 72  
 Handicap - 1805m  
 20 January 2024 - 14:33



BRISBANE  
 RACING CLUB

Track Rating: Soft 5, Weather: Overcast, Rail Position: +1m Entire

Section	Overall	1600m	1400m	1200m	1000m	800m	600m	400m	200m
Section Times	1:53.30 [9] (0:14.97)	1:38.33 [6] (0:11.75)	1:26.58 [6] (0:11.69)	1:14.89 [6] (0:12.08)	1:02.81 [6] (0:12.11)	0:50.70 [6] (0:11.88)	0:38.82 [5] (0:12.24)	0:26.58 [6] (0:12.69)	0:13.89 [10] (0:13.89)
Average Speed [km/h]	49.3	61.6	61.6	59.6	59.7	60.7	58.7	56.7	52.2
Top Speed [km/h]	59.4	63.0	61.8	61.2	60.2	61.7	60.4	58.2	54.8
Avg. Dist. to Rail [m]	2.1	0.7	0.7	1.2	0.8	0.5	0.4	3.6	4.7
Avg. Stride Freq. [Hz]	2.2	2.3	2.3	2.2	2.3	2.4	2.3	2.2	2.1
Avg. Stride Length [m]	6.2	7.4	7.5	7.4	7.3	7.2	7.0	7.0	6.7



- [ ] Ranking at each section and finish
- .-.- No data available at this section
- NA No data available



Horse/Jockey Name	No Going Back
Final Rank	10
Fastest Section Time (Section)	0:11.71 (1400m)
Top Speed [km/h] (Section)	63.5 (Overall)
Race State	Finished



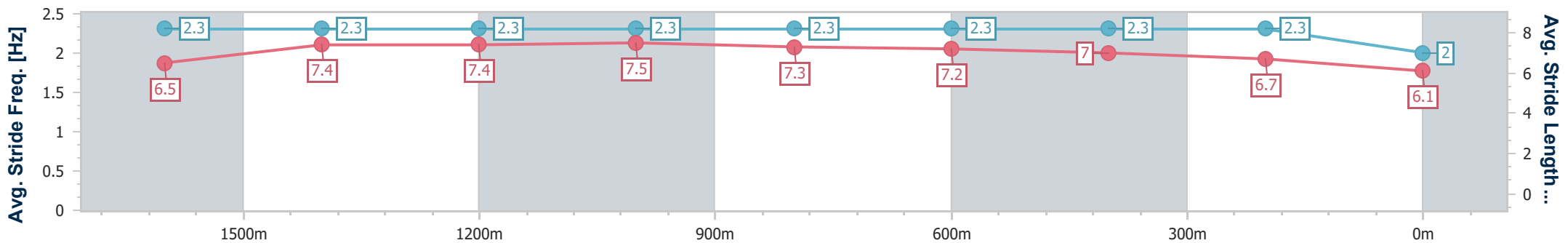
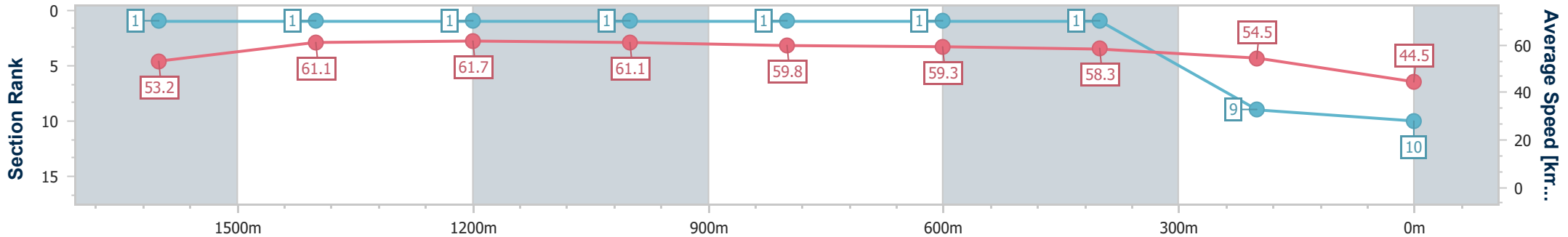
Eagle Farm QLD Professional  
 Race 5: LADBROKES COMMUNITIES BENCHMARK 72  
 Handicap - 1805m  
 20 January 2024 - 14:33



BRISBANE  
 RACING CLUB

Track Rating: Soft 5, Weather: Overcast, Rail Position: +1m Entire

Section	Overall	1600m	1400m	1200m	1000m	800m	600m	400m	200m
Section Times	1:55.46 [10] (0:14.10)	1:41.36 [1] (0:11.81)	1:29.55 [1] (0:11.71)	1:17.84 [1] (0:11.76)	1:06.08 [1] (0:12.10)	0:53.98 [1] (0:12.21)	0:41.77 [1] (0:12.35)	0:29.42 [1] (0:13.17)	0:16.25 [9] (0:16.25)
Average Speed [km/h]	53.2	61.1	61.7	61.1	59.8	59.3	58.3	54.5	44.5
Top Speed [km/h]	63.5	63.3	62.6	61.9	60.4	59.7	59.4	57.0	51.5
Avg. Dist. to Rail [m]	7.1	0.8	0.6	1.1	1.1	0.8	0.5	3.5	3.7
Avg. Stride Freq. [Hz]	2.3	2.3	2.3	2.3	2.3	2.3	2.3	2.3	2.0
Avg. Stride Length [m]	6.5	7.4	7.4	7.5	7.3	7.2	7.0	6.7	6.1



- [ ] Ranking at each section and finish
- .-.- No data available at this section
- NA No data available