



Eagle Farm QLD Professional

Race 8: LADBROKE IT! BENCHMARK 72 Handicap - 1400m

20 January 2024 - 16:32



BRISBANE
RACING CLUB

Track Rating: Soft 5, Weather: Overcast, Rail Position: +1m Entire

Section												Last 600m					
Field Times												0:35.14					
	Overall	1200m	1000m	800m	600m	400m											
	1:25.75 (0:14.18)	1:11.57 (0:11.75)	0:59.82 (0:12.26)	0:47.56 (0:12.42)	0:35.14 (0:11.87)	0:23.27 (0:11.30)											
Rank	TAB	Horse/Jockey	Barrier	Top Speed [km/h]	Fastest Section												Distance Travelled [m]
1	15	HELLAVADANCER Andrew Mallyon	17	64.8 400m	0:11.30 400m	1:25.75 [1] (0:14.18)	1:11.57 [1] (0:11.75)	0:59.82 [1] (0:12.30)	0:47.52 [2] (0:12.38)	0:35.14 [1] (0:11.87)	0:23.27 [1] (0:11.30)	0:35.14					
2	12	TRIBECA STAR Brodie Loy	5	65.7 400m	0:11.16 400m	1:26.01 [2] (0:14.56)	1:11.45 [7] (0:11.90)	0:59.55 [7] (0:12.18)	0:47.37 [7] (0:12.41)	0:34.96 [7] (0:11.79)	0:23.17 [7] (0:11.16)	0:34.96	-5				
3	13	MOONAN ME Casey Waddell	14	64.3 400m	0:11.34 400m	1:26.13 [3] (0:14.46)	1:11.67 [5] (0:11.73)	0:59.94 [5] (0:12.30)	0:47.64 [5] (0:12.25)	0:35.39 [3] (0:11.87)	0:23.52 [2] (0:11.34)	0:35.39	+6				
4	16	SIGOURNEY Cejay Graham	13	64.9 400m	0:11.25 400m	1:26.34 [4] (0:15.10)	1:11.24 [12] (0:11.96)	0:59.28 [12] (0:12.21)	0:47.07 [12] (0:12.25)	0:34.82 [12] (0:11.76)	0:23.06 [12] (0:11.25)	0:34.82	-1				
5	14	READY AZZ EVA Michael Rodd	8	65.0 1200m	0:11.34 400m	1:26.49 [5] (0:14.53)	1:11.96 [6] (0:11.69)	1:00.27 [6] (0:12.31)	0:47.96 [6] (0:12.42)	0:35.54 [6] (0:11.78)	0:23.76 [5] (0:11.34)	0:35.54	+0				
6	5	PATTON Jake Molloy	6	64.6 400m	0:11.34 400m	1:26.66 [6] (0:14.78)	1:11.88 [10] (0:11.96)	0:59.92 [11] (0:12.34)	0:47.58 [11] (0:12.13)	0:35.45 [9] (0:11.82)	0:23.63 [9] (0:11.34)	0:35.45	+0				
7	7	TEXAS Jake Bayliss	12	64.5 400m	0:11.43 400m	1:26.79 [7] (0:14.82)	1:11.97 [11] (0:11.85)	1:00.12 [9] (0:12.20)	0:47.92 [9] (0:12.21)	0:35.71 [8] (0:11.81)	0:23.90 [8] (0:11.43)	0:35.71	+4				
8	1	MICRO Paul Hamblin	11	64.1 400m	0:11.48 400m	1:26.99 [8] (0:14.60)	1:12.39 [8] (0:11.90)	1:00.49 [8] (0:12.36)	0:48.13 [8] (0:12.47)	0:35.66 [10] (0:11.76)	0:23.90 [10] (0:11.48)	0:35.66	-1				
9	17	NICKELBACK Ryan Maloney	9	63.2 400m	0:11.62 400m	1:27.05 [9] (0:14.21)	1:12.84 [2] (0:11.78)	1:01.06 [3] (0:12.36)	0:48.70 [3] (0:12.47)	0:36.23 [4] (0:11.92)	0:24.31 [6] (0:11.62)	0:36.23	+2				
10	10	STORM THE FORTRESS James Orman	4	62.7 Overall	0:11.71 400m	1:27.10 [10] (0:14.23)	1:12.87 [3] (0:11.88)	1:00.99 [4] (0:12.25)	0:48.74 [4] (0:12.46)	0:36.28 [5] (0:11.90)	0:24.38 [4] (0:11.71)	0:36.28	-2				

Scratched: Centrestone (#8), Iring (#9), Petunia (#6), Magic In Me (#18), The Cullinan (#11), Our Rebel (#4)

[] Ranking at each section and finish
 -:-:- No data available at this section
 NA No data available

SCN Saddle cloth number
 DNF Did not finish
 DNT Did not track



Eagle Farm QLD Professional

Race 8: LADBROKE IT! BENCHMARK 72 Handicap - 1400m

20 January 2024 - 16:32



BRISBANE
RACING CLUB

Track Rating: Soft 5, Weather: Overcast, Rail Position: +1m Entire

Section		Overall	1200m	1000m	800m	600m	400m	Last 600m				
Field Times		1:25.75 (0:14.18)	1:11.57 (0:11.75)	0:59.82 (0:12.26)	0:47.56 (0:12.42)	0:35.14 (0:11.87)	0:23.27 (0:11.30)	0:35.14				
Rank	TAB Horse/Jockey	Barrier	Top Speed [km/h]	Fastest Section					Distance Travelled [m]			
11	3 GOOD CHAT Jim Byrne	2	63.2 1200m	0:11.68 1200m	1:27.48 [11] (0:14.26)	1:13.22 [4] (0:11.68)	1:01.54 [2] (0:12.25)	0:49.29 [1] (0:12.49)	0:36.80 [2] (0:11.96)	0:24.84 [3] (0:11.85)	0:36.80	-2
12	2 SIR LAMORAK Jasper Franklin	3	62.8 400m	0:11.68 400m	1:27.49 [12] (0:14.70)	1:12.79 [9] (0:12.03)	1:00.76 [10] (0:12.25)	0:48.51 [10] (0:12.38)	0:36.13 [11] (0:11.91)	0:24.22 [11] (0:11.68)	0:36.13	-5

Scratched: Centrestone (#8), Iring (#9), Petunia (#6), Magic In Me (#18), The Cullinan (#11), Our Rebel (#4)



Eagle Farm QLD Professional

Race 8: LADBROKE IT! BENCHMARK 72 Handicap - 1400m

20 January 2024 - 16:32



BRISBANE
RACING CLUB

Track Rating: Soft 5, Weather: Overcast, Rail Position: +1m Entire

Section				200m				Last 600m	
Field Times				0:11.97 (0:11.97)				0:35.14	
Rank	TAB	Horse/Jockey	Barrier	Top Speed [km/h]	Fastest Section	Margin			Distance Travelled [m]
1	15	HELLAVADANCER Andrew Mallyon	17	64.8 400m	0:11.30 400m	0:11.97 [1] (0:11.97)	1:25.75		0:35.14
2	12	TRIBECA STAR Brodie Loy	5	65.7 400m	0:11.16 400m	0:12.01 [3] (0:12.01)	1.57L		0:34.96 -5
3	13	MOONAN ME Casey Waddell	14	64.3 400m	0:11.34 400m	0:12.18 [2] (0:12.18)	2.25L		0:35.39 +6
4	16	SIGOURNEY Cejay Graham	13	64.9 400m	0:11.25 400m	0:11.81 [10] (0:11.81)	3.48L		0:34.82 -1
5	14	READY AZZ EVA Michael Rodd	8	65.0 1200m	0:11.34 400m	0:12.42 [4] (0:12.42)	4.36L		0:35.54 +0
6	5	PATTON Jake Molloy	6	64.6 400m	0:11.34 400m	0:12.29 [7] (0:12.29)	5.41L		0:35.45 +0
7	7	TEXAS Jake Bayliss	12	64.5 400m	0:11.43 400m	0:12.47 [5] (0:12.47)	6.12L		0:35.71 +4
8	1	MICRO Paul Hamblin	11	64.1 400m	0:11.48 400m	0:12.42 [11] (0:12.42)	7.33L		0:35.66 -1
9	17	NICKELBACK Ryan Maloney	9	63.2 400m	0:11.62 400m	0:12.69 [6] (0:12.69)	7.68L		0:36.23 +2
10	10	STORM THE FORTRESS James Orman	4	62.7 Overall	0:11.71 400m	0:12.67 [8] (0:12.67)	7.94L		0:36.28 -2

Scratched: Centrestone (#8), Iring (#9), Petunia (#6), Magic In Me (#18), The Cullinan (#11), Our Rebel (#4)

Report Created: Sat 20 January 2024 17:04 GMT+1 (Note: Timing is based on position data)

Page 3/16

[] Ranking at each section and finish
 -:-:- No data available at this section
 NA No data available

SCN Saddle cloth number
 DNF Did not finish
 DNT Did not track

data processed by  TRIPLESDATA



Eagle Farm QLD Professional

Race 8: LADBROKE IT! BENCHMARK 72 Handicap - 1400m

20 January 2024 - 16:32



BRISBANE
RACING CLUB

Track Rating: Soft 5, Weather: Overcast, Rail Position: +1m Entire

Section				200m				Last 600m	
Field Times				0:11.97 (0:11.97)				0:35.14	
Rank	TAB	Horse/Jockey	Barrier	Top Speed [km/h]	Fastest Section	Margin			Distance Travelled [m]
11	3	GOOD CHAT Jim Byrne	2	63.2 1200m	0:11.68 1200m (0:12.99)	0:12.99 [9] (0:12.99)	10.2L		0:36.80 -2
12	2	SIR LAMORAK Jasper Franklin	3	62.8 400m	0:11.68 400m (0:12.54)	0:12.54 [12] (0:12.54)	10.25L		0:36.13 -5

Scratched: Centrestone (#8), Iring (#9), Petunia (#6), Magic In Me (#18), The Cullinan (#11), Our Rebel (#4)

[] Ranking at each section and finish
 -:-:- No data available at this section
 NA No data available

SCN Saddle cloth number
 DNF Did not finish
 DNT Did not track



Horse/Jockey Name	Hellavadancer
Final Rank	1
Fastest Section Time (Section)	0:11.30 (400m)
Top Speed [km/h] (Section)	64.8 (400m)
Race State	Finished



Eagle Farm QLD Professional

Race 8: LADBROKE IT! BENCHMARK 72 Handicap - 1400m

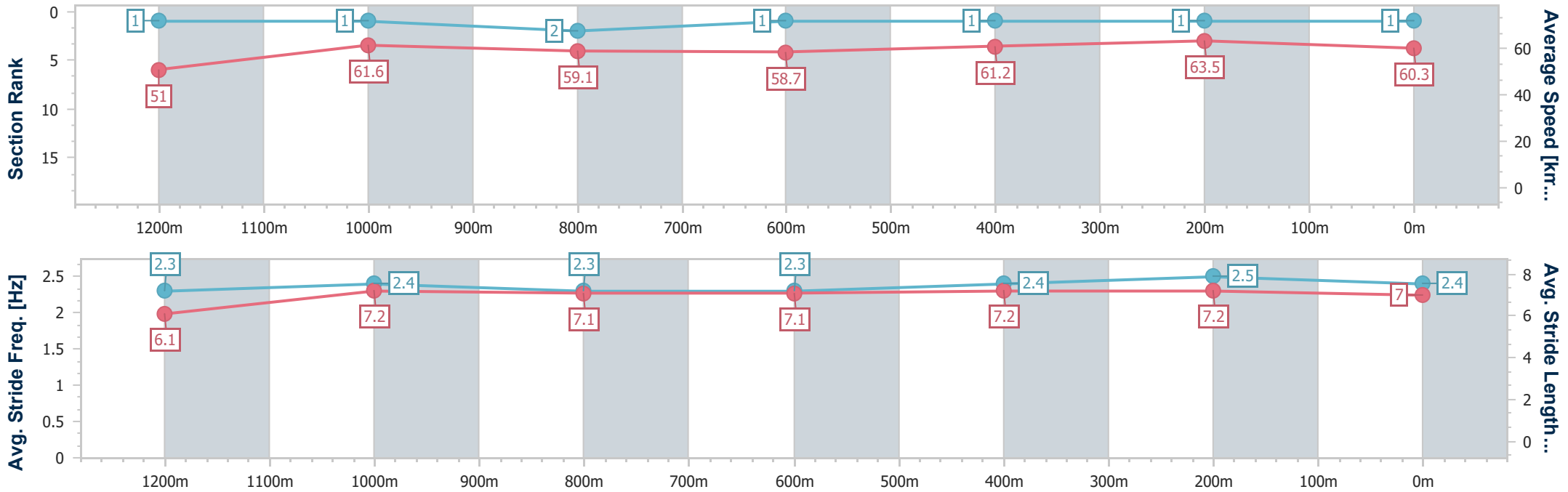
20 January 2024 - 16:32

Track Rating: Soft 5, Weather: Overcast, Rail Position: +1m Entire



BRISBANE RACING CLUB

Section	Overall	1200m	1000m	800m	600m	400m	200m
Section Times	1:25.75 [1] (0:14.18)	1:11.57 [1] (0:11.75)	0:59.82 [1] (0:12.30)	0:47.52 [2] (0:12.38)	0:35.14 [1] (0:11.87)	0:23.27 [1] (0:11.30)	0:11.97 [1] (0:11.97)
Average Speed [km/h]	51.0	61.6	59.1	58.7	61.2	63.5	60.3
Top Speed [km/h]	63.0	63.1	61.2	59.8	63.8	64.8	62.6
Avg. Dist. to Rail [m]	8.4	4.0	2.7	1.4	1.6	4.8	5.2
Avg. Stride Freq. [Hz]	2.3	2.4	2.3	2.3	2.4	2.5	2.4
Avg. Stride Length [m]	6.1	7.2	7.1	7.1	7.2	7.2	7.0



- [] Ranking at each section and finish
- .-.- No data available at this section
- NA No data available



Horse/Jockey Name	Tribeca Star
Final Rank	2
Fastest Section Time (Section)	0:11.16 (400m)
Top Speed [km/h] (Section)	65.7 (400m)
Race State	Finished



Eagle Farm QLD Professional

Race 8: LADBROKE IT! BENCHMARK 72 Handicap - 1400m

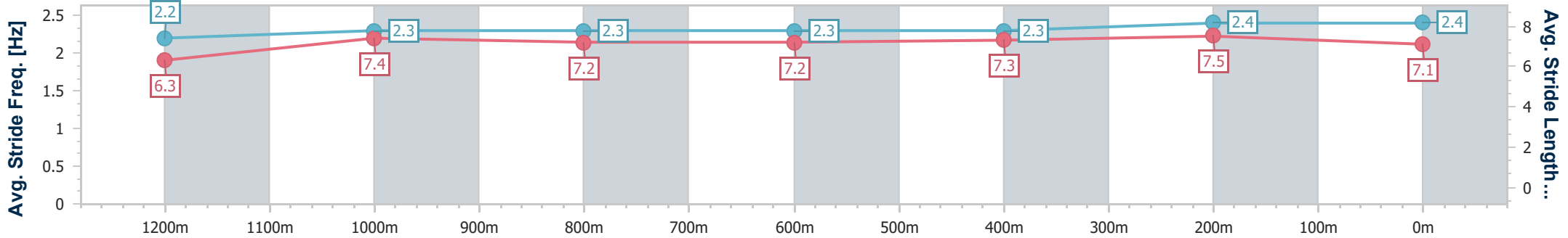
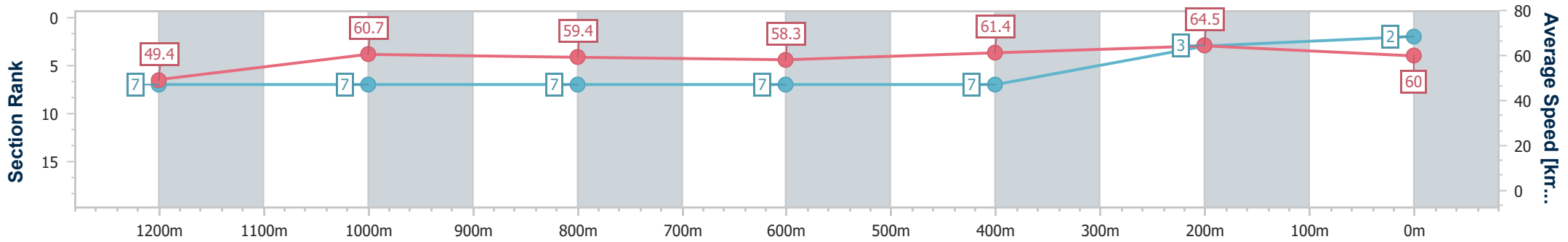
20 January 2024 - 16:32

Track Rating: Soft 5, Weather: Overcast, Rail Position: +1m Entire



BRISBANE RACING CLUB

Section	Overall	1200m	1000m	800m	600m	400m	200m
Section Times	1:26.01 [2] (0:14.56)	1:11.45 [7] (0:11.90)	0:59.55 [7] (0:12.18)	0:47.37 [7] (0:12.41)	0:34.96 [7] (0:11.79)	0:23.17 [7] (0:11.16)	0:12.01 [3]
Average Speed [km/h]	49.4	60.7	59.4	58.3	61.4	64.5	60.0
Top Speed [km/h]	61.8	61.8	60.9	59.3	63.8	65.7	63.1
Avg. Dist. to Rail [m]	2.2	2.6	1.5	1.1	0.9	4.6	6.6
Avg. Stride Freq. [Hz]	2.2	2.3	2.3	2.3	2.3	2.4	2.4
Avg. Stride Length [m]	6.3	7.4	7.2	7.2	7.3	7.5	7.1



- [] Ranking at each section and finish
- .-.- No data available at this section
- NA No data available



Horse/Jockey Name	Moonan Me
Final Rank	3
Fastest Section Time (Section)	0:11.34 (400m)
Top Speed [km/h] (Section)	64.3 (400m)
Race State	Finished



Eagle Farm QLD Professional

Race 8: LADBROKE IT! BENCHMARK 72 Handicap - 1400m

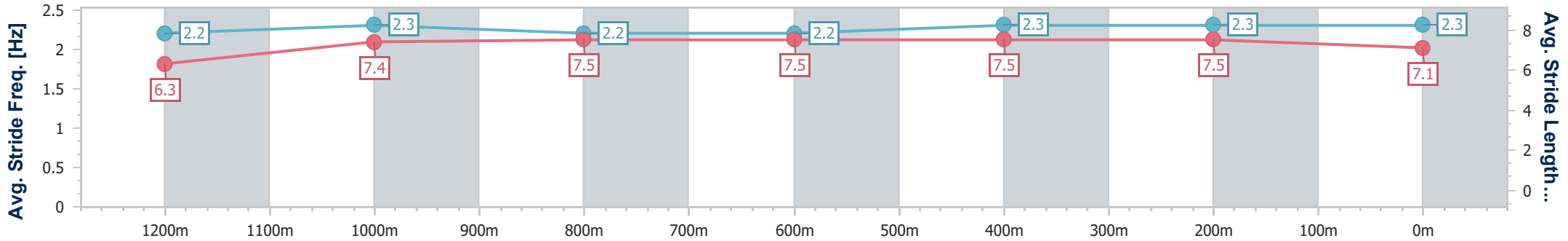
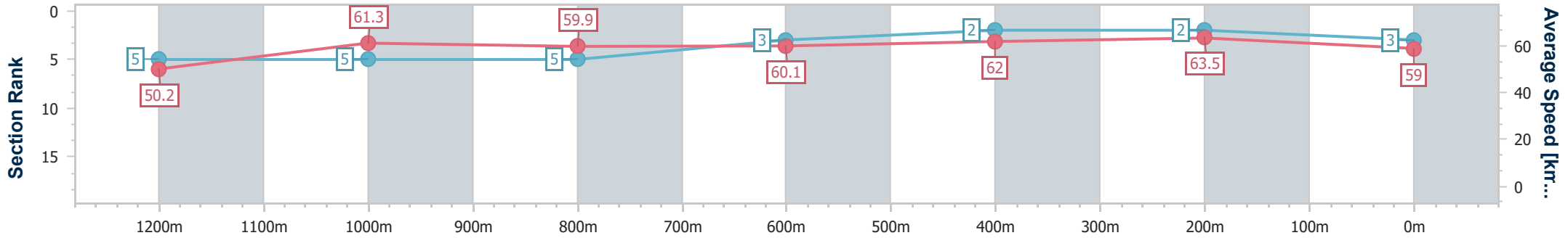
20 January 2024 - 16:32

Track Rating: Soft 5, Weather: Overcast, Rail Position: +1m Entire



BRISBANE RACING CLUB

Section	Overall	1200m	1000m	800m	600m	400m	200m
Section Times	1:26.13 [3] (0:14.46)	1:11.67 [5] (0:11.73)	0:59.94 [5] (0:12.30)	0:47.64 [5] (0:12.25)	0:35.39 [3] (0:11.87)	0:23.52 [2] (0:11.34)	0:12.18 [2] (0:12.18)
Average Speed [km/h]	50.2	61.3	59.9	60.1	62.0	63.5	59.0
Top Speed [km/h]	63.0	63.2	61.3	60.6	63.9	64.3	62.0
Avg. Dist. to Rail [m]	7.5	5.3	4.4	4.5	4.4	7.0	6.7
Avg. Stride Freq. [Hz]	2.2	2.3	2.2	2.2	2.3	2.3	2.3
Avg. Stride Length [m]	6.3	7.4	7.5	7.5	7.5	7.5	7.1



- [] Ranking at each section and finish
- .-.- No data available at this section
- NA No data available



Horse/Jockey Name	Sigourney
Final Rank	4
Fastest Section Time (Section)	0:11.25 (400m)
Top Speed [km/h] (Section)	64.9 (400m)
Race State	Finished



Eagle Farm QLD Professional

Race 8: LADBROKE IT! BENCHMARK 72 Handicap - 1400m

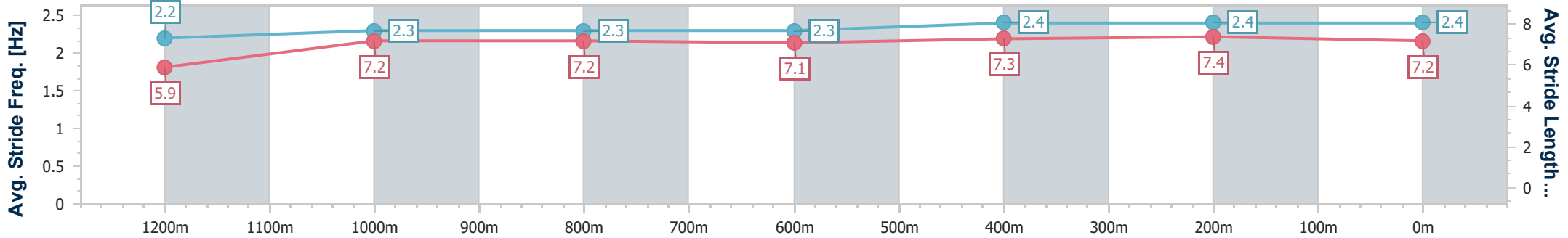
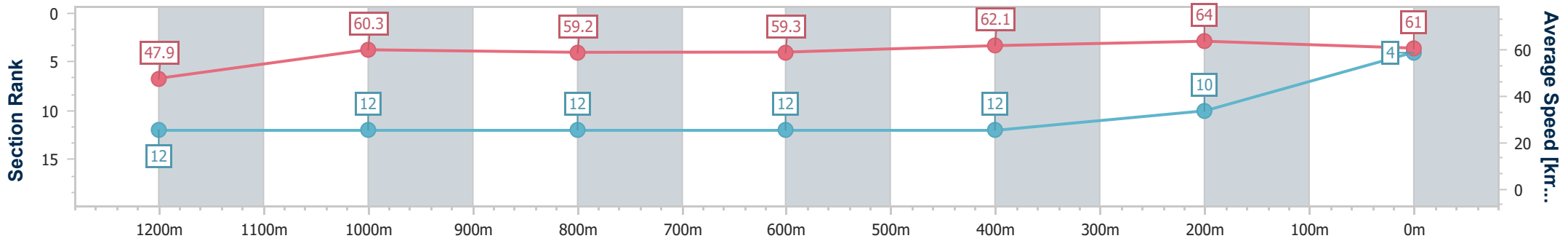
20 January 2024 - 16:32

Track Rating: Soft 5, Weather: Overcast, Rail Position: +1m Entire



BRISBANE RACING CLUB

Section	Overall	1200m	1000m	800m	600m	400m	200m
Section Times	1:26.34 [4] (0:15.10)	1:11.24 [12] (0:11.96)	0:59.28 [12] (0:12.21)	0:47.07 [12] (0:12.25)	0:34.82 [12] (0:11.76)	0:23.06 [12] (0:11.25)	0:11.81 [10] (0:11.81)
Average Speed [km/h]	47.9	60.3	59.2	59.3	62.1	64.0	61.0
Top Speed [km/h]	60.4	61.2	62.5	62.4	64.3	64.9	62.9
Avg. Dist. to Rail [m]	6.5	2.1	1.0	2.0	2.9	8.8	10.9
Avg. Stride Freq. [Hz]	2.2	2.3	2.3	2.3	2.4	2.4	2.4
Avg. Stride Length [m]	5.9	7.2	7.2	7.1	7.3	7.4	7.2



- [] Ranking at each section and finish
- .-.- No data available at this section
- NA No data available



Horse/Jockey Name	Ready Azz Eva
Final Rank	5
Fastest Section Time (Section)	0:11.34 (400m)
Top Speed [km/h] (Section)	65.0 (1200m)
Race State	Finished

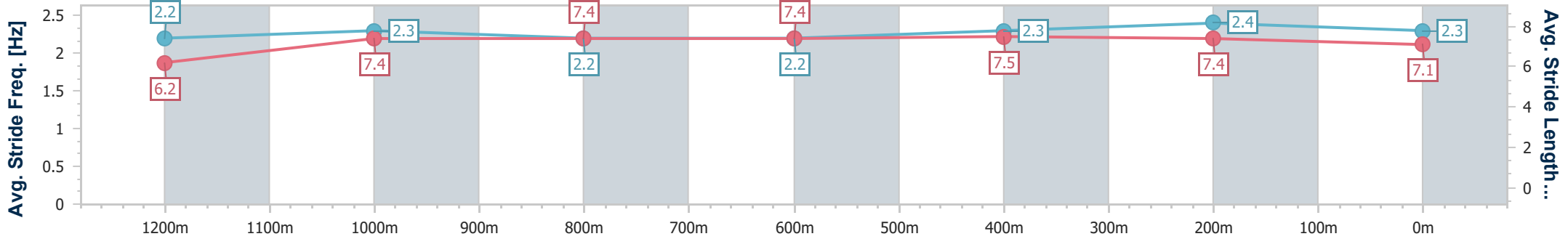
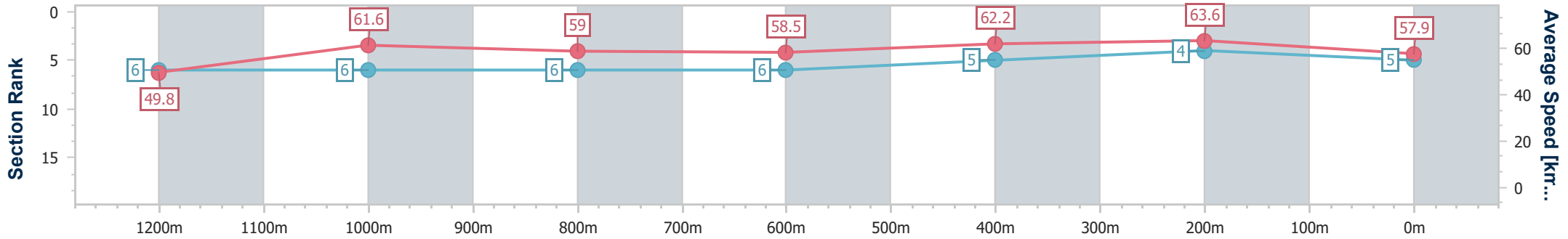


Eagle Farm QLD Professional
 Race 8: LADBROKE IT! BENCHMARK 72 Handicap - 1400m
 20 January 2024 - 16:32
 Track Rating: Soft 5, Weather: Overcast, Rail Position: +1m Entire



BRISBANE
 RACING CLUB

Section	Overall	1200m	1000m	800m	600m	400m	200m
Section Times	1:26.49 [5] (0:14.53)	1:11.96 [6] (0:11.69)	1:00.27 [6] (0:12.31)	0:47.96 [6] (0:12.42)	0:35.54 [6] (0:11.78)	0:23.76 [5] (0:11.34)	0:12.42 [4] (0:12.42)
Average Speed [km/h]	49.8	61.6	59.0	58.5	62.2	63.6	57.9
Top Speed [km/h]	62.4	65.0	60.5	60.3	63.6	64.9	61.6
Avg. Dist. to Rail [m]	3.4	2.4	1.8	2.0	3.5	8.8	9.6
Avg. Stride Freq. [Hz]	2.2	2.3	2.2	2.2	2.3	2.4	2.3
Avg. Stride Length [m]	6.2	7.4	7.4	7.4	7.5	7.4	7.1



- [] Ranking at each section and finish
- .-.- No data available at this section
- NA No data available



Horse/Jockey Name	Patton
Final Rank	6
Fastest Section Time (Section)	0:11.34 (400m)
Top Speed [km/h] (Section)	64.6 (400m)
Race State	Finished



Eagle Farm QLD Professional

Race 8: LADBROKE IT! BENCHMARK 72 Handicap - 1400m

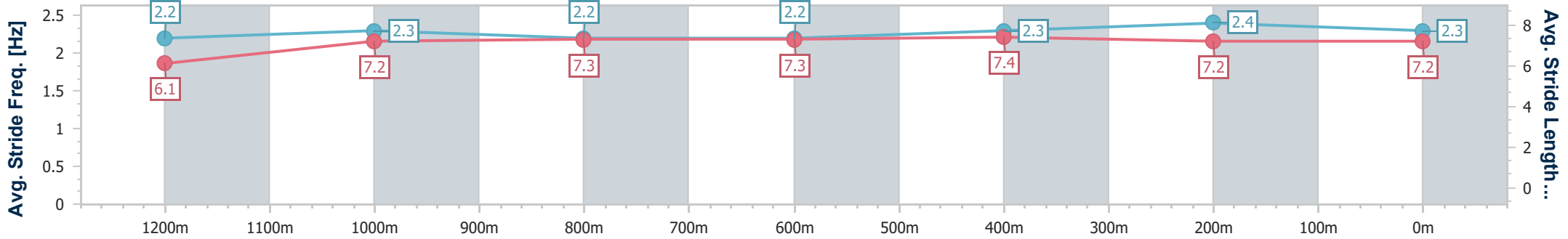
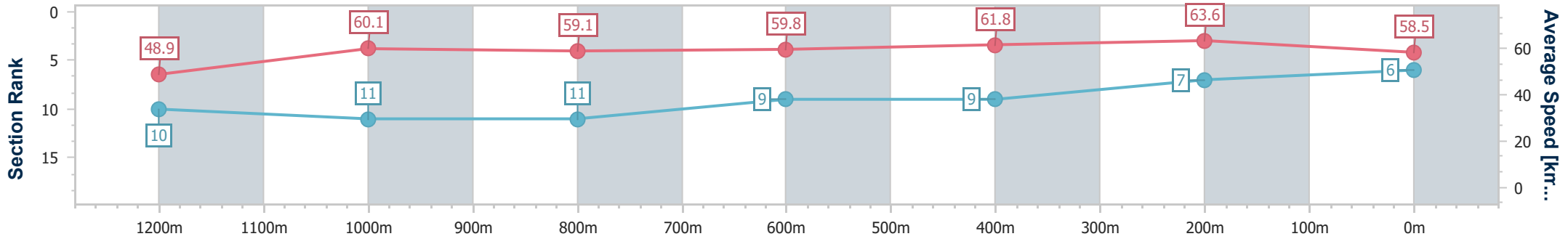
20 January 2024 - 16:32

Track Rating: Soft 5, Weather: Overcast, Rail Position: +1m Entire



BRISBANE RACING CLUB

Section	Overall	1200m	1000m	800m	600m	400m	200m
Section Times	1:26.66 [6] (0:14.78)	1:11.88 [10] (0:11.96)	0:59.92 [11] (0:12.34)	0:47.58 [11] (0:12.13)	0:35.45 [9] (0:11.82)	0:23.63 [9] (0:11.34)	0:12.29 [7] (0:12.29)
Average Speed [km/h]	48.9	60.1	59.1	59.8	61.8	63.6	58.5
Top Speed [km/h]	60.8	61.6	62.1	61.5	63.9	64.6	62.1
Avg. Dist. to Rail [m]	2.5	2.8	2.2	1.9	3.0	7.8	8.2
Avg. Stride Freq. [Hz]	2.2	2.3	2.2	2.2	2.3	2.4	2.3
Avg. Stride Length [m]	6.1	7.2	7.3	7.3	7.4	7.2	7.2



- [] Ranking at each section and finish
- .-.- No data available at this section
- NA No data available



Horse/Jockey Name	Texas
Final Rank	7
Fastest Section Time (Section)	0:11.43 (400m)
Top Speed [km/h] (Section)	64.5 (400m)
Race State	Finished

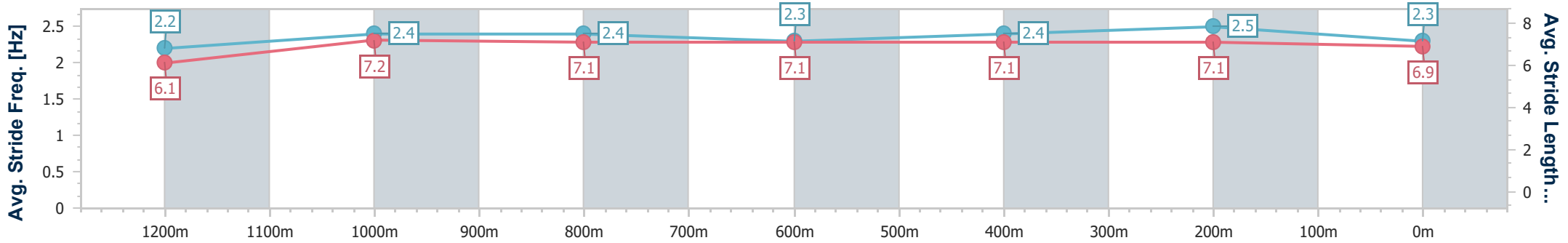
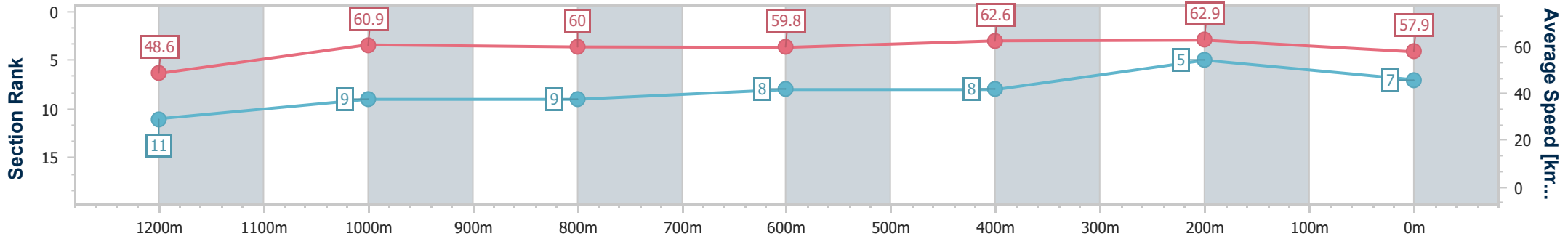


Eagle Farm QLD Professional
 Race 8: LADBROKE IT! BENCHMARK 72 Handicap - 1400m
 20 January 2024 - 16:32
 Track Rating: Soft 5, Weather: Overcast, Rail Position: +1m Entire



BRISBANE
RACING CLUB

Section	Overall	1200m	1000m	800m	600m	400m	200m
Section Times	1:26.79 [7] (0:14.82)	1:11.97 [11] (0:11.85)	1:00.12 [9] (0:12.20)	0:47.92 [9] (0:12.21)	0:35.71 [8] (0:11.81)	0:23.90 [8] (0:11.43)	0:12.47 [5] (0:12.47)
Average Speed [km/h]	48.6	60.9	60.0	59.8	62.6	62.9	57.9
Top Speed [km/h]	61.3	61.8	61.5	60.9	64.4	64.5	60.4
Avg. Dist. to Rail [m]	5.1	3.8	3.5	2.9	4.7	10.0	9.4
Avg. Stride Freq. [Hz]	2.2	2.4	2.4	2.3	2.4	2.5	2.3
Avg. Stride Length [m]	6.1	7.2	7.1	7.1	7.1	7.1	6.9



- [] Ranking at each section and finish
- .-.- No data available at this section
- NA No data available



Horse/Jockey Name	Micro
Final Rank	8
Fastest Section Time (Section)	0:11.48 (400m)
Top Speed [km/h] (Section)	64.1 (400m)
Race State	Finished



Eagle Farm QLD Professional

Race 8: LADBROKE IT! BENCHMARK 72 Handicap - 1400m

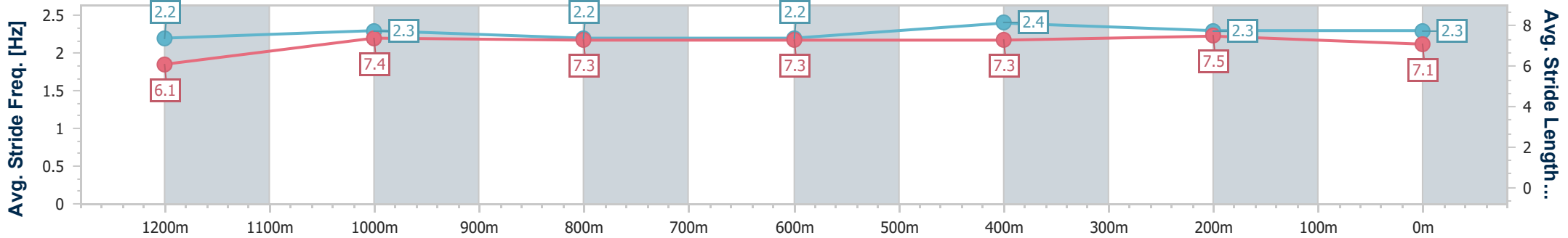
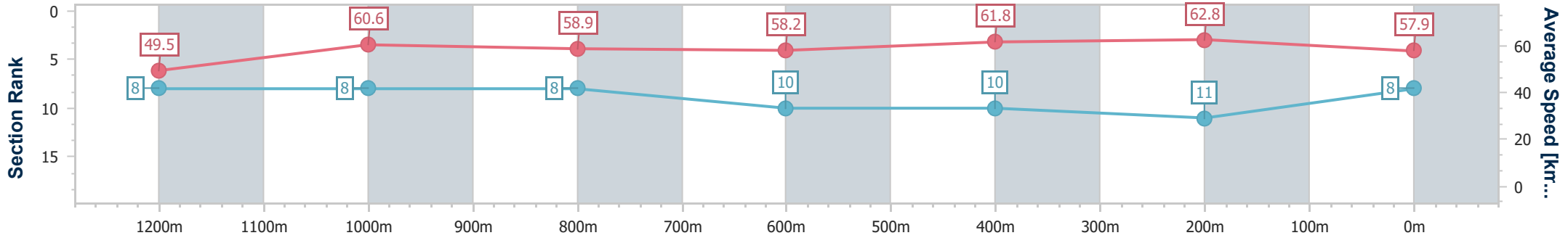
20 January 2024 - 16:32

Track Rating: Soft 5, Weather: Overcast, Rail Position: +1m Entire



BRISBANE RACING CLUB

Section	Overall	1200m	1000m	800m	600m	400m	200m
Section Times	1:26.99 [8] (0:14.60)	1:12.39 [8] (0:11.90)	1:00.49 [8] (0:12.36)	0:48.13 [8] (0:12.47)	0:35.66 [10] (0:11.76)	0:23.90 [10] (0:11.48)	0:12.42 [11] (0:12.42)
Average Speed [km/h]	49.5	60.6	58.9	58.2	61.8	62.8	57.9
Top Speed [km/h]	61.6	62.4	60.4	60.9	63.9	64.1	60.0
Avg. Dist. to Rail [m]	4.5	3.0	2.2	2.0	1.9	5.6	4.5
Avg. Stride Freq. [Hz]	2.2	2.3	2.2	2.2	2.4	2.3	2.3
Avg. Stride Length [m]	6.1	7.4	7.3	7.3	7.3	7.5	7.1



- [] Ranking at each section and finish
- .-.- No data available at this section
- NA No data available



Horse/Jockey Name	Nickelback
Final Rank	9
Fastest Section Time (Section)	0:11.62 (400m)
Top Speed [km/h] (Section)	63.2 (400m)
Race State	Finished

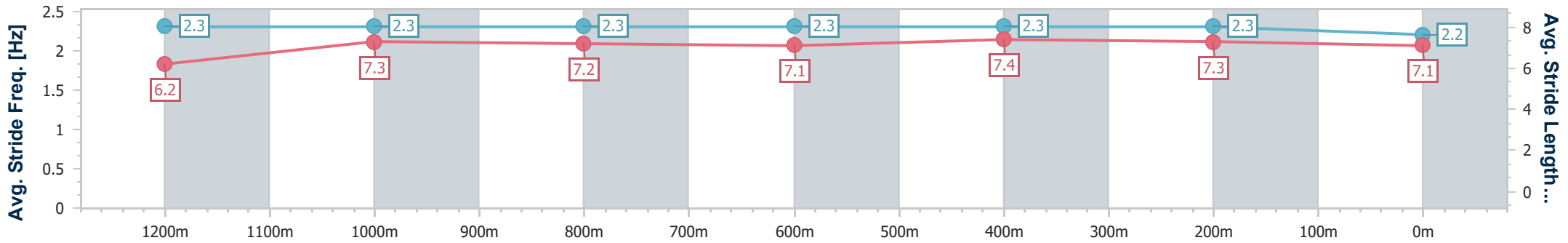
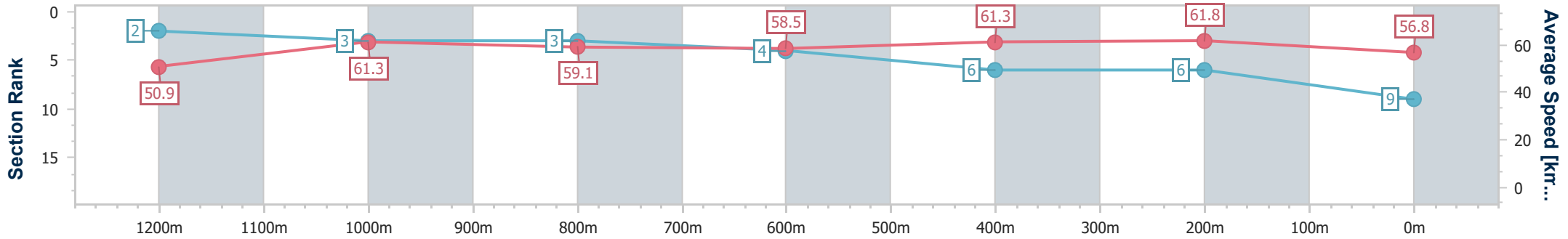


Eagle Farm QLD Professional
 Race 8: LADBROKE IT! BENCHMARK 72 Handicap - 1400m
 20 January 2024 - 16:32
 Track Rating: Soft 5, Weather: Overcast, Rail Position: +1m Entire



BRISBANE
 RACING CLUB

Section	Overall	1200m	1000m	800m	600m	400m	200m
Section Times	1:27.05 [9] (0:14.21)	1:12.84 [2] (0:11.78)	1:01.06 [3] (0:12.36)	0:48.70 [3] (0:12.47)	0:36.23 [4] (0:11.92)	0:24.31 [6] (0:11.62)	0:12.69 [6] (0:12.69)
Average Speed [km/h]	50.9	61.3	59.1	58.5	61.3	61.8	56.8
Top Speed [km/h]	62.4	63.0	60.1	59.5	63.1	63.2	59.8
Avg. Dist. to Rail [m]	3.8	2.6	2.9	3.2	2.6	5.8	5.9
Avg. Stride Freq. [Hz]	2.3	2.3	2.3	2.3	2.3	2.3	2.2
Avg. Stride Length [m]	6.2	7.3	7.2	7.1	7.4	7.3	7.1



- [] Ranking at each section and finish
- .-.- No data available at this section
- NA No data available



Horse/Jockey Name	Storm The Fortress
Final Rank	10
Fastest Section Time (Section)	0:11.71 (400m)
Top Speed [km/h] (Section)	62.7 (Overall)
Race State	Finished



Eagle Farm QLD Professional

Race 8: LADBROKE IT! BENCHMARK 72 Handicap - 1400m

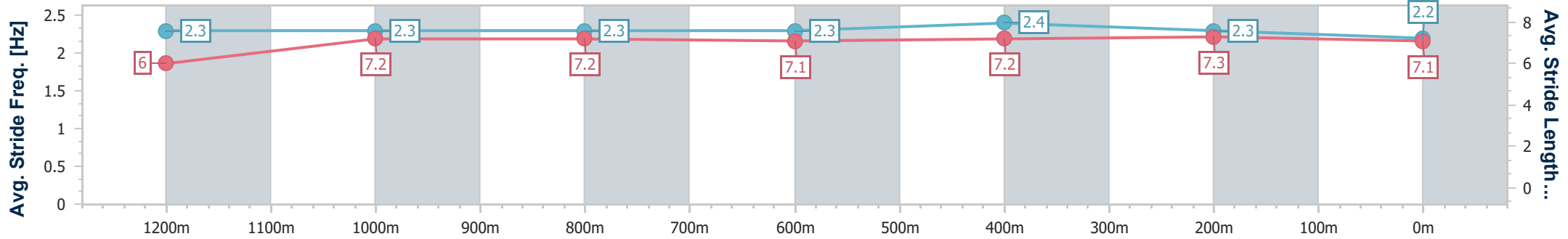
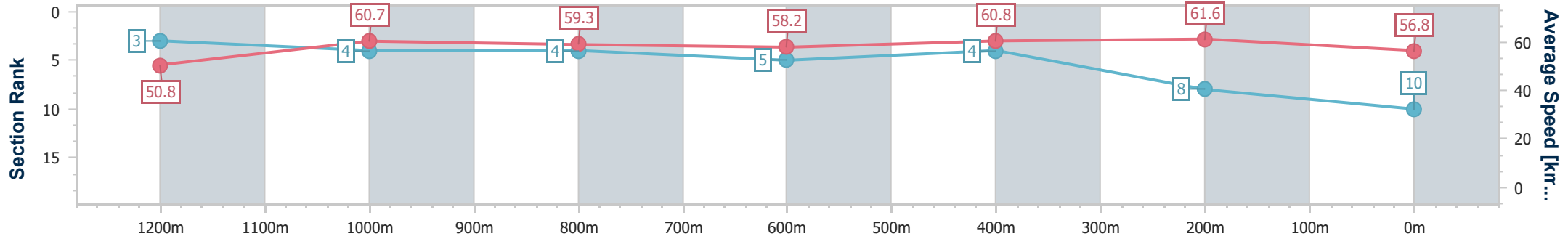
20 January 2024 - 16:32

Track Rating: Soft 5, Weather: Overcast, Rail Position: +1m Entire



BRISBANE RACING CLUB

Section	Overall	1200m	1000m	800m	600m	400m	200m
Section Times	1:27.10 [10] (0:14.23)	1:12.87 [3] (0:11.88)	1:00.99 [4] (0:12.25)	0:48.74 [4] (0:12.46)	0:36.28 [5] (0:11.90)	0:24.38 [4] (0:11.71)	0:12.67 [8] (0:12.67)
Average Speed [km/h]	50.8	60.7	59.3	58.2	60.8	61.6	56.8
Top Speed [km/h]	62.7	61.3	60.3	59.4	62.1	62.4	59.9
Avg. Dist. to Rail [m]	1.5	2.2	1.7	1.8	1.2	2.1	2.5
Avg. Stride Freq. [Hz]	2.3	2.3	2.3	2.3	2.4	2.3	2.2
Avg. Stride Length [m]	6.0	7.2	7.2	7.1	7.2	7.3	7.1



- [] Ranking at each section and finish
- .-.- No data available at this section
- NA No data available



Horse/Jockey Name	Good Chat
Final Rank	11
Fastest Section Time (Section)	0:11.68 (1200m)
Top Speed [km/h] (Section)	63.2 (1200m)
Race State	Finished



Eagle Farm QLD Professional

Race 8: LADBROKE IT! BENCHMARK 72 Handicap - 1400m

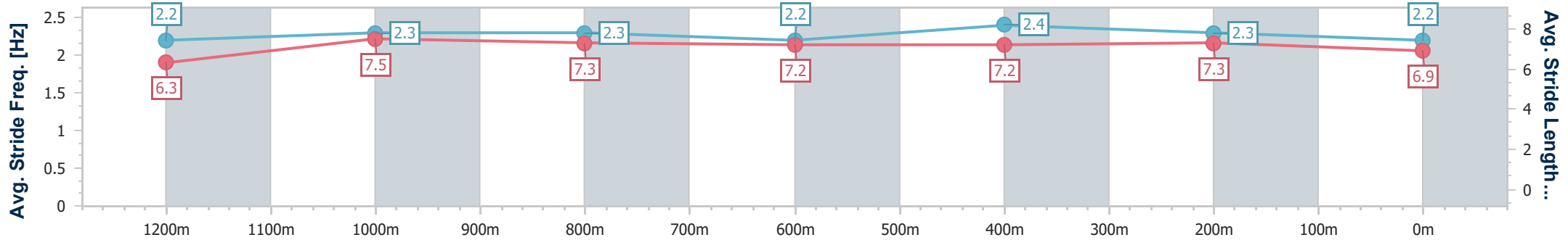
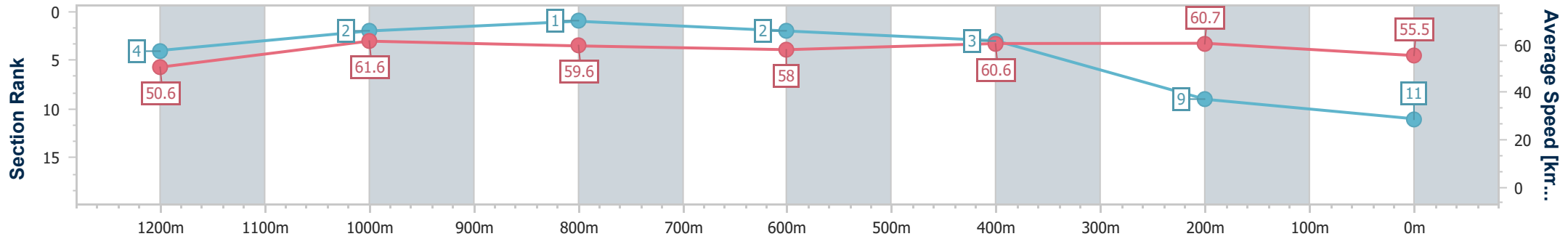
20 January 2024 - 16:32

Track Rating: Soft 5, Weather: Overcast, Rail Position: +1m Entire



BRISBANE RACING CLUB

Section	Overall	1200m	1000m	800m	600m	400m	200m
Section Times	1:27.48 [11] (0:14.26)	1:13.22 [4] (0:11.68)	1:01.54 [2] (0:12.25)	0:49.29 [1] (0:12.49)	0:36.80 [2] (0:11.96)	0:24.84 [3] (0:11.85)	0:12.99 [9] (0:12.99)
Average Speed [km/h]	50.6	61.6	59.6	58.0	60.6	60.7	55.5
Top Speed [km/h]	62.0	63.2	60.5	59.2	61.8	61.8	58.7
Avg. Dist. to Rail [m]	1.0	1.8	2.4	1.9	1.2	2.4	1.8
Avg. Stride Freq. [Hz]	2.2	2.3	2.3	2.2	2.4	2.3	2.2
Avg. Stride Length [m]	6.3	7.5	7.3	7.2	7.2	7.3	6.9



- [] Ranking at each section and finish
- .-.- No data available at this section
- NA No data available



Horse/Jockey Name	Sir Lamorak
Final Rank	12
Fastest Section Time (Section)	0:11.68 (400m)
Top Speed [km/h] (Section)	62.8 (400m)
Race State	Finished

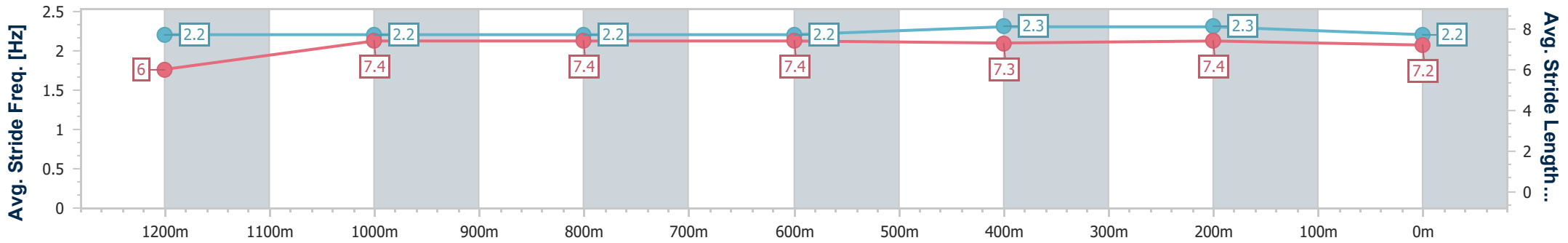
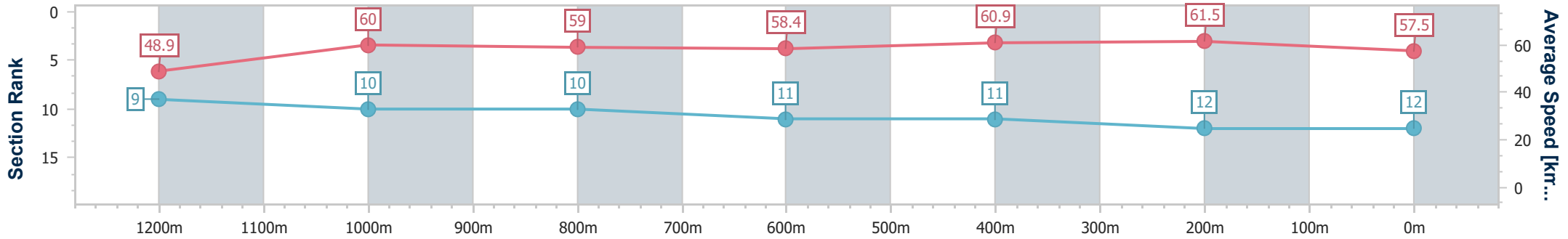


Eagle Farm QLD Professional
 Race 8: LADBROKE IT! BENCHMARK 72 Handicap - 1400m
 20 January 2024 - 16:32
 Track Rating: Soft 5, Weather: Overcast, Rail Position: +1m Entire



BRISBANE
RACING CLUB

Section	Overall	1200m	1000m	800m	600m	400m	200m
Section Times	1:27.49 [12] (0:14.70)	1:12.79 [9] (0:12.03)	1:00.76 [10] (0:12.25)	0:48.51 [10] (0:12.38)	0:36.13 [11] (0:11.91)	0:24.22 [11] (0:11.68)	0:12.54 [12] (0:12.54)
Average Speed [km/h]	48.9	60.0	59.0	58.4	60.9	61.5	57.5
Top Speed [km/h]	60.4	60.6	61.4	61.4	61.8	62.8	59.8
Avg. Dist. to Rail [m]	0.8	1.0	0.9	1.7	0.7	4.8	7.8
Avg. Stride Freq. [Hz]	2.2	2.2	2.2	2.2	2.3	2.3	2.2
Avg. Stride Length [m]	6.0	7.4	7.4	7.4	7.3	7.4	7.2



- [] Ranking at each section and finish
- .-.- No data available at this section
- NA No data available