



Townsville QLD Professional

Race 2: VALE HOWARD ALFORD OPEN Handicap - 1000m

20 January 2024 - 13:45



Track Rating: Soft 6, Weather: Fine, Rail Position: True Entire Course

Section		Overall						800m		600m		400m		200m		Last 600m		
Field Times		0:56.61 (0:13.30)						0:43.31 (0:10.31)		0:33.00 (0:10.66)		0:22.34 (0:11.00)		0:11.34 (0:11.34)		0:33.00		
Rank	TAB	Horse/Jockey	Barrier	Top Speed [km/h]	Fastest Section	Margin												Distance Travelled [m]
1	1	BOLD TYPE Jason Taylor	4	72.0 800m	0:10.16 800m	0:56.61 [1] (0:13.58)	0:43.03 [2] (0:10.16)	0:32.87 [2] (0:10.58)	0:22.29 [2] (0:10.95)	0:11.34 [1] (0:11.34)	0:56.61		0:32.87					
2	2	LE VIZIR Ryan Wiggins	1	71.3 800m	0:10.36 800m	0:57.03 [2] (0:13.89)	0:43.14 [6] (0:10.36)	0:32.78 [6] (0:10.47)	0:22.31 [5] (0:10.77)	0:11.54 [3] (0:11.54)	2.3L		0:32.78		+4			
3	3	HELL OF A BOY Graham Kliese	3	70.5 600m	0:10.39 800m	0:57.07 [3] (0:13.79)	0:43.28 [5] (0:10.39)	0:32.89 [5] (0:10.56)	0:22.33 [6] (0:11.02)	0:11.31 [6] (0:11.31)	2.5L		0:32.89		+0			
4	6	DUSKY DAMSEL Nathan Thomas	5	72.8 800m	0:10.31 800m	0:57.19 [4] (0:13.30)	0:43.89 [1] (0:10.31)	0:33.58 [1] (0:10.66)	0:22.92 [1] (0:11.20)	0:11.72 [2] (0:11.72)	3L		0:33.58		+0			
5	7	LIGHTHORSE LAD Denicious Smith	6	72.0 800m	0:10.21 800m	0:57.57 [5] (0:13.74)	0:43.83 [4] (0:10.21)	0:33.62 [4] (0:10.54)	0:23.08 [3] (0:11.06)	0:12.02 [4] (0:12.02)	5L		0:33.62		+1			
6	5	ASHTON BLAIR Lacey Morrison	2	71.3 800m	0:10.31 800m	0:57.59 [6] (0:13.62)	0:43.97 [3] (0:10.31)	0:33.66 [3] (0:10.65)	0:23.01 [4] (0:11.03)	0:11.98 [5] (0:11.98)	5.1L		0:33.66		-2			

Scratched: Fanaar (#4)

[] Ranking at each section and finish
 -:-:- No data available at this section
 NA No data available

SCN Saddle cloth number
 DNF Did not finish
 DNT Did not track



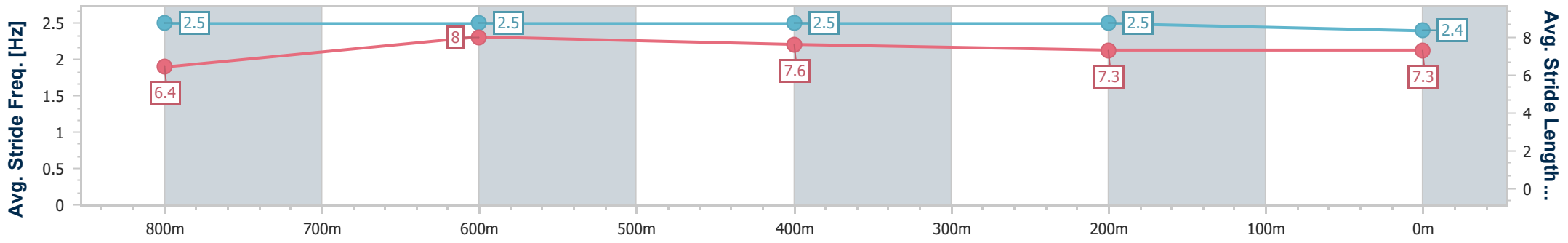
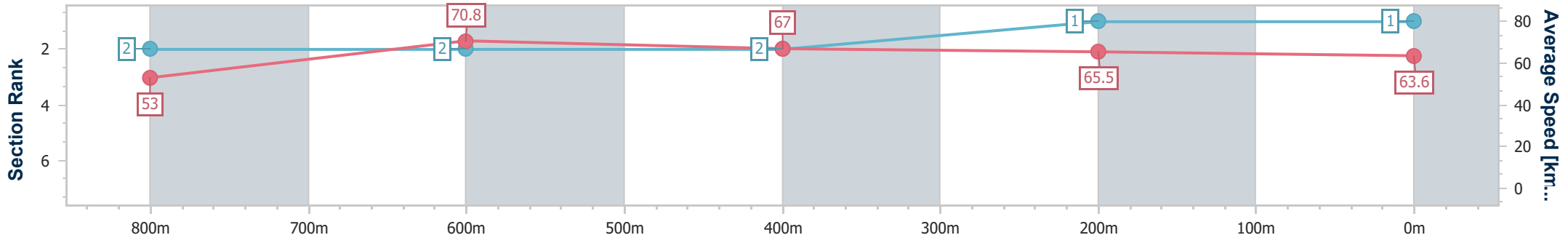
Horse/Jockey Name	Bold Type
Final Rank	1
Fastest Section Time (Section)	0:10.16 (800m)
Top Speed [km/h] (Section)	72.0 (800m)
Race State	Finished



Townsville QLD Professional
 Race 2: VALE HOWARD ALFORD OPEN Handicap - 1000m
 20 January 2024 - 13:45
 Track Rating: Soft 6, Weather: Fine, Rail Position: True Entire Course



Section	Overall	800m	600m	400m	200m
Section Times	0:56.61 [1] (0:13.58)	0:43.03 [2] (0:10.16)	0:32.87 [2] (0:10.58)	0:22.29 [2] (0:10.95)	0:11.34 [1] (0:11.34)
Average Speed [km/h]	53.0	70.8	67.0	65.5	63.6
Top Speed [km/h]	70.6	72.0	69.0	66.6	65.5
Avg. Dist. to Rail [m]	6.1	1.7	2.4	1.4	0.8
Avg. Stride Freq. [Hz]	2.5	2.5	2.5	2.5	2.4
Avg. Stride Length [m]	6.4	8.0	7.6	7.3	7.3



- [] Ranking at each section and finish
- .-.- No data available at this section
- NA No data available



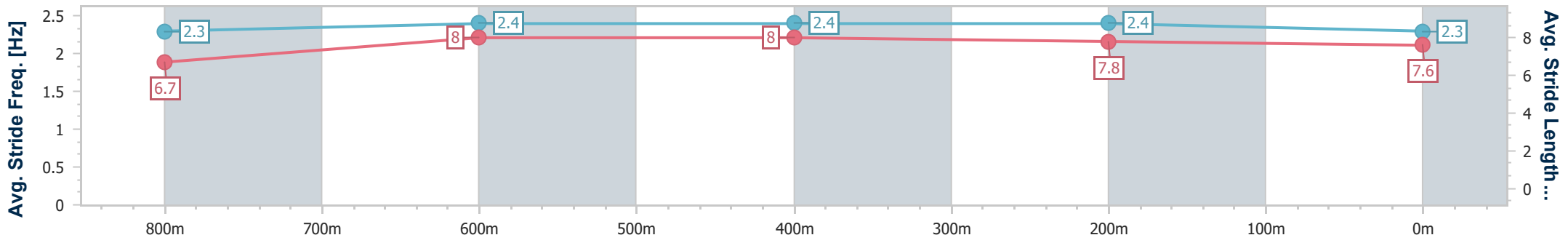
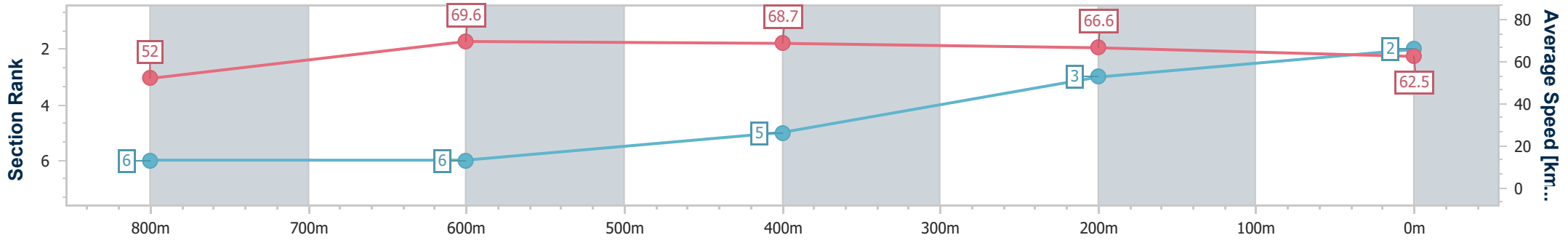
Horse/Jockey Name	Le Vizir
Final Rank	2
Fastest Section Time (Section)	0:10.36 (800m)
Top Speed [km/h] (Section)	71.3 (800m)
Race State	Finished



Townsville QLD Professional
 Race 2: VALE HOWARD ALFORD OPEN Handicap - 1000m
 20 January 2024 - 13:45
 Track Rating: Soft 6, Weather: Fine, Rail Position: True Entire Course



Section	Overall	800m	600m	400m	200m
Section Times	0:57.03 [2] (0:13.89)	0:43.14 [6] (0:10.36)	0:32.78 [6] (0:10.47)	0:22.31 [5] (0:10.77)	0:11.54 [3] (0:11.54)
Average Speed [km/h]	52.0	69.6	68.7	66.6	62.5
Top Speed [km/h]	68.7	71.3	71.3	68.3	64.6
Avg. Dist. to Rail [m]	3.5	0.6	0.3	0.9	1.4
Avg. Stride Freq. [Hz]	2.3	2.4	2.4	2.4	2.3
Avg. Stride Length [m]	6.7	8.0	8.0	7.8	7.6



- [] Ranking at each section and finish
- .-.- No data available at this section
- NA No data available



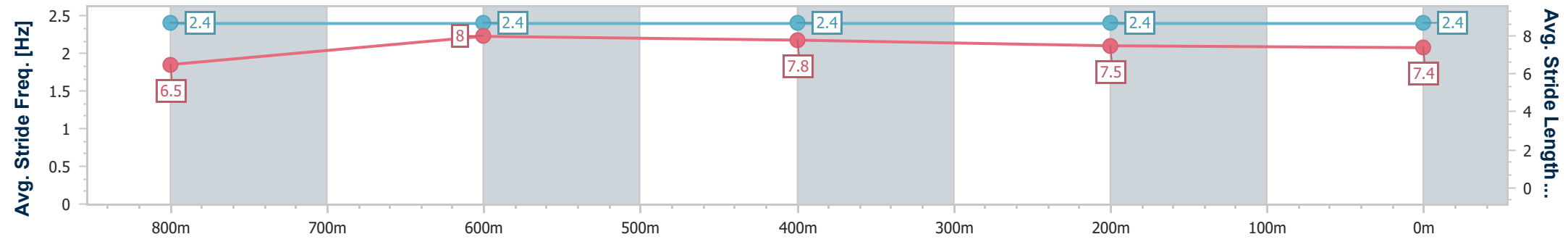
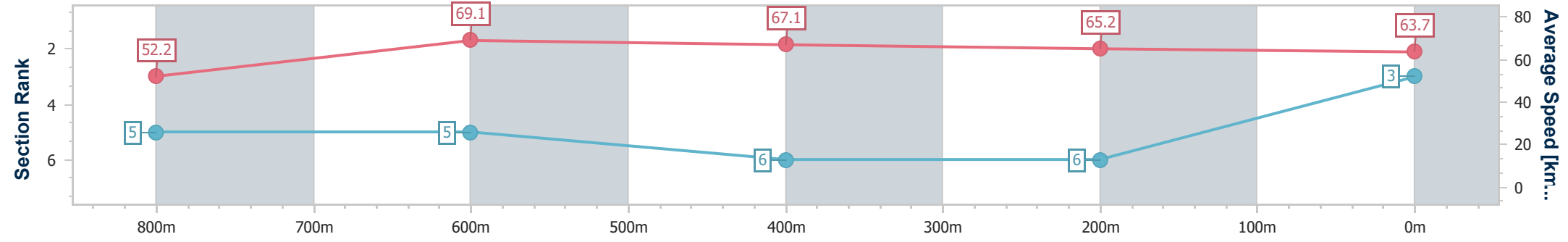
Horse/Jockey Name	Hell Of A Boy
Final Rank	3
Fastest Section Time (Section)	0:10.39 (800m)
Top Speed [km/h] (Section)	70.5 (600m)
Race State	Finished



Townsville QLD Professional
 Race 2: VALE HOWARD ALFORD OPEN Handicap - 1000m
 20 January 2024 - 13:45
 Track Rating: Soft 6, Weather: Fine, Rail Position: True Entire Course



Section	Overall	800m	600m	400m	200m
Section Times	0:57.07 [3] (0:13.79)	0:43.28 [5] (0:10.39)	0:32.89 [5] (0:10.56)	0:22.33 [6] (0:11.02)	0:11.31 [6] (0:11.31)
Average Speed [km/h]	52.2	69.1	67.1	65.2	63.7
Top Speed [km/h]	69.8	70.1	70.5	66.6	65.9
Avg. Dist. to Rail [m]	5.2	1.4	2.8	1.8	3.4
Avg. Stride Freq. [Hz]	2.4	2.4	2.4	2.4	2.4
Avg. Stride Length [m]	6.5	8.0	7.8	7.5	7.4



- [] Ranking at each section and finish
- .-.- No data available at this section
- NA No data available



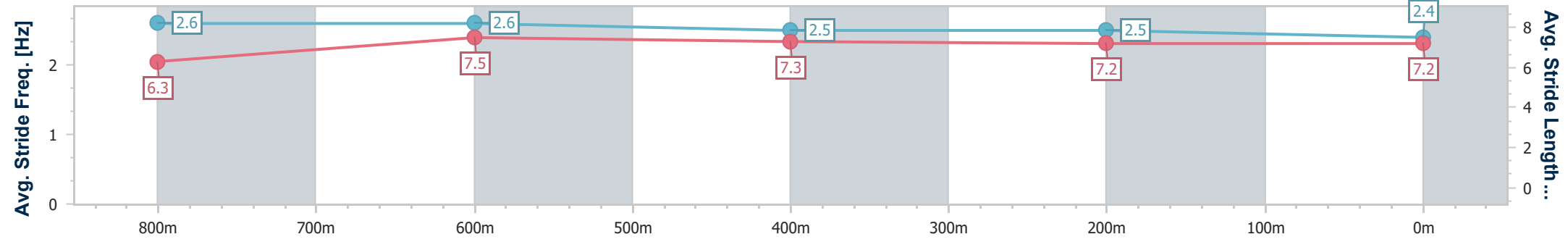
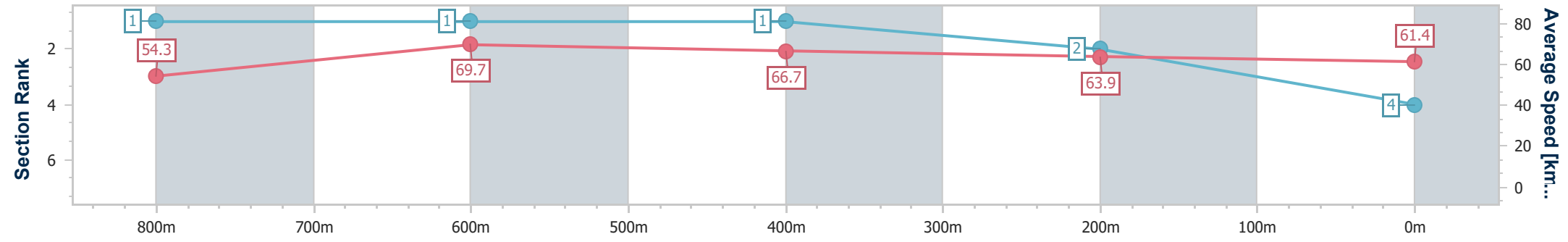
Horse/Jockey Name	Dusky Damsel
Final Rank	4
Fastest Section Time (Section)	0:10.31 (800m)
Top Speed [km/h] (Section)	72.8 (800m)
Race State	Finished



Townsville QLD Professional
 Race 2: VALE HOWARD ALFORD OPEN Handicap - 1000m
 20 January 2024 - 13:45
 Track Rating: Soft 6, Weather: Fine, Rail Position: True Entire Course



Section	Overall	800m	600m	400m	200m
Section Times	0:57.19 [4] (0:13.30)	0:43.89 [1] (0:10.31)	0:33.58 [1] (0:10.66)	0:22.92 [1] (0:11.20)	0:11.72 [2] (0:11.72)
Average Speed [km/h]	54.3	69.7	66.7	63.9	61.4
Top Speed [km/h]	72.2	72.8	67.5	65.1	63.6
Avg. Dist. to Rail [m]	7.3	1.5	2.7	2.6	1.3
Avg. Stride Freq. [Hz]	2.6	2.6	2.5	2.5	2.4
Avg. Stride Length [m]	6.3	7.5	7.3	7.2	7.2



- [] Ranking at each section and finish
- .-.- No data available at this section
- NA No data available



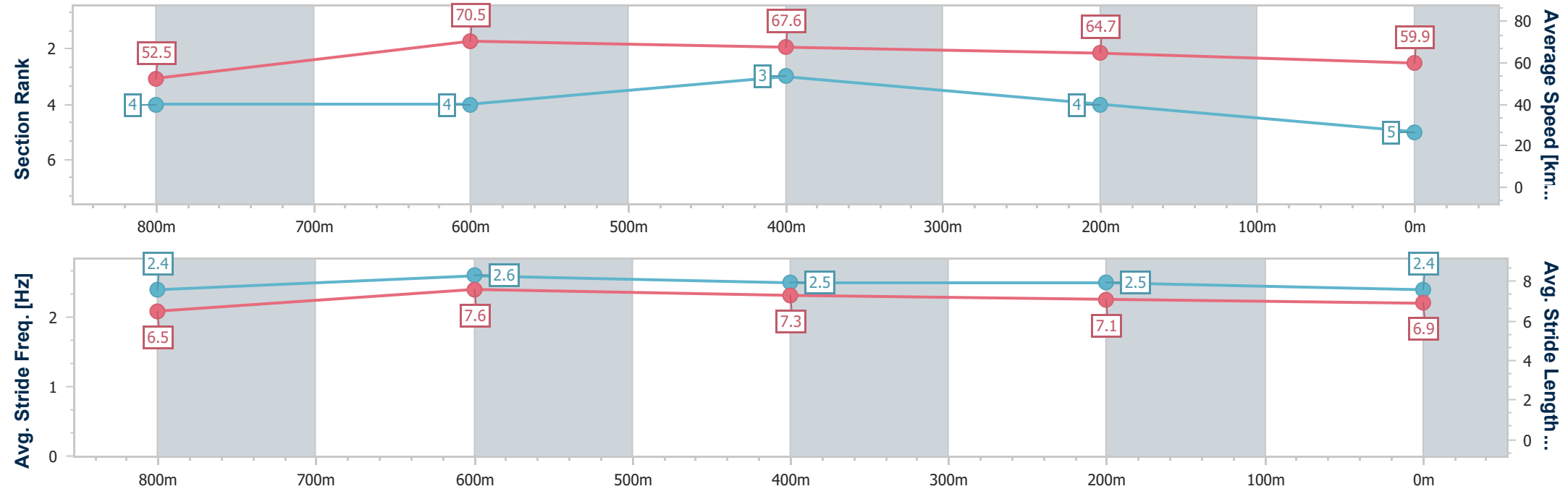
Horse/Jockey Name	Lighthouse Lad
Final Rank	5
Fastest Section Time (Section)	0:10.21 (800m)
Top Speed [km/h] (Section)	72.0 (800m)
Race State	Finished



Townsville QLD Professional
 Race 2: VALE HOWARD ALFORD OPEN Handicap - 1000m
 20 January 2024 - 13:45
 Track Rating: Soft 6, Weather: Fine, Rail Position: True Entire Course



Section	Overall	800m	600m	400m	200m
Section Times	0:57.57 [5] (0:13.74)	0:43.83 [4] (0:10.21)	0:33.62 [4] (0:10.54)	0:23.08 [3] (0:11.06)	0:12.02 [4] (0:12.02)
Average Speed [km/h]	52.5	70.5	67.6	64.7	59.9
Top Speed [km/h]	71.2	72.0	70.1	66.9	62.7
Avg. Dist. to Rail [m]	6.9	1.4	2.2	1.5	1.1
Avg. Stride Freq. [Hz]	2.4	2.6	2.5	2.5	2.4
Avg. Stride Length [m]	6.5	7.6	7.3	7.1	6.9



- [] Ranking at each section and finish
- .-.- No data available at this section
- NA No data available



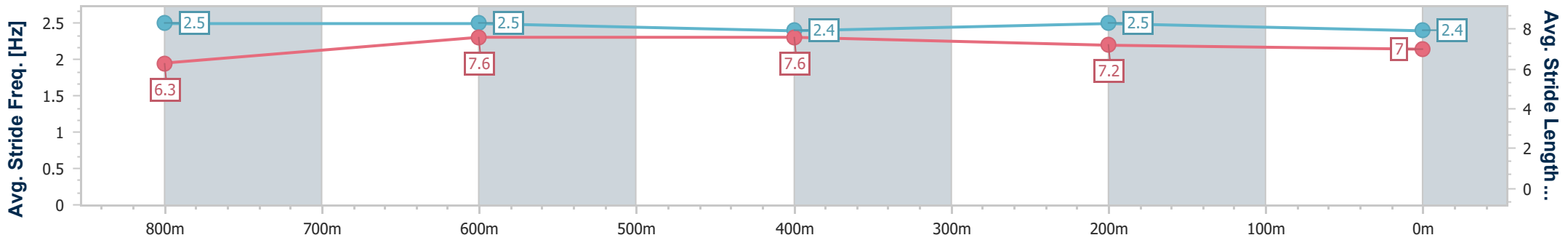
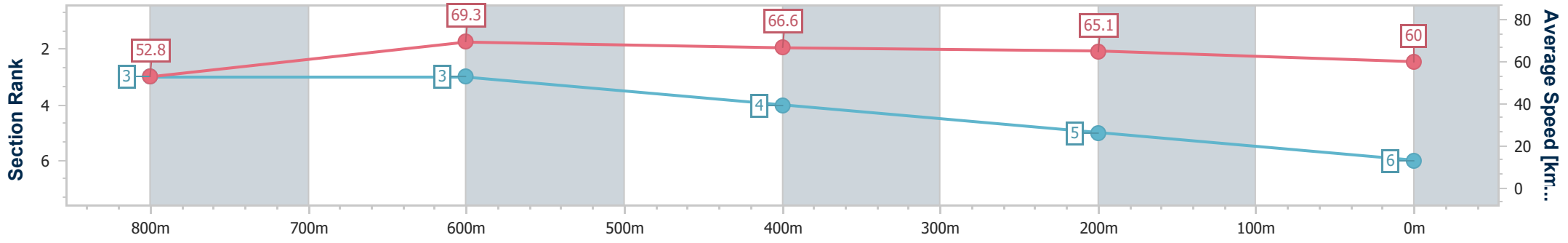
Horse/Jockey Name	Ashton Blair
Final Rank	6
Fastest Section Time (Section)	0:10.31 (800m)
Top Speed [km/h] (Section)	71.3 (800m)
Race State	Finished



Townsville QLD Professional
 Race 2: VALE HOWARD ALFORD OPEN Handicap - 1000m
 20 January 2024 - 13:45
 Track Rating: Soft 6, Weather: Fine, Rail Position: True Entire Course



Section	Overall	800m	600m	400m	200m
Section Times	0:57.59 [6] (0:13.62)	0:43.97 [3] (0:10.31)	0:33.66 [3] (0:10.65)	0:23.01 [4] (0:11.03)	0:11.98 [5] (0:11.98)
Average Speed [km/h]	52.8	69.3	66.6	65.1	60.0
Top Speed [km/h]	70.2	71.3	69.2	66.2	63.7
Avg. Dist. to Rail [m]	3.6	1.8	3.0	2.2	1.1
Avg. Stride Freq. [Hz]	2.5	2.5	2.4	2.5	2.4
Avg. Stride Length [m]	6.3	7.6	7.6	7.2	7.0



- [] Ranking at each section and finish
- .-.- No data available at this section
- NA No data available