



Townsville QLD Professional

Race 3: MITAVITE Class 3 Handicap - 1400m

20 January 2024 - 14:14



Track Rating: Soft 6, Weather: Fine, Rail Position: True Entire Course

Section		Overall	1200m	1000m	800m	600m	400m	Last 600m				
Field Times		1:23.19 (0:13.39)	1:09.80 (0:11.38)	0:58.42 (0:12.00)	0:46.42 (0:11.49)	0:34.93 (0:11.61)	0:23.32 (0:11.44)	0:34.93				
Rank	TAB Horse/Jockey	Barrier	Top Speed [km/h]	Fastest Section	Distance Travelled [m]							
1	2 SEALION Graham Kliese	8	65.5 800m	0:11.15 800m	1:23.19 [1] (0:14.01)	1:09.18 [7] (0:11.40)	0:57.78 [8] (0:11.89)	0:45.89 [4] (0:11.15)	0:34.74 [2] (0:11.42)	0:23.32 [1] (0:11.44)	0:34.74	
2	8 LENNY ROCKET Tessa Townsend	7	65.1 1200m	0:11.32 1200m	1:23.54 [2] (0:13.49)	1:10.05 [2] (0:11.32)	0:58.73 [2] (0:11.96)	0:46.77 [1] (0:11.49)	0:35.28 [1] (0:11.63)	0:23.65 [2] (0:11.60)	0:35.28	-3
3	9 CLOUDY MISS Adrian Layt	5	65.9 800m	0:11.26 400m	1:23.60 [3] (0:14.10)	1:09.50 [9] (0:11.41)	0:58.09 [9] (0:12.33)	0:45.76 [9] (0:11.30)	0:34.46 [8] (0:11.34)	0:23.12 [8] (0:11.26)	0:34.46	-1
4	3 COUNTER COMMAND Lacey Morrison	6	65.4 Overall	0:11.33 800m	1:23.63 [4] (0:13.68)	1:09.95 [5] (0:11.51)	0:58.44 [5] (0:12.37)	0:46.07 [6] (0:11.33)	0:34.74 [6] (0:11.41)	0:23.33 [6] (0:11.45)	0:34.74	-3
5	7 MISS FUBULICIOUS Adam Sewell	4	65.6 Overall	0:11.31 800m	1:23.65 [5] (0:13.65)	1:10.00 [3] (0:11.46)	0:58.54 [4] (0:12.24)	0:46.30 [5] (0:11.31)	0:34.99 [4] (0:11.53)	0:23.46 [4] (0:11.49)	0:34.99	-1
6	1 SIR MAXIMUS Scott Sheargold	9	68.7 Overall	0:11.38 1200m	1:23.67 [6] (0:13.39)	1:10.28 [1] (0:11.38)	0:58.90 [1] (0:12.33)	0:46.57 [2] (0:11.50)	0:35.07 [3] (0:11.49)	0:23.58 [3] (0:11.54)	0:35.07	-4
7	4 MAKE IT FLASHY Dale Evans	3	66.1 1200m	0:11.29 600m	1:23.93 [7] (0:14.07)	1:09.86 [8] (0:11.31)	0:58.55 [7] (0:12.43)	0:46.12 [8] (0:11.46)	0:34.66 [9] (0:11.29)	0:23.37 [9] (0:11.40)	0:34.66	-2
8	5 DAWN STRIKE Jason Taylor	1	64.6 Overall	0:11.36 1200m	1:24.35 [8] (0:13.66)	1:10.69 [4] (0:11.36)	0:59.33 [3] (0:12.24)	0:47.09 [3] (0:11.45)	0:35.64 [5] (0:11.53)	0:24.11 [5] (0:11.83)	0:35.64	-7
9	6 FLUTTERING Denicious Smith	2	65.1 Overall	0:11.30 800m	1:24.36 [9] (0:13.88)	1:10.48 [6] (0:11.44)	0:59.04 [6] (0:12.38)	0:46.66 [7] (0:11.30)	0:35.36 [7] (0:11.41)	0:23.95 [7] (0:11.78)	0:35.36	-6

[] Ranking at each section and finish
 -:-:- No data available at this section
 NA No data available

SCN Saddle cloth number
 DNF Did not finish
 DNT Did not track



Townsville QLD Professional
Race 3: MITAVITE Class 3 Handicap - 1400m
 20 January 2024 - 14:14



Track Rating: Soft 6, Weather: Fine, Rail Position: True Entire Course

Section							200m			Last 600m
Field Times							0:11.88			0:34.93
							(0:11.88)			
Rank	TAB	Horse/Jockey	Barrier	Top Speed [km/h]	Fastest Section	Margin			Distance Travelled [m]	
1	2	SEALION Graham Kliese	8	65.5 800m	0:11.15 800m	0:11.88 [1] (0:11.88)	1:23.19		0:34.74	
2	8	LENNY ROCKET Tessa Townsend	7	65.1 1200m	0:11.32 1200m	0:12.05 [2] (0:12.05)	2L		0:35.28 -3	
3	9	CLOUDY MISS Adrian Layt	5	65.9 800m	0:11.26 400m	0:11.86 [5] (0:11.86)	2.3L		0:34.46 -1	
4	3	COUNTER COMMAND Lacey Morrison	6	65.4 Overall	0:11.33 800m	0:11.88 [6] (0:11.88)	2.4L		0:34.74 -3	
5	7	MISS FUBULICIOUS Adam Sewell	4	65.6 Overall	0:11.31 800m	0:11.97 [4] (0:11.97)	2.5L		0:34.99 -1	
6	1	SIR MAXIMUS Scott Sheargold	9	68.7 Overall	0:11.38 1200m	0:12.04 [3] (0:12.04)	2.6L		0:35.07 -4	
7	4	MAKE IT FLASHY Dale Evans	3	66.1 1200m	0:11.29 600m	0:11.97 [7] (0:11.97)	4.1L		0:34.66 -2	
8	5	DAWN STRIKE Jason Taylor	1	64.6 Overall	0:11.36 1200m	0:12.28 [8] (0:12.28)	6.4L		0:35.64 -7	
9	6	FLUTTERING Denicious Smith	2	65.1 Overall	0:11.30 800m	0:12.17 [9] (0:12.17)	6.5L		0:35.36 -6	

[] Ranking at each section and finish
 -:-:- No data available at this section
 NA No data available

SCN Saddle cloth number
 DNF Did not finish
 DNT Did not track



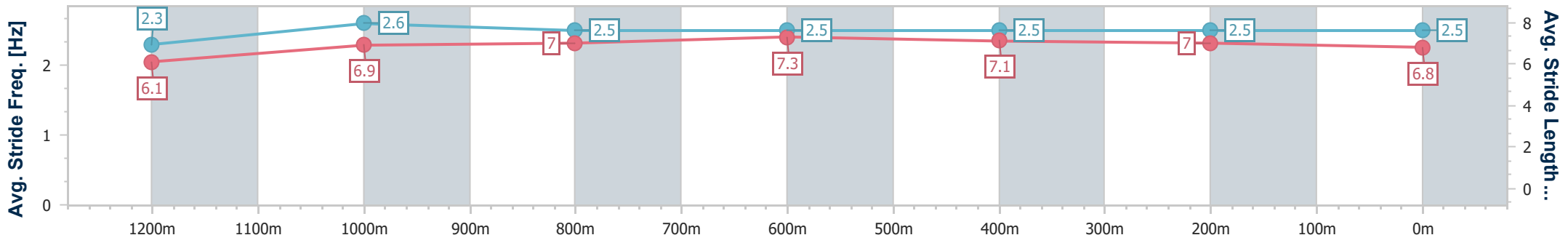
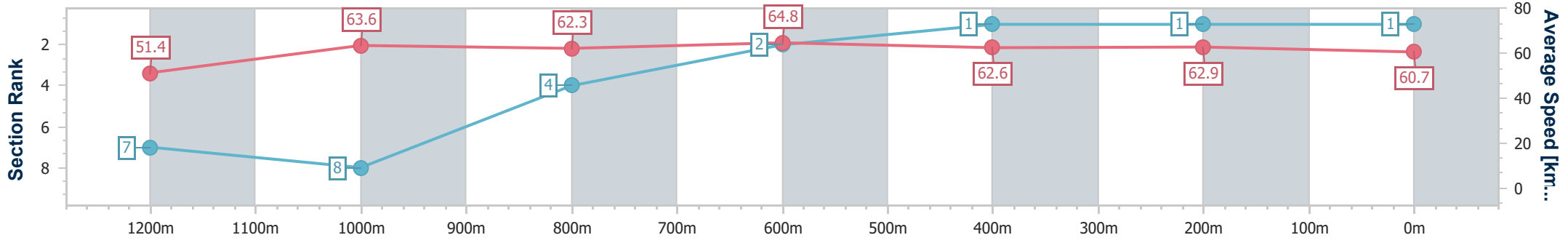
Horse/Jockey Name	Sealion
Final Rank	1
Fastest Section Time (Section)	0:11.15 (800m)
Top Speed [km/h] (Section)	65.5 (800m)
Race State	Finished



Townsville QLD Professional
Race 3: MITAVITE Class 3 Handicap - 1400m
 20 January 2024 - 14:14
 Track Rating: Soft 6, Weather: Fine, Rail Position: True Entire Course



Section	Overall	1200m	1000m	800m	600m	400m	200m
Section Times	1:23.19 [1] (0:14.01)	1:09.18 [7] (0:11.40)	0:57.78 [8] (0:11.89)	0:45.89 [4] (0:11.15)	0:34.74 [2] (0:11.42)	0:23.32 [1] (0:11.44)	0:11.88 [1] (0:11.88)
Average Speed [km/h]	51.4	63.6	62.3	64.8	62.6	62.9	60.7
Top Speed [km/h]	62.3	64.9	63.6	65.5	65.4	63.7	64.4
Avg. Dist. to Rail [m]	11.3	6.8	5.7	0.9	1.0	0.8	2.5
Avg. Stride Freq. [Hz]	2.3	2.6	2.5	2.5	2.5	2.5	2.5
Avg. Stride Length [m]	6.1	6.9	7.0	7.3	7.1	7.0	6.8



- [] Ranking at each section and finish
- .-.- No data available at this section
- NA No data available



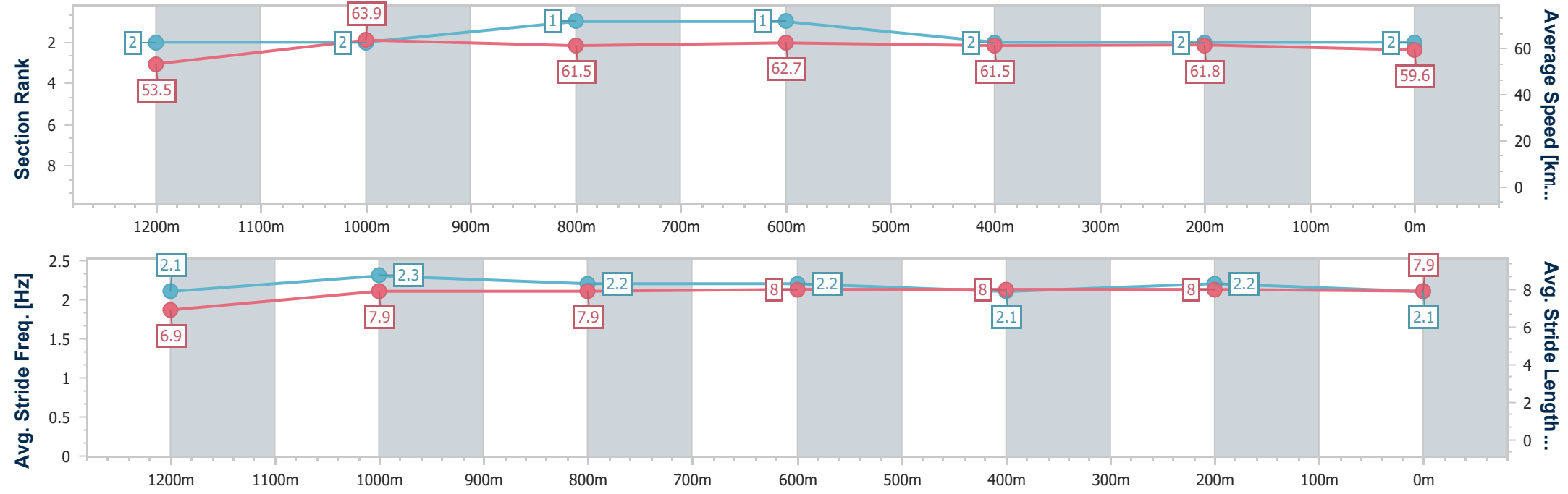
Horse/Jockey Name	Lenny Rocket
Final Rank	2
Fastest Section Time (Section)	0:11.32 (1200m)
Top Speed [km/h] (Section)	65.1 (1200m)
Race State	Finished



Townsville QLD Professional
 Race 3: MITAVITE Class 3 Handicap - 1400m
 20 January 2024 - 14:14
 Track Rating: Soft 6, Weather: Fine, Rail Position: True Entire Course



Section	Overall	1200m	1000m	800m	600m	400m	200m
Section Times	1:23.54 [2] (0:13.49)	1:10.05 [2] (0:11.32)	0:58.73 [2] (0:11.96)	0:46.77 [1] (0:11.49)	0:35.28 [1] (0:11.63)	0:23.65 [2] (0:11.60)	0:12.05 [2] (0:12.05)
Average Speed [km/h]	53.5	63.9	61.5	62.7	61.5	61.8	59.6
Top Speed [km/h]	64.8	65.1	62.8	63.2	62.6	63.6	61.7
Avg. Dist. to Rail [m]	9.7	4.9	4.7	0.8	1.6	1.7	0.5
Avg. Stride Freq. [Hz]	2.1	2.3	2.2	2.2	2.1	2.2	2.1
Avg. Stride Length [m]	6.9	7.9	7.9	8.0	8.0	8.0	7.9



- [] Ranking at each section and finish
- .-.- No data available at this section
- NA No data available



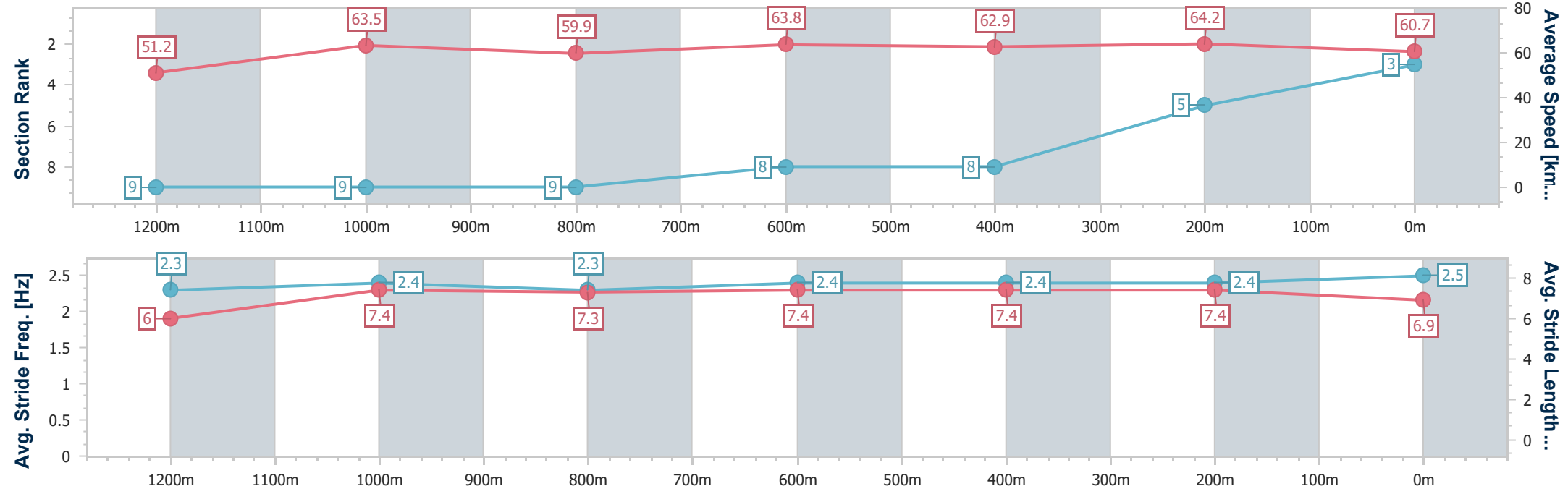
Horse/Jockey Name	Cloudy Miss
Final Rank	3
Fastest Section Time (Section)	0:11.26 (400m)
Top Speed [km/h] (Section)	65.9 (800m)
Race State	Finished



Townsville QLD Professional
Race 3: MITAVITE Class 3 Handicap - 1400m
 20 January 2024 - 14:14
 Track Rating: Soft 6, Weather: Fine, Rail Position: True Entire Course



Section	Overall	1200m	1000m	800m	600m	400m	200m
Section Times	1:23.60 [3] (0:14.10)	1:09.50 [9] (0:11.41)	0:58.09 [9] (0:12.33)	0:45.76 [9] (0:11.30)	0:34.46 [8] (0:11.34)	0:23.12 [8] (0:11.26)	0:11.86 [5] (0:11.86)
Average Speed [km/h]	51.2	63.5	59.9	63.8	62.9	64.2	60.7
Top Speed [km/h]	64.0	64.6	62.2	65.9	64.4	64.6	63.6
Avg. Dist. to Rail [m]	9.0	6.1	5.4	0.9	1.4	2.4	5.3
Avg. Stride Freq. [Hz]	2.3	2.4	2.3	2.4	2.4	2.4	2.5
Avg. Stride Length [m]	6.0	7.4	7.3	7.4	7.4	7.4	6.9



- [] Ranking at each section and finish
- .-.- No data available at this section
- NA No data available



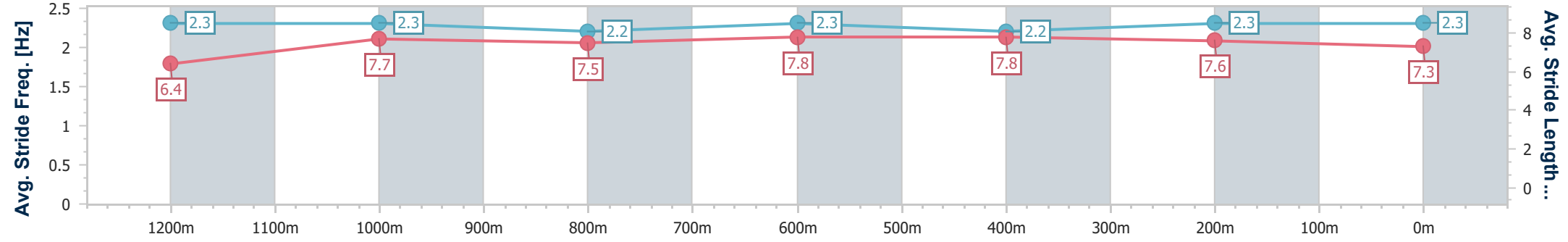
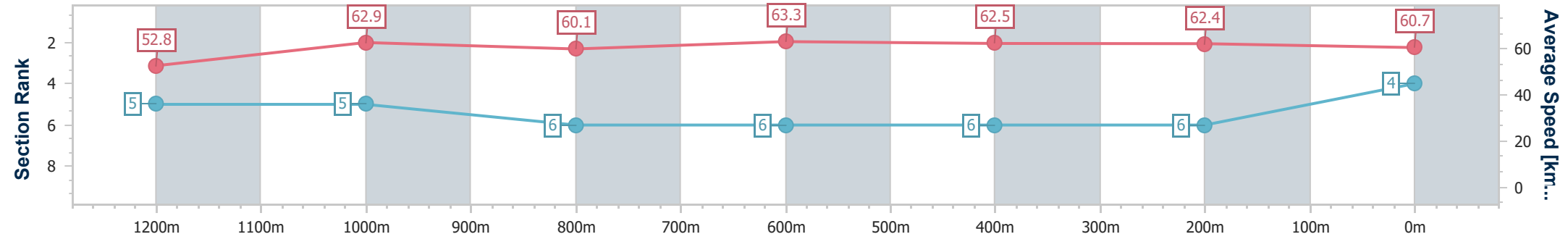
Horse/Jockey Name	Counter Command
Final Rank	4
Fastest Section Time (Section)	0:11.33 (800m)
Top Speed [km/h] (Section)	65.4 (Overall)
Race State	Finished



Townsville QLD Professional
 Race 3: MITAVITE Class 3 Handicap - 1400m
 20 January 2024 - 14:14
 Track Rating: Soft 6, Weather: Fine, Rail Position: True Entire Course



Section	Overall	1200m	1000m	800m	600m	400m	200m
Section Times	1:23.63 [4] (0:13.68)	1:09.95 [5] (0:11.51)	0:58.44 [5] (0:12.37)	0:46.07 [6] (0:11.33)	0:34.74 [6] (0:11.41)	0:23.33 [6] (0:11.45)	0:11.88 [6] (0:11.88)
Average Speed [km/h]	52.8	62.9	60.1	63.3	62.5	62.4	60.7
Top Speed [km/h]	65.4	65.0	63.0	65.0	63.4	63.5	63.2
Avg. Dist. to Rail [m]	10.4	7.2	5.8	0.9	2.5	1.1	2.4
Avg. Stride Freq. [Hz]	2.3	2.3	2.2	2.3	2.2	2.3	2.3
Avg. Stride Length [m]	6.4	7.7	7.5	7.8	7.8	7.6	7.3



- [] Ranking at each section and finish
- .-.- No data available at this section
- NA No data available



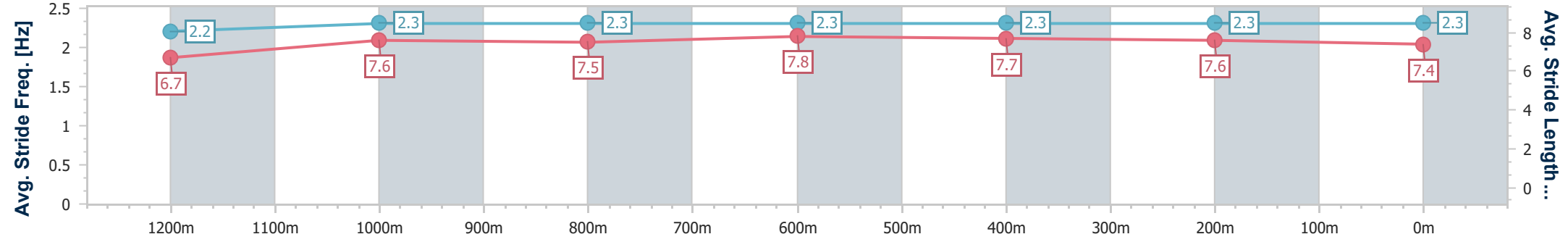
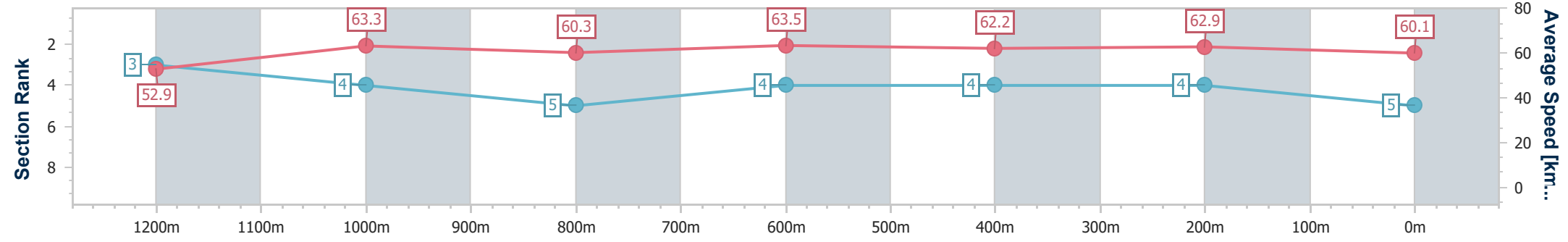
Horse/Jockey Name	Miss Fubulicious
Final Rank	5
Fastest Section Time (Section)	0:11.31 (800m)
Top Speed [km/h] (Section)	65.6 (Overall)
Race State	Finished



Townsville QLD Professional
 Race 3: MITAVITE Class 3 Handicap - 1400m
 20 January 2024 - 14:14
 Track Rating: Soft 6, Weather: Fine, Rail Position: True Entire Course



Section	Overall	1200m	1000m	800m	600m	400m	200m
Section Times	1:23.65 [5] (0:13.65)	1:10.00 [3] (0:11.46)	0:58.54 [4] (0:12.24)	0:46.30 [5] (0:11.31)	0:34.99 [4] (0:11.53)	0:23.46 [4] (0:11.49)	0:11.97 [4] (0:11.97)
Average Speed [km/h]	52.9	63.3	60.3	63.5	62.2	62.9	60.1
Top Speed [km/h]	65.6	64.9	63.5	64.5	63.8	63.7	63.5
Avg. Dist. to Rail [m]	7.7	5.3	5.6	1.0	0.3	1.9	3.4
Avg. Stride Freq. [Hz]	2.2	2.3	2.3	2.3	2.3	2.3	2.3
Avg. Stride Length [m]	6.7	7.6	7.5	7.8	7.7	7.6	7.4



- [] Ranking at each section and finish
- .-.- No data available at this section
- NA No data available



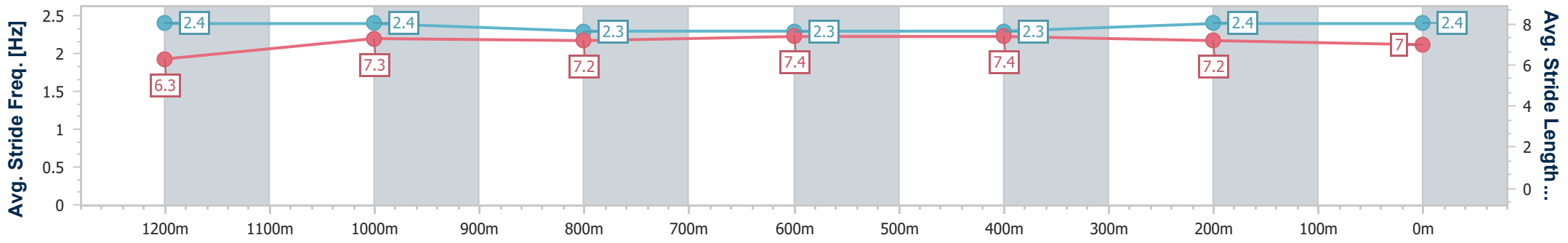
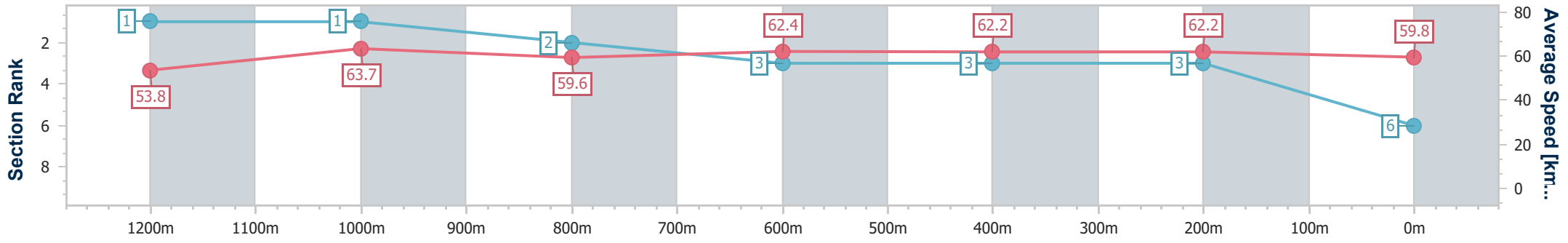
Horse/Jockey Name	Sir Maximus
Final Rank	6
Fastest Section Time (Section)	0:11.38 (1200m)
Top Speed [km/h] (Section)	68.7 (Overall)
Race State	Finished



Townsville QLD Professional
 Race 3: MITAVITE Class 3 Handicap - 1400m
 20 January 2024 - 14:14
 Track Rating: Soft 6, Weather: Fine, Rail Position: True Entire Course



Section	Overall	1200m	1000m	800m	600m	400m	200m
Section Times	1:23.67 [6] (0:13.39)	1:10.28 [1] (0:11.38)	0:58.90 [1] (0:12.33)	0:46.57 [2] (0:11.50)	0:35.07 [3] (0:11.49)	0:23.58 [3] (0:11.54)	0:12.04 [3] (0:12.04)
Average Speed [km/h]	53.8	63.7	59.6	62.4	62.2	62.2	59.8
Top Speed [km/h]	68.7	68.7	61.2	63.6	63.9	63.9	62.4
Avg. Dist. to Rail [m]	12.7	4.7	4.4	1.1	2.0	0.9	2.1
Avg. Stride Freq. [Hz]	2.4	2.4	2.3	2.3	2.3	2.4	2.4
Avg. Stride Length [m]	6.3	7.3	7.2	7.4	7.4	7.2	7.0



- [] Ranking at each section and finish
- .-.- No data available at this section
- NA No data available



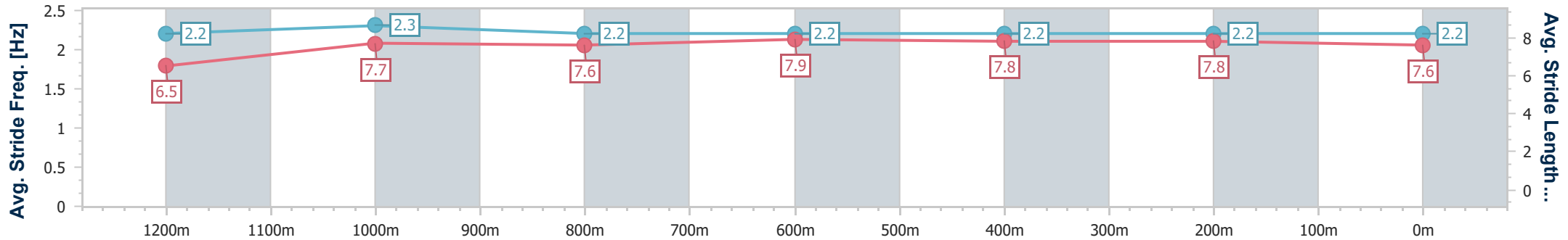
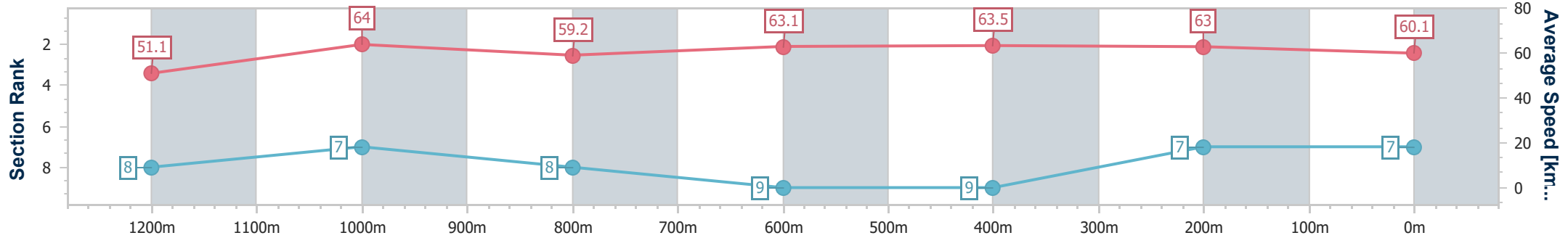
Horse/Jockey Name	Make It Flashy
Final Rank	7
Fastest Section Time (Section)	0:11.29 (600m)
Top Speed [km/h] (Section)	66.1 (1200m)
Race State	Finished



Townsville QLD Professional
Race 3: MITAVITE Class 3 Handicap - 1400m
 20 January 2024 - 14:14
 Track Rating: Soft 6, Weather: Fine, Rail Position: True Entire Course



Section	Overall	1200m	1000m	800m	600m	400m	200m
Section Times	1:23.93 [7] (0:14.07)	1:09.86 [8] (0:11.31)	0:58.55 [7] (0:12.43)	0:46.12 [8] (0:11.46)	0:34.66 [9] (0:11.29)	0:23.37 [9] (0:11.40)	0:11.97 [7] (0:11.97)
Average Speed [km/h]	51.1	64.0	59.2	63.1	63.5	63.0	60.1
Top Speed [km/h]	64.4	66.1	62.4	64.0	64.4	64.1	62.9
Avg. Dist. to Rail [m]	6.5	4.2	5.1	1.1	1.3	0.7	0.6
Avg. Stride Freq. [Hz]	2.2	2.3	2.2	2.2	2.2	2.2	2.2
Avg. Stride Length [m]	6.5	7.7	7.6	7.9	7.8	7.8	7.6



- [] Ranking at each section and finish
- .-.- No data available at this section
- NA No data available



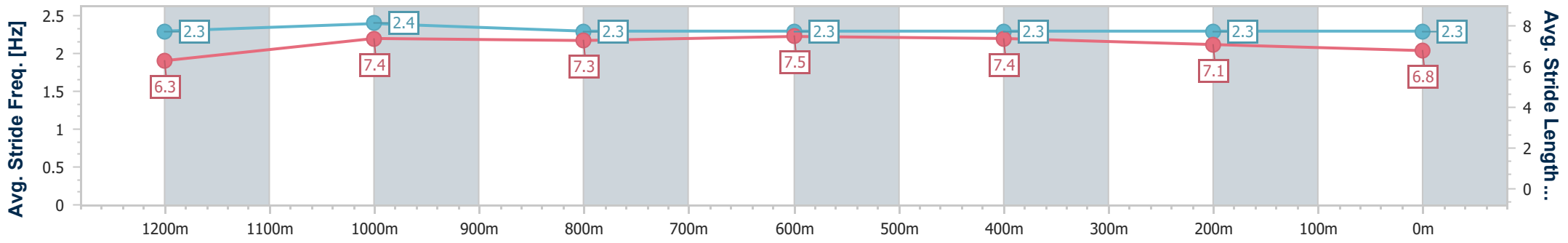
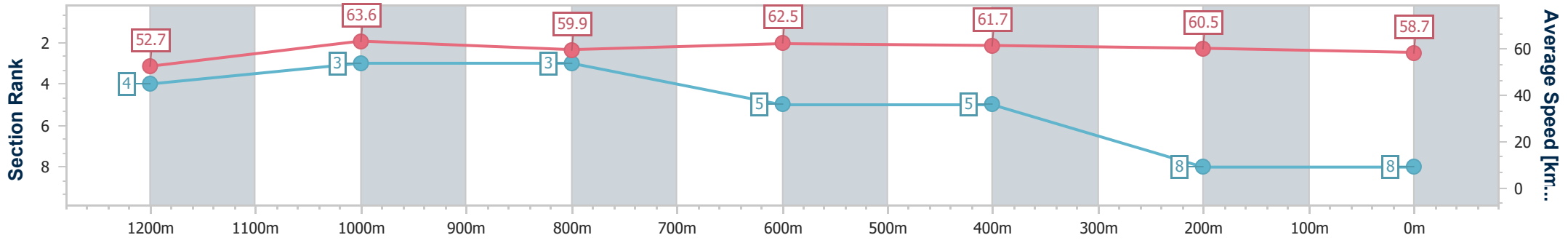
Horse/Jockey Name	Dawn Strike
Final Rank	8
Fastest Section Time (Section)	0:11.36 (1200m)
Top Speed [km/h] (Section)	64.6 (Overall)
Race State	Finished



Townsville QLD Professional
Race 3: MITAVITE Class 3 Handicap - 1400m
 20 January 2024 - 14:14
 Track Rating: Soft 6, Weather: Fine, Rail Position: True Entire Course



Section	Overall	1200m	1000m	800m	600m	400m	200m
Section Times	1:24.35 [8] (0:13.66)	1:10.69 [4] (0:11.36)	0:59.33 [3] (0:12.24)	0:47.09 [3] (0:11.45)	0:35.64 [5] (0:11.53)	0:24.11 [5] (0:11.83)	0:12.28 [8] (0:12.28)
Average Speed [km/h]	52.7	63.6	59.9	62.5	61.7	60.5	58.7
Top Speed [km/h]	64.6	64.6	62.0	64.4	63.0	62.5	62.6
Avg. Dist. to Rail [m]	5.2	3.8	3.9	1.1	2.2	1.9	1.6
Avg. Stride Freq. [Hz]	2.3	2.4	2.3	2.3	2.3	2.3	2.3
Avg. Stride Length [m]	6.3	7.4	7.3	7.5	7.4	7.1	6.8



- [] Ranking at each section and finish
- .-.- No data available at this section
- NA No data available



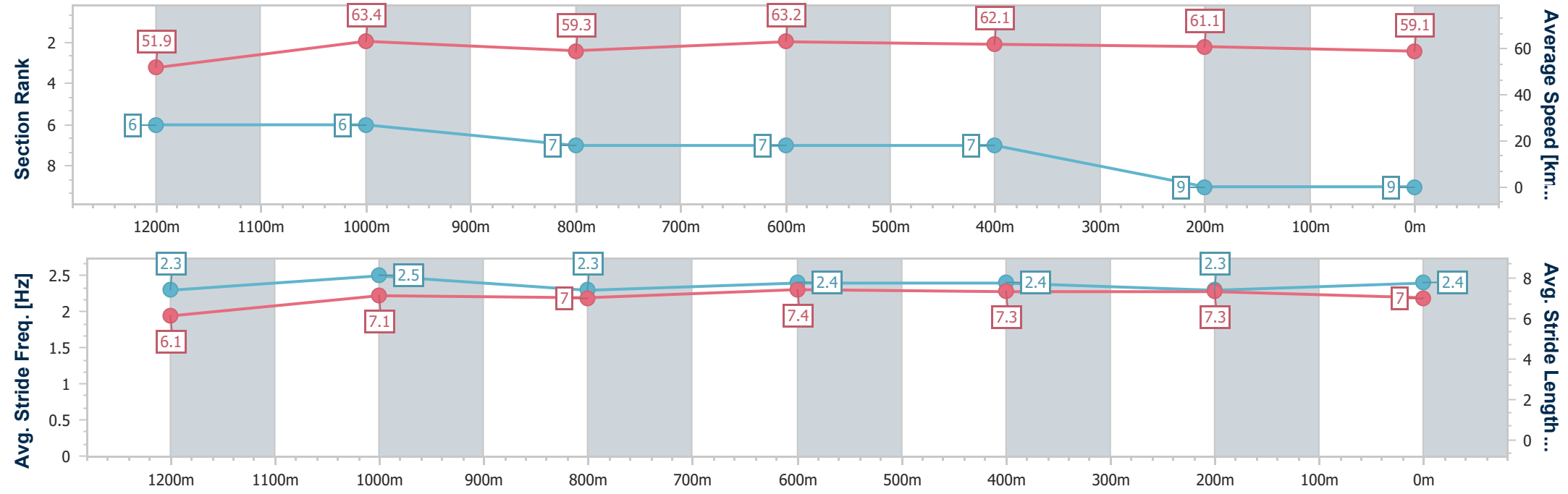
Horse/Jockey Name	Fluttering
Final Rank	9
Fastest Section Time (Section)	0:11.30 (800m)
Top Speed [km/h] (Section)	65.1 (Overall)
Race State	Finished



Townsville QLD Professional
Race 3: MITAVITE Class 3 Handicap - 1400m
 20 January 2024 - 14:14
 Track Rating: Soft 6, Weather: Fine, Rail Position: True Entire Course



Section	Overall	1200m	1000m	800m	600m	400m	200m
Section Times	1:24.36 [9] (0:13.88)	1:10.48 [6] (0:11.44)	0:59.04 [6] (0:12.38)	0:46.66 [7] (0:11.30)	0:35.36 [7] (0:11.41)	0:23.95 [7] (0:11.78)	0:12.17 [9] (0:12.17)
Average Speed [km/h]	51.9	63.4	59.3	63.2	62.1	61.1	59.1
Top Speed [km/h]	65.1	64.8	62.0	64.6	62.9	61.9	61.4
Avg. Dist. to Rail [m]	7.8	6.6	4.4	1.8	3.0	0.9	3.0
Avg. Stride Freq. [Hz]	2.3	2.5	2.3	2.4	2.4	2.3	2.4
Avg. Stride Length [m]	6.1	7.1	7.0	7.4	7.3	7.3	7.0



- [] Ranking at each section and finish
- .-.- No data available at this section
- NA No data available