



Doomben QLD Professional
Race 1: GIRLS DAY OUT ON SALE NOW Colts, Geldings and Entires
Maiden Plate - 1200m
24 January 2024 - 14:14



Track Rating: Good 4, Weather: Fine, Rail Position: +9.5m Entire

Section		Field Times										Last 600m	
		Overall	1000m	800m	600m	400m	200m						0:00.00
		1:09.96 (0:13.45)	0:56.51 (0:10.76)	0:45.75 (0:11.40)	0:34.35 (0:11.54)	0:22.81 (0:11.35)	0:11.46 (0:11.46)						
Rank	TAB Horse/Jockey	Barrier	Top Speed [km/h]	Fastest Section						Margin	Margin	Distance Travelled [m]	
1	6 QUOTHQUAN Jake Molloy	5	67.5 400m	0:10.84 400m	1:09.96 [1] (0:13.95)	0:56.01 [5] (0:11.11)	0:44.90 [5] (0:11.15)	0:33.75 [5] (0:11.45)	0:22.30 [4] (0:10.84)	0:11.46 [1] (0:11.46)	1:09.96	0:33.75	
2	2 HOT SUMMER Justin Huxtable	4	67.3 1000m	0:11.04 1000m	1:10.08 [2] (0:13.79)	0:56.29 [3] (0:11.04)	0:45.25 [4] (0:11.33)	0:33.92 [4] (0:11.56)	0:22.36 [5] (0:11.13)	0:11.23 [5] (0:11.23)	0.75L	0:33.92	-4
3	12 ZINOTAR Ryan Maloney	7	66.6 1000m	0:10.99 1000m	1:10.52 [3] (0:14.10)	0:56.42 [6] (0:10.99)	0:45.43 [6] (0:11.19)	0:34.24 [7] (0:11.54)	0:22.70 [7] (0:11.01)	0:11.69 [4] (0:11.69)	3.3L	0:34.24	-3
4	4 MALOTRU Jake Bayliss	3	66.5 400m	0:11.07 400m	1:10.78 [4] (0:14.11)	0:56.67 [7] (0:11.31)	0:45.36 [7] (0:11.22)	0:34.14 [8] (0:11.52)	0:22.62 [8] (0:11.07)	0:11.55 [8] (0:11.55)	4.87L	0:34.14	-3
5	11 ULTIMATE Samantha Collett	8	67.1 1000m	0:11.06 800m	1:10.82 [5] (0:14.25)	0:56.57 [8] (0:11.09)	0:45.48 [8] (0:11.06)	0:34.42 [6] (0:11.38)	0:23.04 [6] (0:11.13)	0:11.91 [6] (0:11.91)	5.1L	0:34.42	+0
6	1 ALL WIN Georgina Cartwright	6	Data was not able to be tracked for this horse		----	----	----	----	----	----	5.12L	----	----
7	10 TORRE EGGER Robbie Dolan	2	69.9 1000m	0:10.72 1000m	1:11.05 [7] (0:13.85)	0:57.20 [4] (0:10.72)	0:46.48 [2] (0:11.69)	0:34.79 [2] (0:11.63)	0:23.16 [2] (0:11.52)	0:11.64 [3] (0:11.64)	6.46L	0:34.79	-1
8	5 MINTO'S POWER Adin Thompson	10	68.0 1000m	0:10.98 1000m	1:11.21 [8] (0:13.57)	0:57.64 [2] (0:10.98)	0:46.66 [3] (0:11.39)	0:35.27 [3] (0:11.55)	0:23.72 [3] (0:11.43)	0:12.29 [7] (0:12.29)	7.38L	0:35.27	-6
9	7 ABRACAZAM Martin Harley	1	69.3 1000m	0:10.76 1000m	1:11.32 [9] (0:13.45)	0:57.87 [1] (0:10.76)	0:47.11 [1] (0:11.40)	0:35.71 [1] (0:11.54)	0:24.17 [1] (0:11.53)	0:12.64 [2] (0:12.64)	8.03L	0:35.71	-4

Scratched: Mystic Mac (#9), Crusader Razor (#8), Le Gagneur (#3)



Horse/Jockey Name	Quothquan
Final Rank	1
Fastest Section Time (Section)	0:10.84 (400m)
Top Speed [km/h] (Section)	67.5 (400m)
Race State	Finished

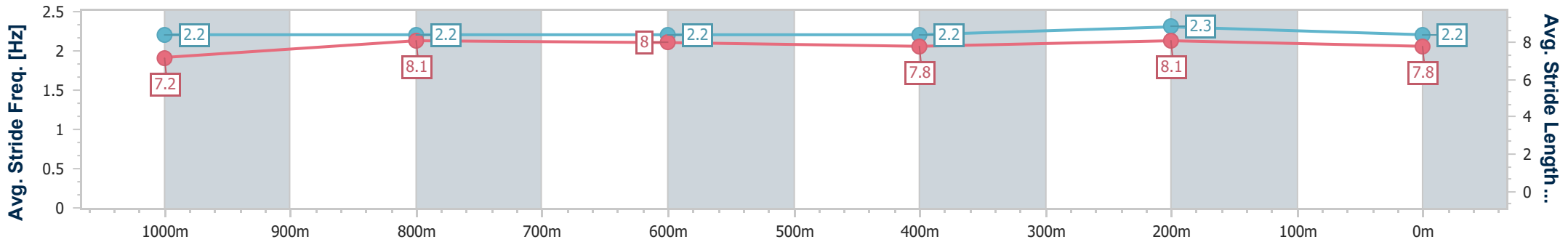
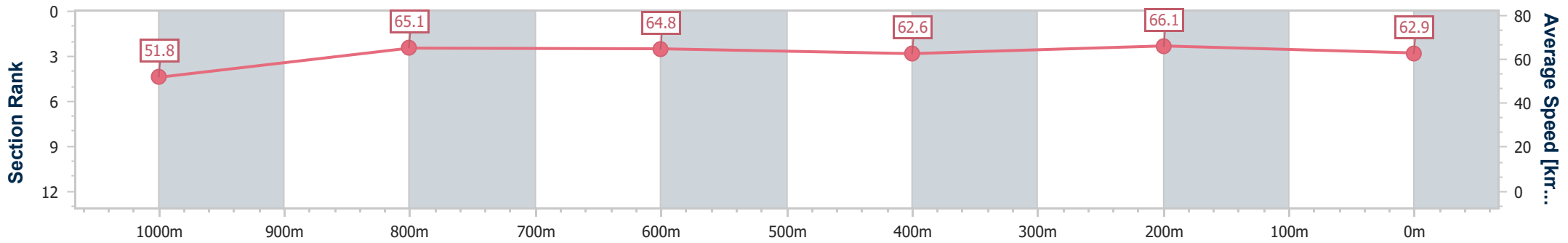


Doomben QLD Professional
Race 1: GIRLS DAY OUT ON SALE NOW Colts, Geldings and
 Entires Maiden Plate - 1200m
 24 January 2024 - 14:14
 Track Rating: Good 4, Weather: Fine, Rail Position: +9.5m Entire



BRISBANE
RACING CLUB

Section	Overall	1000m	800m	600m	400m	200m
Section Times	1:09.96 [1] (0:13.95)	0:56.01 [5] (0:11.11)	0:44.90 [5] (0:11.15)	0:33.75 [5] (0:11.45)	0:22.30 [4] (0:10.84)	0:11.46 [1] (0:11.46)
Average Speed [km/h]	51.8	65.1	64.8	62.6	66.1	62.9
Top Speed [km/h]	65.5	66.6	66.0	64.5	67.5	66.6
Avg. Dist. to Rail [m]	2.7	1.5	0.7	0.7	1.5	2.3
Avg. Stride Freq. [Hz]	2.2	2.2	2.2	2.2	2.3	2.2
Avg. Stride Length [m]	7.2	8.1	8.0	7.8	8.1	7.8



- [] Ranking at each section and finish
- .-.- No data available at this section
- NA No data available



Horse/Jockey Name	Hot Summer
Final Rank	2
Fastest Section Time (Section)	0:11.04 (1000m)
Top Speed [km/h] (Section)	67.3 (1000m)
Race State	Finished

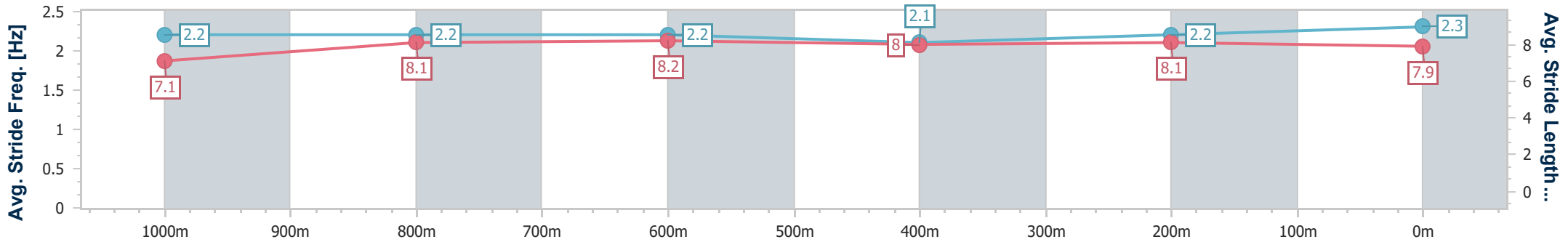
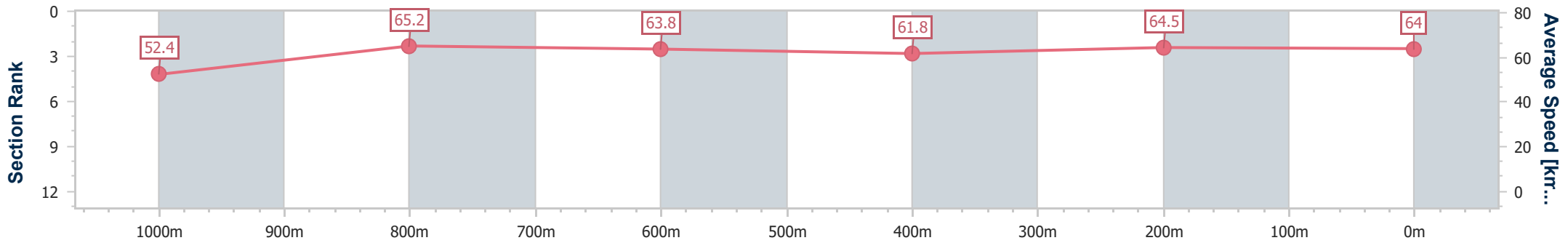


Doomben QLD Professional
Race 1: GIRLS DAY OUT ON SALE NOW Colts, Geldings and
 Entires Maiden Plate - 1200m
 24 January 2024 - 14:14
 Track Rating: Good 4, Weather: Fine, Rail Position: +9.5m Entire



BRISBANE
RACING CLUB

Section	Overall	1000m	800m	600m	400m	200m
Section Times	1:10.08 [2] (0:13.79)	0:56.29 [3] (0:11.04)	0:45.25 [4] (0:11.33)	0:33.92 [4] (0:11.56)	0:22.36 [5] (0:11.13)	0:11.23 [5] (0:11.23)
Average Speed [km/h]	52.4	65.2	63.8	61.8	64.5	64.0
Top Speed [km/h]	66.7	67.3	64.8	63.6	65.8	66.1
Avg. Dist. to Rail [m]	2.1	0.4	0.4	0.9	1.2	0.5
Avg. Stride Freq. [Hz]	2.2	2.2	2.2	2.1	2.2	2.3
Avg. Stride Length [m]	7.1	8.1	8.2	8.0	8.1	7.9



- [] Ranking at each section and finish
- .-.- No data available at this section
- NA No data available



Horse/Jockey Name	Zinotar
Final Rank	3
Fastest Section Time (Section)	0:10.99 (1000m)
Top Speed [km/h] (Section)	66.6 (1000m)
Race State	Finished

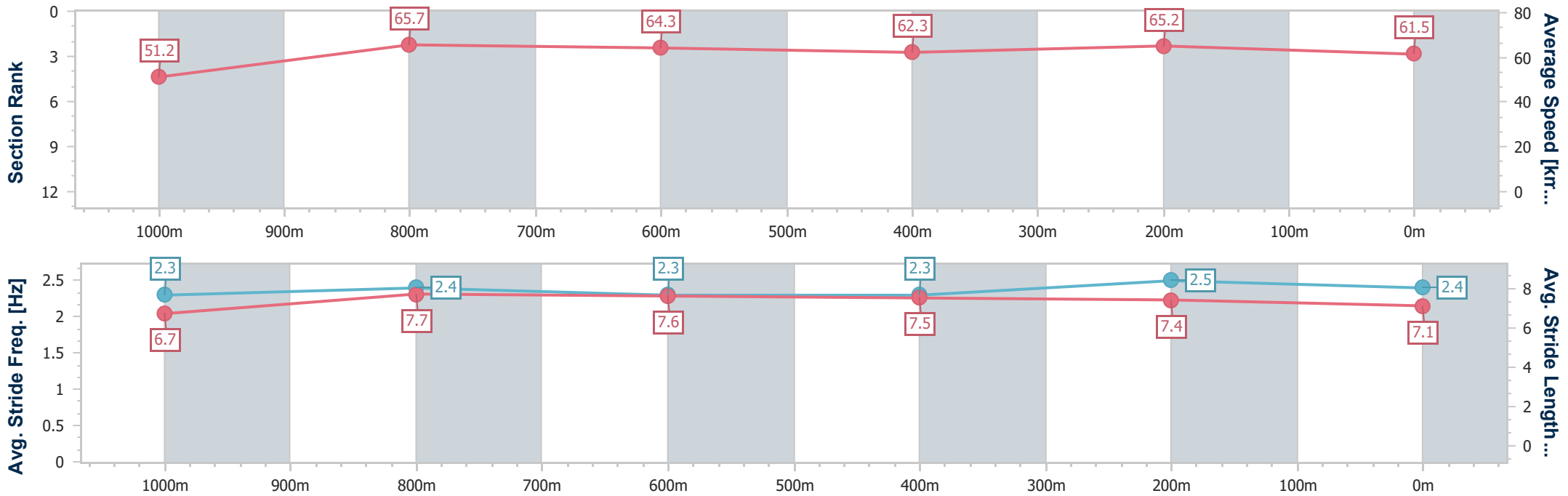


Doomben QLD Professional
Race 1: GIRLS DAY OUT ON SALE NOW Colts, Geldings and
 Entires Maiden Plate - 1200m
 24 January 2024 - 14:14
 Track Rating: Good 4, Weather: Fine, Rail Position: +9.5m Entire



BRISBANE
RACING CLUB

Section	Overall	1000m	800m	600m	400m	200m
Section Times	1:10.52 [3] (0:14.10)	0:56.42 [6] (0:10.99)	0:45.43 [6] (0:11.19)	0:34.24 [7] (0:11.54)	0:22.70 [7] (0:11.01)	0:11.69 [4] (0:11.69)
Average Speed [km/h]	51.2	65.7	64.3	62.3	65.2	61.5
Top Speed [km/h]	66.4	66.6	65.2	64.2	66.0	64.6
Avg. Dist. to Rail [m]	3.5	0.9	0.2	0.6	1.9	3.1
Avg. Stride Freq. [Hz]	2.3	2.4	2.3	2.3	2.5	2.4
Avg. Stride Length [m]	6.7	7.7	7.6	7.5	7.4	7.1



- [] Ranking at each section and finish
- .-.- No data available at this section
- NA No data available



Horse/Jockey Name	Malotru
Final Rank	4
Fastest Section Time (Section)	0:11.07 (400m)
Top Speed [km/h] (Section)	66.5 (400m)
Race State	Finished

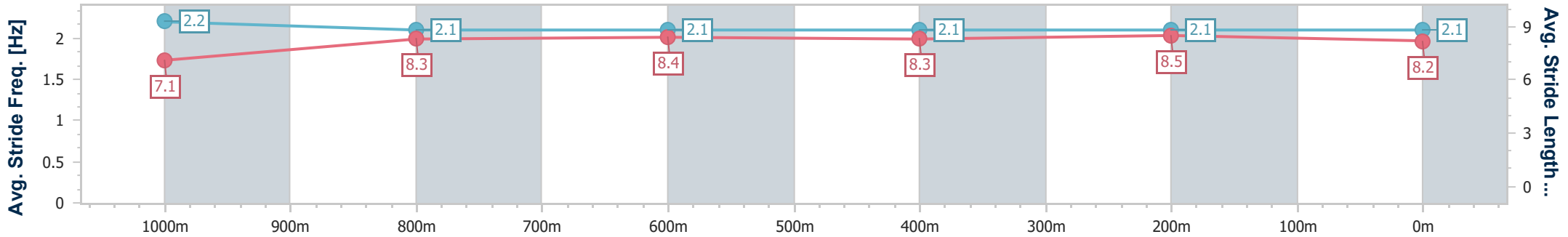
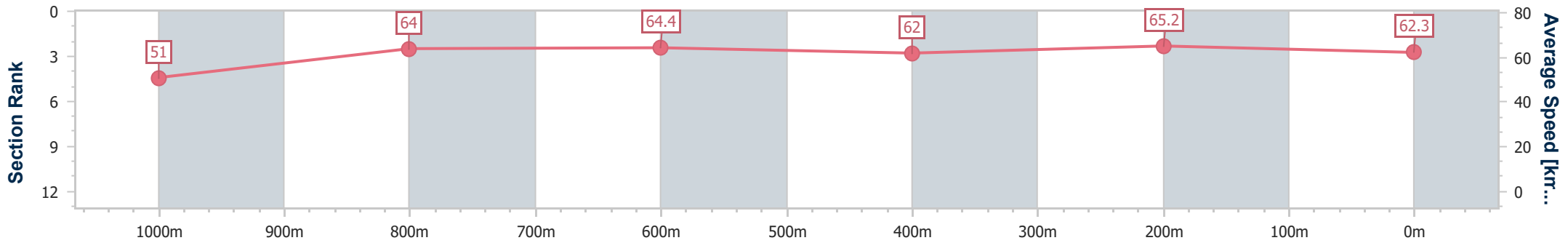


Doomben QLD Professional
Race 1: GIRLS DAY OUT ON SALE NOW Colts, Geldings and
 Entires Maiden Plate - 1200m
 24 January 2024 - 14:14
 Track Rating: Good 4, Weather: Fine, Rail Position: +9.5m Entire



BRISBANE
RACING CLUB

Section	Overall	1000m	800m	600m	400m	200m
Section Times	1:10.78 [4] (0:14.11)	0:56.67 [7] (0:11.31)	0:45.36 [7] (0:11.22)	0:34.14 [8] (0:11.52)	0:22.62 [8] (0:11.07)	0:11.55 [8] (0:11.55)
Average Speed [km/h]	51.0	64.0	64.4	62.0	65.2	62.3
Top Speed [km/h]	65.0	64.7	65.1	64.9	66.5	65.0
Avg. Dist. to Rail [m]	2.2	0.9	0.5	0.7	0.8	0.6
Avg. Stride Freq. [Hz]	2.2	2.1	2.1	2.1	2.1	2.1
Avg. Stride Length [m]	7.1	8.3	8.4	8.3	8.5	8.2



- [] Ranking at each section and finish
- .-.- No data available at this section
- NA No data available



Horse/Jockey Name	Ultimate
Final Rank	5
Fastest Section Time (Section)	0:11.06 (800m)
Top Speed [km/h] (Section)	67.1 (1000m)
Race State	Finished

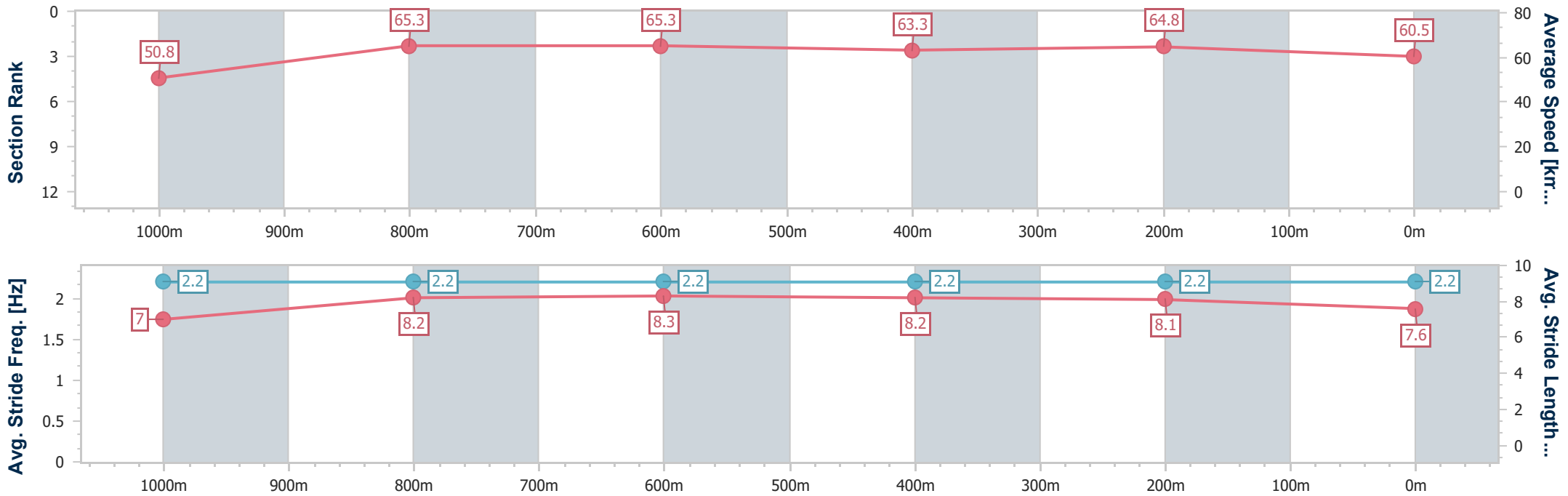


Doomben QLD Professional
Race 1: GIRLS DAY OUT ON SALE NOW Colts, Geldings and
 Entires Maiden Plate - 1200m
 24 January 2024 - 14:14
 Track Rating: Good 4, Weather: Fine, Rail Position: +9.5m Entire



BRISBANE
RACING CLUB

Section	Overall	1000m	800m	600m	400m	200m
Section Times	1:10.82 [5] (0:14.25)	0:56.57 [8] (0:11.09)	0:45.48 [8] (0:11.06)	0:34.42 [6] (0:11.38)	0:23.04 [6] (0:11.13)	0:11.91 [6] (0:11.91)
Average Speed [km/h]	50.8	65.3	65.3	63.3	64.8	60.5
Top Speed [km/h]	65.8	67.1	66.6	65.4	65.7	63.7
Avg. Dist. to Rail [m]	4.8	2.0	0.9	0.5	1.7	3.6
Avg. Stride Freq. [Hz]	2.2	2.2	2.2	2.2	2.2	2.2
Avg. Stride Length [m]	7.0	8.2	8.3	8.2	8.1	7.6



- [] Ranking at each section and finish
- .-.- No data available at this section
- NA No data available



Horse/Jockey Name	Torre Egger
Final Rank	7
Fastest Section Time (Section)	0:10.72 (1000m)
Top Speed [km/h] (Section)	69.9 (1000m)
Race State	Finished

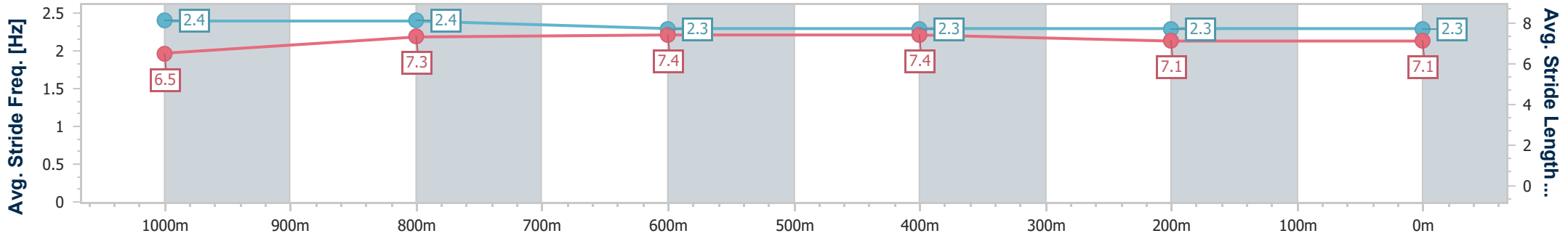
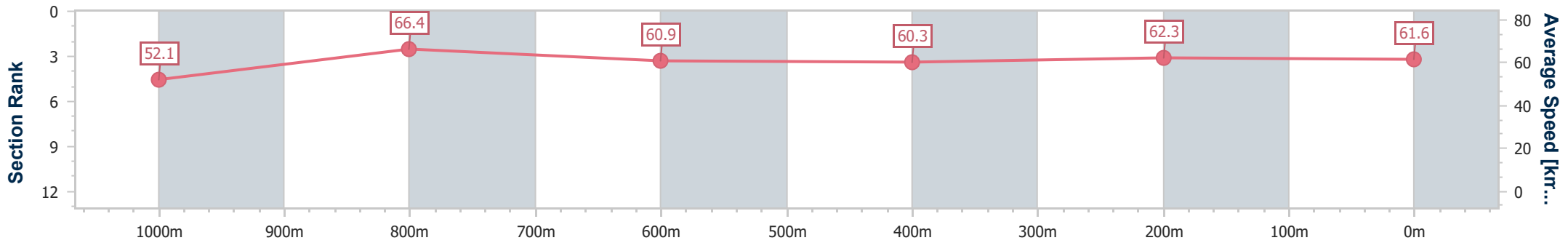


Doomben QLD Professional
Race 1: GIRLS DAY OUT ON SALE NOW Colts, Geldings and
 Entires Maiden Plate - 1200m
 24 January 2024 - 14:14
 Track Rating: Good 4, Weather: Fine, Rail Position: +9.5m Entire



BRISBANE
RACING CLUB

Section	Overall	1000m	800m	600m	400m	200m
Section Times	1:11.05 [7] (0:13.85)	0:57.20 [4] (0:10.72)	0:46.48 [2] (0:11.69)	0:34.79 [2] (0:11.63)	0:23.16 [2] (0:11.52)	0:11.64 [3] (0:11.64)
Average Speed [km/h]	52.1	66.4	60.9	60.3	62.3	61.6
Top Speed [km/h]	69.9	69.9	67.4	63.6	66.1	69.8
Avg. Dist. to Rail [m]	3.9	3.6	1.7	4.9	3.2	5.5
Avg. Stride Freq. [Hz]	2.4	2.4	2.3	2.3	2.3	2.3
Avg. Stride Length [m]	6.5	7.3	7.4	7.4	7.1	7.1



- [] Ranking at each section and finish
- .-.- No data available at this section
- NA No data available



Horse/Jockey Name	Minto's Power
Final Rank	8
Fastest Section Time (Section)	0:10.98 (1000m)
Top Speed [km/h] (Section)	68.0 (1000m)
Race State	Finished

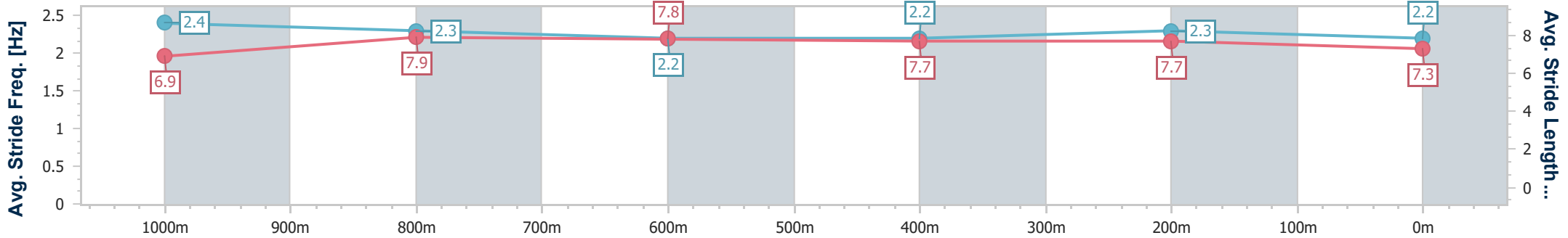
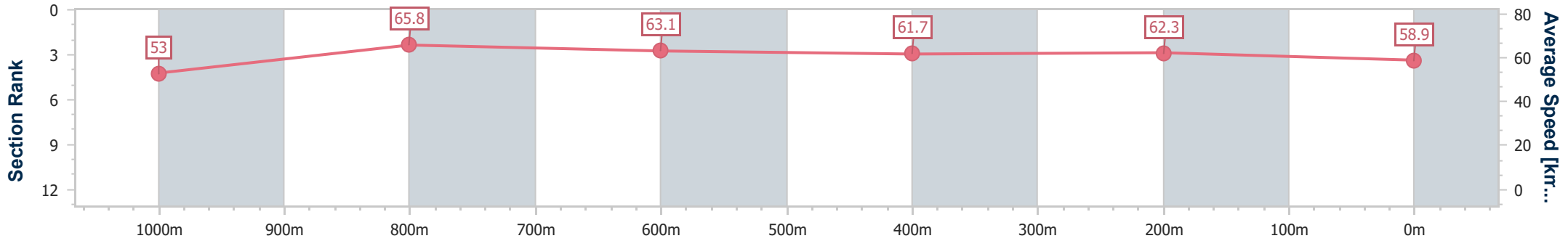


Doomben QLD Professional
Race 1: GIRLS DAY OUT ON SALE NOW Colts, Geldings and
 Entires Maiden Plate - 1200m
 24 January 2024 - 14:14
 Track Rating: Good 4, Weather: Fine, Rail Position: +9.5m Entire



BRISBANE
RACING CLUB

Section	Overall	1000m	800m	600m	400m	200m
Section Times	1:11.21 [8] (0:13.57)	0:57.64 [2] (0:10.98)	0:46.66 [3] (0:11.39)	0:35.27 [3] (0:11.55)	0:23.72 [3] (0:11.43)	0:12.29 [7] (0:12.29)
Average Speed [km/h]	53.0	65.8	63.1	61.7	62.3	58.9
Top Speed [km/h]	67.4	68.0	63.8	63.5	64.1	61.1
Avg. Dist. to Rail [m]	5.9	1.0	0.6	1.8	2.6	1.0
Avg. Stride Freq. [Hz]	2.4	2.3	2.2	2.2	2.3	2.2
Avg. Stride Length [m]	6.9	7.9	7.8	7.7	7.7	7.3



- [] Ranking at each section and finish
- .-.- No data available at this section
- NA No data available



Horse/Jockey Name	Abracazam
Final Rank	9
Fastest Section Time (Section)	0:10.76 (1000m)
Top Speed [km/h] (Section)	69.3 (1000m)
Race State	Finished

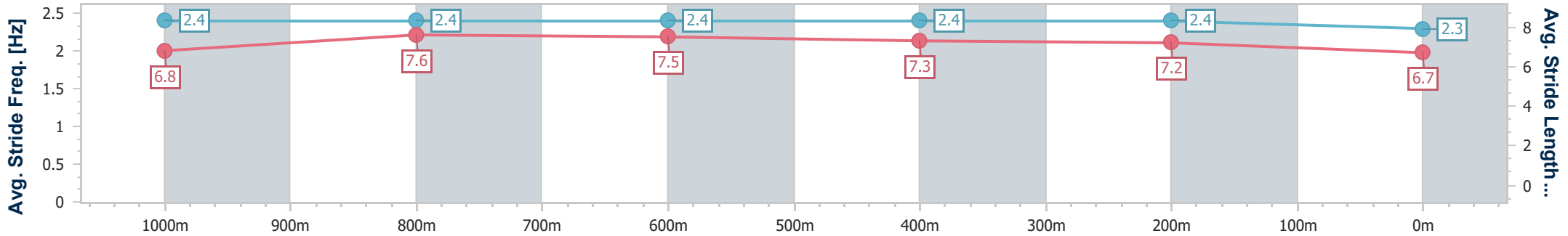
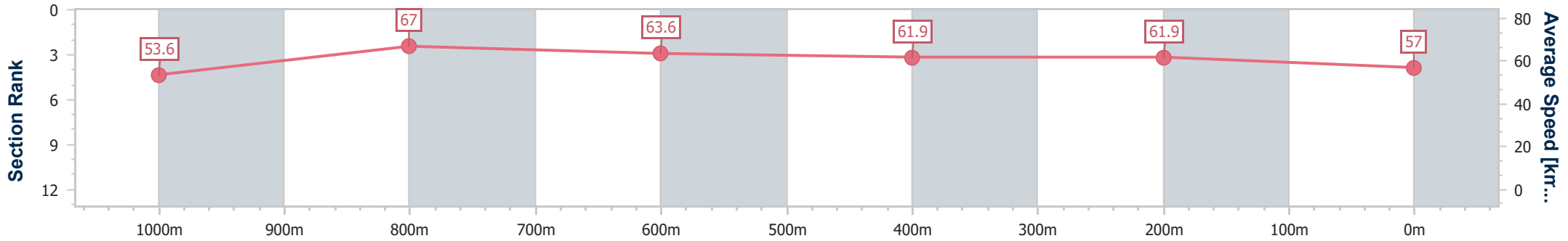


Doomben QLD Professional
Race 1: GIRLS DAY OUT ON SALE NOW Colts, Geldings and
 Entires Maiden Plate - 1200m
 24 January 2024 - 14:14
 Track Rating: Good 4, Weather: Fine, Rail Position: +9.5m Entire



BRISBANE
RACING CLUB

Section	Overall	1000m	800m	600m	400m	200m
Section Times	1:11.32 [9] (0:13.45)	0:57.87 [1] (0:10.76)	0:47.11 [1] (0:11.40)	0:35.71 [1] (0:11.54)	0:24.17 [1] (0:11.53)	0:12.64 [2] (0:12.64)
Average Speed [km/h]	53.6	67.0	63.6	61.9	61.9	57.0
Top Speed [km/h]	68.9	69.3	64.2	63.0	63.5	60.5
Avg. Dist. to Rail [m]	0.8	1.2	0.7	1.3	2.7	2.5
Avg. Stride Freq. [Hz]	2.4	2.4	2.4	2.4	2.4	2.3
Avg. Stride Length [m]	6.8	7.6	7.5	7.3	7.2	6.7



- [] Ranking at each section and finish
- .-.-.- No data available at this section
- NA No data available



Horse/Jockey Name	All Win
Final Rank	6
Fastest Section Time (Section)	--:--
Top Speed [km/h] (Section)	--
Race State	DidNotTrack



Doomben QLD Professional
Race 1: GIRLS DAY OUT ON SALE NOW Colts, Geldings and
 Entires Maiden Plate - 1200m

24 January 2024 - 14:14

Track Rating: Good 4, Weather: Fine, Rail Position: +9.5m Entire



BRISBANE
RACING CLUB

Section	Overall	1000m	800m	600m	400m	200m							
Section Times	--:--	--:--	--:--	--:--	--:--	--:--							
Average Speed [km/h]	--	--	--	--	--	--							
Top Speed [km/h]	--	--	--	--	--	--							
Avg. Dist. to Rail [m]	--	--	--	--	--	--							
Avg. Stride Freq. [Hz]	--	--	--	--	--	--							
Avg. Stride Length [m]	--	--	--	--	--	--							

- [] Ranking at each section and finish
- :-- No data available at this section
- NA No data available