



Doomben QLD Professional

Race 3: SKY RACING QTIS Three-Year-Old Maiden Plate - 1650m

24 January 2024 - 15:24



BRISBANE
RACING CLUB

Track Rating: Good 4, Weather: Fine, Rail Position: +9.5m Entire

Section		Overall	1400m	1200m	1000m	800m	600m	400m	Last 600m				
Field Times		1:41.07 (0:16.74)	1:24.33 (0:11.09)	1:13.24 (0:12.51)	1:00.73 (0:12.85)	0:47.88 (0:12.57)	0:35.31 (0:12.19)	0:23.12 (0:11.38)	0:35.31				
Rank	TAB Horse/Jockey	Barrier	Top Speed [km/h]	Fastest Section									Distance Travelled [m]
1	5 SURREAL I AM Andrew Mallyon	8	67.7 1400m	0:11.38 400m	1:41.07 [1] (0:16.78)	1:24.29 [2] (0:11.45)	1:12.84 [3] (0:12.45)	1:00.39 [3] (0:12.87)	0:47.52 [3] (0:12.32)	0:35.20 [2] (0:12.08)	0:23.12 [1] (0:11.38)	0:35.20	
2	8 ELECTRIC TIGRESS Robbie Dolan	6	66.3 1400m	0:11.31 400m	1:41.11 [2] (0:16.81)	1:24.30 [3] (0:11.50)	1:12.80 [4] (0:12.44)	1:00.36 [4] (0:12.94)	0:47.42 [5] (0:12.34)	0:35.08 [4] (0:12.14)	0:22.94 [3] (0:11.31)	0:35.08	+2
3	4 SHARP DAZZLER Ryan Maloney	14	65.7 400m	0:11.28 400m	1:41.36 [3] (0:17.19)	1:24.17 [7] (0:11.85)	1:12.32 [10] (0:12.47)	0:59.85 [10] (0:12.72)	0:47.13 [9] (0:12.21)	0:34.92 [8] (0:12.10)	0:22.82 [8] (0:11.28)	0:34.92	+2
4	7 AUTORA Mark Du Plessis	9	65.2 1400m	0:11.35 400m	1:41.48 [4] (0:17.23)	1:24.25 [8] (0:11.49)	1:12.76 [8] (0:12.54)	1:00.22 [9] (0:12.69)	0:47.53 [6] (0:12.31)	0:35.22 [6] (0:12.11)	0:23.11 [6] (0:11.35)	0:35.22	-1
5	10 PARIS ART Tahlia Fenlon	1	64.9 1400m	0:11.27 400m	1:41.54 [5] (0:16.95)	1:24.59 [5] (0:11.38)	1:13.21 [5] (0:12.61)	1:00.60 [5] (0:13.03)	0:47.57 [7] (0:12.40)	0:35.17 [7] (0:12.16)	0:23.01 [7] (0:11.27)	0:35.17	-6
6	2 FLYWHEEL James Orman	4	65.3 Overall	0:11.43 1400m	1:41.58 [6] (0:17.10)	1:24.48 [6] (0:11.43)	1:13.05 [6] (0:12.47)	1:00.58 [6] (0:12.29)	0:48.29 [2] (0:12.47)	0:35.82 [1] (0:12.23)	0:23.59 [2] (0:11.50)	0:35.82	-7
7	1 DATINKA Kyle Wilson-Taylor	3	66.4 Overall	0:11.24 1400m	1:41.74 [7] (0:16.84)	1:24.90 [4] (0:11.24)	1:13.66 [2] (0:12.59)	1:01.07 [2] (0:12.95)	0:48.12 [4] (0:12.51)	0:35.61 [5] (0:12.12)	0:23.49 [5] (0:11.42)	0:35.61	-7
8	12 CYPHER PRINCE Jake Bayliss	5	65.1 1400m	0:11.32 400m	1:42.02 [8] (0:17.24)	1:24.78 [9] (0:11.39)	1:13.39 [7] (0:12.58)	1:00.81 [8] (0:13.04)	0:47.77 [10] (0:12.28)	0:35.49 [9] (0:12.23)	0:23.26 [9] (0:11.32)	0:35.49	-6
9	3 SCOTTISH LAIRD Justin Huxtable	10	64.8 1400m	0:11.48 400m	1:42.78 [9] (0:17.31)	1:25.47 [10] (0:11.58)	1:13.89 [9] (0:12.17)	1:01.72 [7] (0:13.01)	0:48.71 [8] (0:12.93)	0:35.78 [10] (0:12.05)	0:23.73 [10] (0:11.48)	0:35.78	+5
10	6 YEAH COPY Jake Molloy	11	67.3 1400m	0:11.09 1400m	1:42.79 [10] (0:16.74)	1:26.05 [1] (0:11.09)	1:14.96 [1] (0:12.51)	1:02.45 [1] (0:12.85)	0:49.60 [1] (0:12.74)	0:36.86 [3] (0:12.26)	0:24.60 [4] (0:11.65)	0:36.86	-4

Scratched: Doni Tondo (#14), Firebolt (#9), Wassa (#16), Shekinah (#13), Panda Drum (#11), Effie's Joy (#15)

[] Ranking at each section and finish
 -:-:- No data available at this section
 NA No data available

SCN Saddle cloth number
 DNF Did not finish
 DNT Did not track



Doomben QLD Professional

Race 3: SKY RACING QTIS Three-Year-Old Maiden Plate - 1650m

24 January 2024 - 15:24



BRISBANE
RACING CLUB

Track Rating: Good 4, Weather: Fine, Rail Position: +9.5m Entire

Section							200m			Last 600m
Field Times							0:11.74			0:35.31
							(0:11.74)			
Rank	TAB	Horse/Jockey	Barrier	Top Speed [km/h]	Fastest Section	Margin			Distance Travelled [m]	
1	5	SURREAL I AM Andrew Mallyon	8	67.7 1400m	0:11.38 400m	0:11.74 [1] (0:11.74)	1:41.07		0:35.20	
2	8	ELECTRIC TIGRESS Robbie Dolan	6	66.3 1400m	0:11.31 400m	0:11.63 [2] (0:11.63)	0.26L		0:35.08 +2	
3	4	SHARP DAZZLER Ryan Maloney	14	65.7 400m	0:11.28 400m	0:11.54 [7] (0:11.54)	1.7L		0:34.92 +2	
4	7	AUTORA Mark Du Plessis	9	65.2 1400m	0:11.35 400m	0:11.76 [5] (0:11.76)	2.44L		0:35.22 -1	
5	10	PARIS ART Tahlia Fenlon	1	64.9 1400m	0:11.27 400m	0:11.74 [6] (0:11.74)	2.77L		0:35.17 -6	
6	2	FLYWHEEL James Orman	4	65.3 Overall	0:11.43 1400m	0:12.09 [3] (0:12.09)	3.01L		0:35.82 -7	
7	1	DATINKA Kyle Wilson-Taylor	3	66.4 Overall	0:11.24 1400m	0:12.07 [4] (0:12.07)	3.94L		0:35.61 -7	
8	12	CYPHER PRINCE Jake Bayliss	5	65.1 1400m	0:11.32 400m	0:11.94 [9] (0:11.94)	5.57L		0:35.49 -6	
9	3	SCOTTISH LAIRD Justin Huxtable	10	64.8 1400m	0:11.48 400m	0:12.25 [10] (0:12.25)	10.06L		0:35.78 +5	
10	6	YEAH COPY Jake Molloy	11	67.3 1400m	0:11.09 1400m	0:12.95 [8] (0:12.95)	10.11L		0:36.86 -4	

Scratched: Doni Tondo (#14), Firebolt (#9), Wassa (#16), Shekinah (#13), Panda Drum (#11), Effie's Joy (#15)

[] Ranking at each section and finish
 -:-:- No data available at this section
 NA No data available

SCN Saddle cloth number
 DNF Did not finish
 DNT Did not track



Horse/Jockey Name	Surreal I Am
Final Rank	1
Fastest Section Time (Section)	0:11.38 (400m)
Top Speed [km/h] (Section)	67.7 (1400m)
Race State	Finished



Doomben QLD Professional
Race 3: SKY RACING QTIS Three-Year-Old Maiden Plate - 1650m

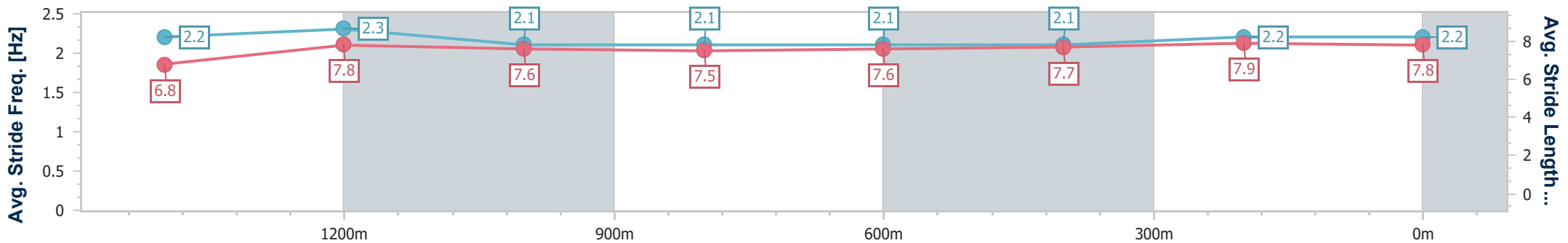
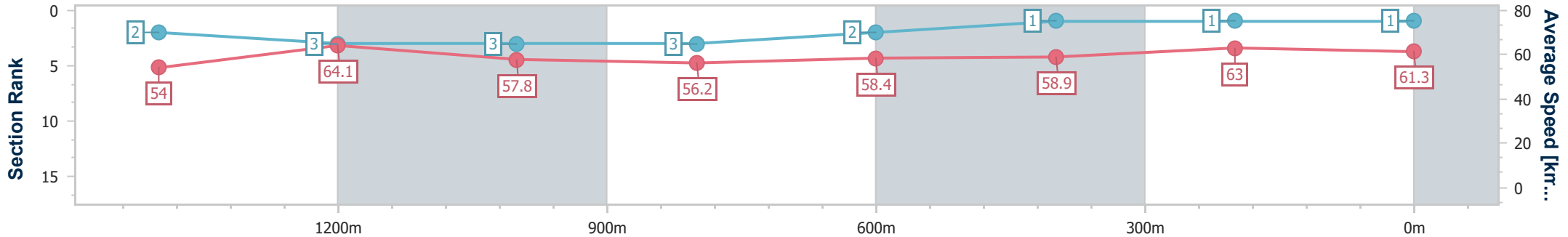


24 January 2024 - 15:24

BRISBANE RACING CLUB

Track Rating: Good 4, Weather: Fine, Rail Position: +9.5m Entire

Section	Overall	1400m	1200m	1000m	800m	600m	400m	200m
Section Times	1:41.07 [1] (0:16.78)	1:24.29 [2] (0:11.45)	1:12.84 [3] (0:12.45)	1:00.39 [3] (0:12.87)	0:47.52 [3] (0:12.32)	0:35.20 [2] (0:12.08)	0:23.12 [1] (0:11.38)	0:11.74 [1] (0:11.74)
Average Speed [km/h]	54.0	64.1	57.8	56.2	58.4	58.9	63.0	61.3
Top Speed [km/h]	66.6	67.7	62.0	59.2	59.7	60.4	64.4	63.0
Avg. Dist. to Rail [m]	4.2	3.4	1.8	1.6	0.8	1.9	1.7	1.6
Avg. Stride Freq. [Hz]	2.2	2.3	2.1	2.1	2.1	2.1	2.2	2.2
Avg. Stride Length [m]	6.8	7.8	7.6	7.5	7.6	7.7	7.9	7.8



- [] Ranking at each section and finish
- .-.- No data available at this section
- NA No data available



Horse/Jockey Name	Electric Tigriss
Final Rank	2
Fastest Section Time (Section)	0:11.31 (400m)
Top Speed [km/h] (Section)	66.3 (1400m)
Race State	Finished



Doomben QLD Professional
Race 3: SKY RACING QTIS Three-Year-Old Maiden Plate - 1650m

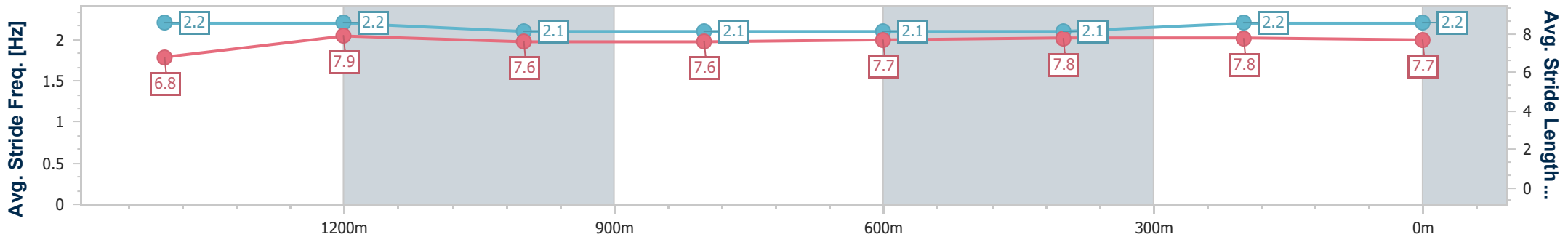
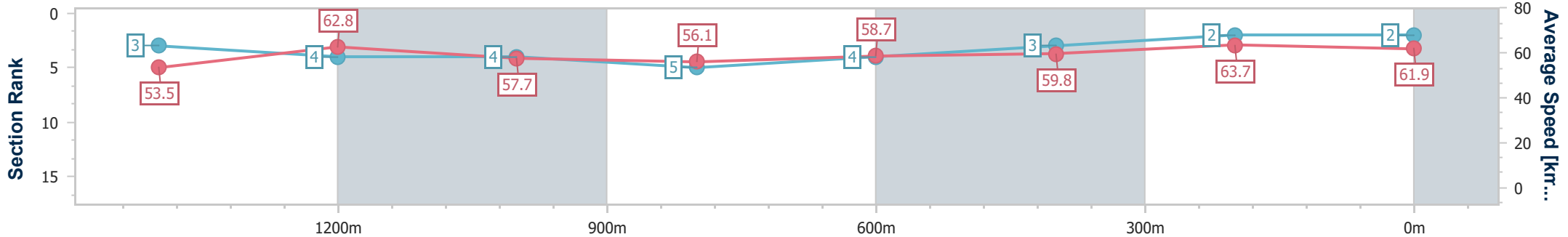


24 January 2024 - 15:24

BRISBANE RACING CLUB

Track Rating: Good 4, Weather: Fine, Rail Position: +9.5m Entire

Section	Overall	1400m	1200m	1000m	800m	600m	400m	200m
Section Times	1:41.11 [2] (0:16.81)	1:24.30 [3] (0:11.50)	1:12.80 [4] (0:12.44)	1:00.36 [4] (0:12.94)	0:47.42 [5] (0:12.34)	0:35.08 [4] (0:12.14)	0:22.94 [3] (0:11.31)	0:11.63 [2] (0:11.63)
Average Speed [km/h]	53.5	62.8	57.7	56.1	58.7	59.8	63.7	61.9
Top Speed [km/h]	66.2	66.3	61.6	59.7	59.9	61.8	65.5	64.0
Avg. Dist. to Rail [m]	1.5	0.7	1.4	1.8	1.7	1.0	1.1	1.8
Avg. Stride Freq. [Hz]	2.2	2.2	2.1	2.1	2.1	2.1	2.2	2.2
Avg. Stride Length [m]	6.8	7.9	7.6	7.6	7.7	7.8	7.8	7.7



- [] Ranking at each section and finish
- .-.- No data available at this section
- NA No data available



Horse/Jockey Name	Sharp Dazzler
Final Rank	3
Fastest Section Time (Section)	0:11.28 (400m)
Top Speed [km/h] (Section)	65.7 (400m)
Race State	Finished



Doomben QLD Professional
Race 3: SKY RACING QTIS Three-Year-Old Maiden Plate - 1650m

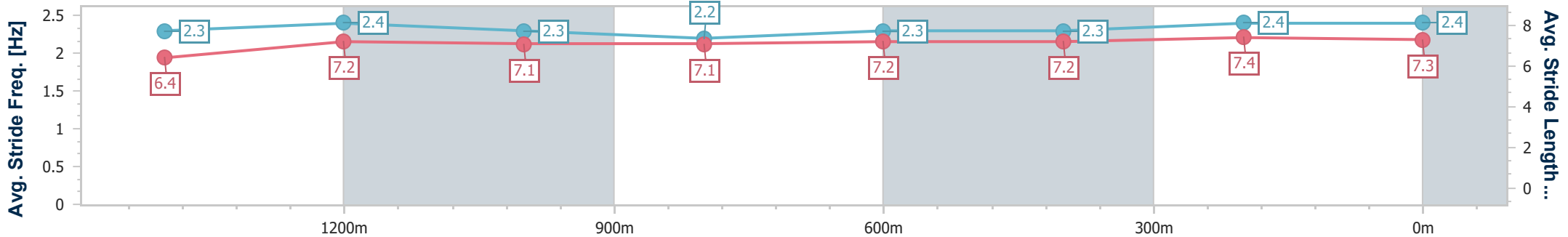
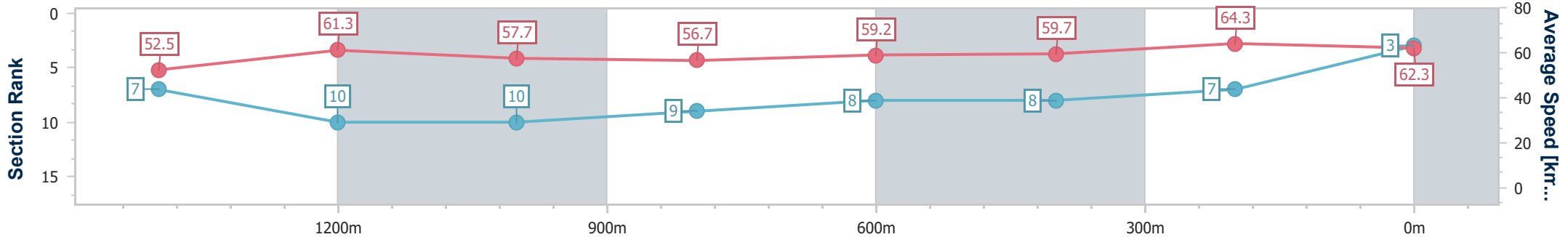
24 January 2024 - 15:24

Track Rating: Good 4, Weather: Fine, Rail Position: +9.5m Entire



BRISBANE
RACING CLUB

Section	Overall	1400m	1200m	1000m	800m	600m	400m	200m
Section Times	1:41.36 [3] (0:17.19)	1:24.17 [7] (0:11.85)	1:12.32 [10] (0:12.47)	0:59.85 [10] (0:12.72)	0:47.13 [9] (0:12.21)	0:34.92 [8] (0:12.10)	0:22.82 [8] (0:11.28)	0:11.54 [7] (0:11.54)
Average Speed [km/h]	52.5	61.3	57.7	56.7	59.2	59.7	64.3	62.3
Top Speed [km/h]	63.9	63.6	61.5	59.4	60.7	61.8	65.7	65.2
Avg. Dist. to Rail [m]	4.2	1.8	0.9	0.5	0.5	1.1	2.9	3.5
Avg. Stride Freq. [Hz]	2.3	2.4	2.3	2.2	2.3	2.3	2.4	2.4
Avg. Stride Length [m]	6.4	7.2	7.1	7.1	7.2	7.2	7.4	7.3



- [] Ranking at each section and finish
- .-.- No data available at this section
- NA No data available



Horse/Jockey Name	Autora
Final Rank	4
Fastest Section Time (Section)	0:11.35 (400m)
Top Speed [km/h] (Section)	65.2 (1400m)
Race State	Finished



Doomben QLD Professional
Race 3: SKY RACING QTIS Three-Year-Old Maiden Plate - 1650m

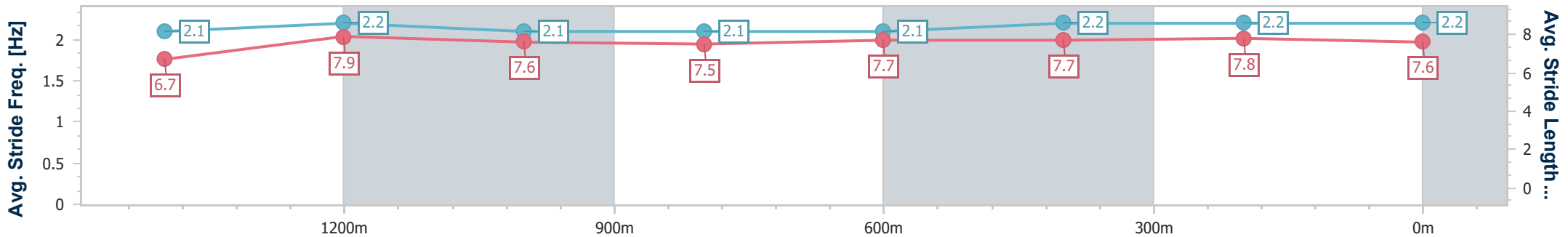
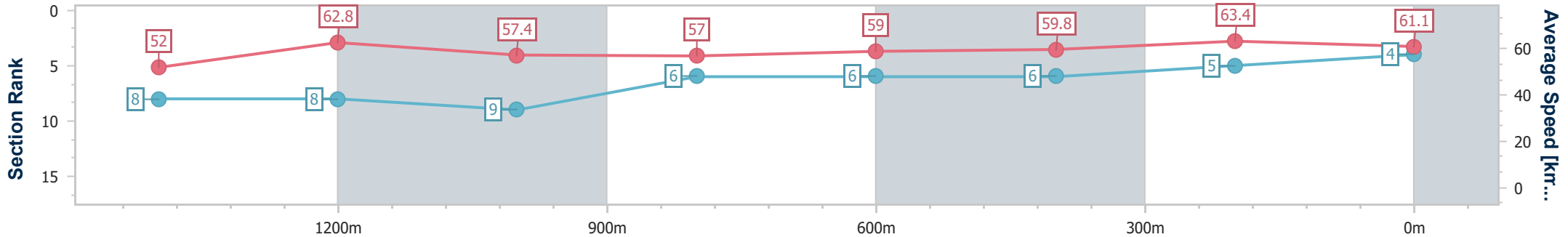


24 January 2024 - 15:24

BRISBANE RACING CLUB

Track Rating: Good 4, Weather: Fine, Rail Position: +9.5m Entire

Section	Overall	1400m	1200m	1000m	800m	600m	400m	200m
Section Times	1:41.48 [4] (0:17.23)	1:24.25 [8] (0:11.49)	1:12.76 [8] (0:12.54)	1:00.22 [9] (0:12.69)	0:47.53 [6] (0:12.31)	0:35.22 [6] (0:12.11)	0:23.11 [6] (0:11.35)	0:11.76 [5] (0:11.76)
Average Speed [km/h]	52.0	62.8	57.4	57.0	59.0	59.8	63.4	61.1
Top Speed [km/h]	64.5	65.2	60.7	60.1	60.9	61.7	64.6	63.3
Avg. Dist. to Rail [m]	1.5	0.6	1.3	1.9	1.3	0.6	1.2	1.9
Avg. Stride Freq. [Hz]	2.1	2.2	2.1	2.1	2.1	2.2	2.2	2.2
Avg. Stride Length [m]	6.7	7.9	7.6	7.5	7.7	7.7	7.8	7.6



- [] Ranking at each section and finish
- .-.- No data available at this section
- NA No data available



Horse/Jockey Name	Paris Art
Final Rank	5
Fastest Section Time (Section)	0:11.27 (400m)
Top Speed [km/h] (Section)	64.9 (1400m)
Race State	Finished



Doomben QLD Professional
Race 3: SKY RACING QTIS Three-Year-Old Maiden Plate - 1650m

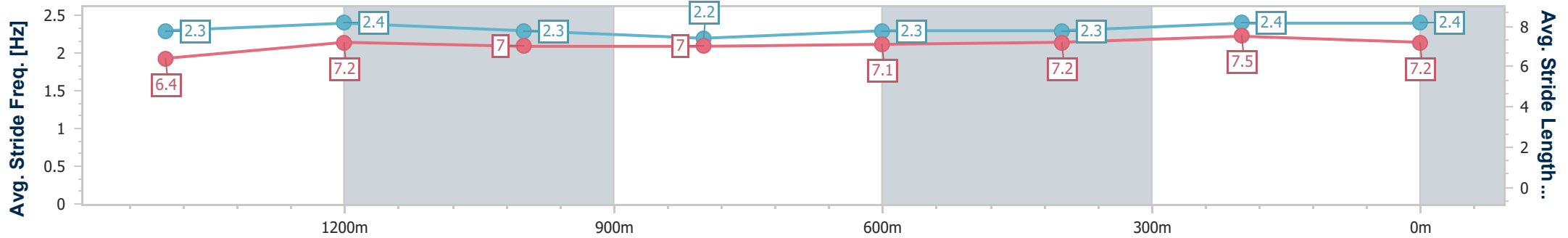
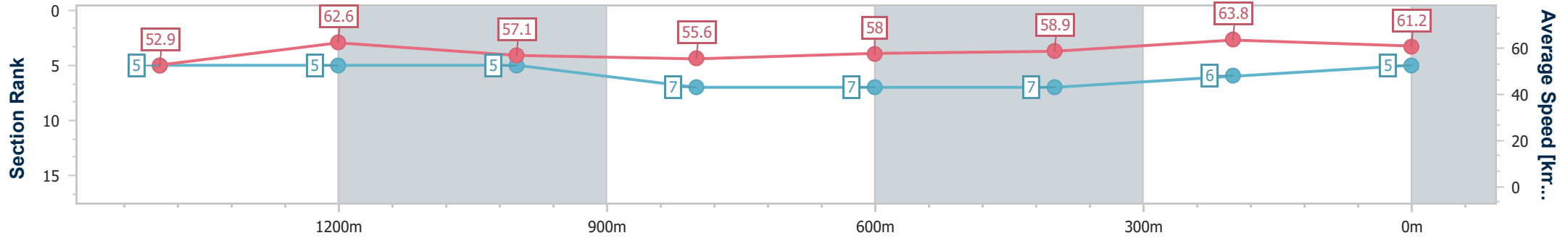
24 January 2024 - 15:24

Track Rating: Good 4, Weather: Fine, Rail Position: +9.5m Entire



BRISBANE
RACING CLUB

Section	Overall	1400m	1200m	1000m	800m	600m	400m	200m
Section Times	1:41.54 [5] (0:16.95)	1:24.59 [5] (0:11.38)	1:13.21 [5] (0:12.61)	1:00.60 [5] (0:13.03)	0:47.57 [7] (0:12.40)	0:35.17 [7] (0:12.16)	0:23.01 [7] (0:11.27)	0:11.74 [6] (0:11.74)
Average Speed [km/h]	52.9	62.6	57.1	55.6	58.0	58.9	63.8	61.2
Top Speed [km/h]	63.4	64.9	61.3	59.2	60.3	62.0	64.7	63.2
Avg. Dist. to Rail [m]	2.0	1.5	0.2	0.7	0.4	1.2	0.8	0.9
Avg. Stride Freq. [Hz]	2.3	2.4	2.3	2.2	2.3	2.3	2.4	2.4
Avg. Stride Length [m]	6.4	7.2	7.0	7.0	7.1	7.2	7.5	7.2



- [] Ranking at each section and finish
- .-.- No data available at this section
- NA No data available



Horse/Jockey Name	Flywheel
Final Rank	6
Fastest Section Time (Section)	0:11.43 (1400m)
Top Speed [km/h] (Section)	65.3 (Overall)
Race State	Finished



Doomben QLD Professional
Race 3: SKY RACING QTIS Three-Year-Old Maiden Plate - 1650m

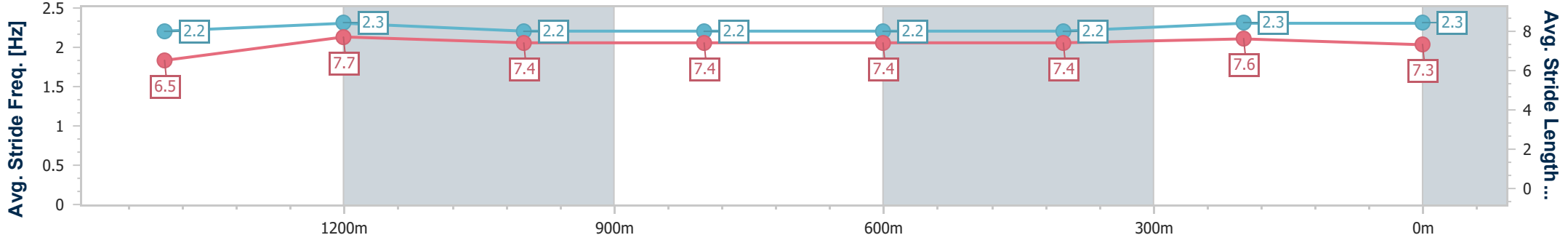
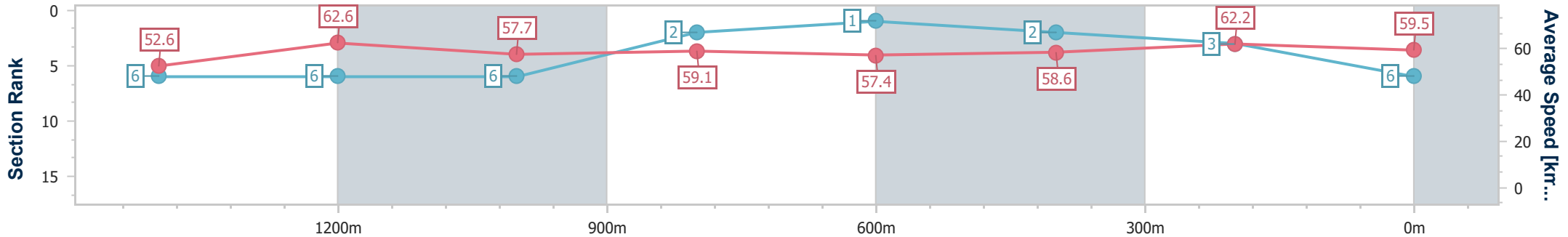


24 January 2024 - 15:24

BRISBANE RACING CLUB

Track Rating: Good 4, Weather: Fine, Rail Position: +9.5m Entire

Section	Overall	1400m	1200m	1000m	800m	600m	400m	200m
Section Times	1:41.58 [6] (0:17.10)	1:24.48 [6] (0:11.43)	1:13.05 [6] (0:12.47)	1:00.58 [6] (0:12.29)	0:48.29 [2] (0:12.47)	0:35.82 [1] (0:12.23)	0:23.59 [2] (0:11.50)	0:12.09 [3] (0:12.09)
Average Speed [km/h]	52.6	62.6	57.7	59.1	57.4	58.6	62.2	59.5
Top Speed [km/h]	65.3	65.2	60.8	60.5	59.8	60.0	63.4	61.3
Avg. Dist. to Rail [m]	1.5	1.1	0.3	1.7	0.7	1.5	1.7	1.7
Avg. Stride Freq. [Hz]	2.2	2.3	2.2	2.2	2.2	2.2	2.3	2.3
Avg. Stride Length [m]	6.5	7.7	7.4	7.4	7.4	7.4	7.6	7.3



- [] Ranking at each section and finish
- .-.- No data available at this section
- NA No data available



Horse/Jockey Name	Datinka
Final Rank	7
Fastest Section Time (Section)	0:11.24 (1400m)
Top Speed [km/h] (Section)	66.4 (Overall)
Race State	Finished



Doomben QLD Professional
Race 3: SKY RACING QTIS Three-Year-Old Maiden Plate - 1650m

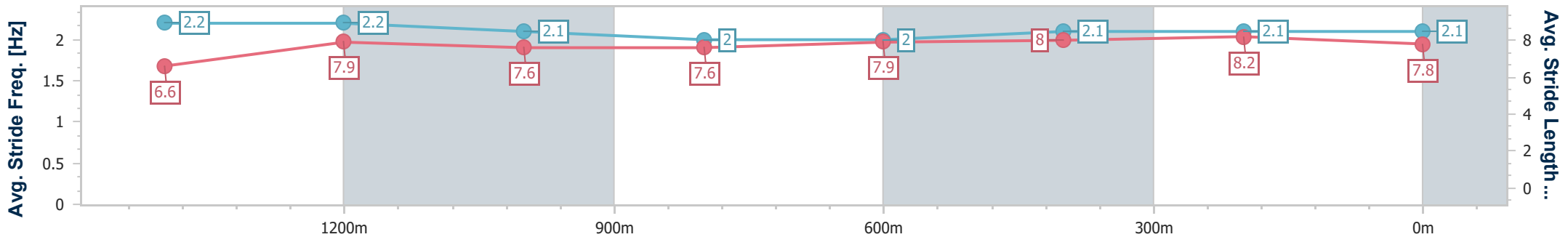
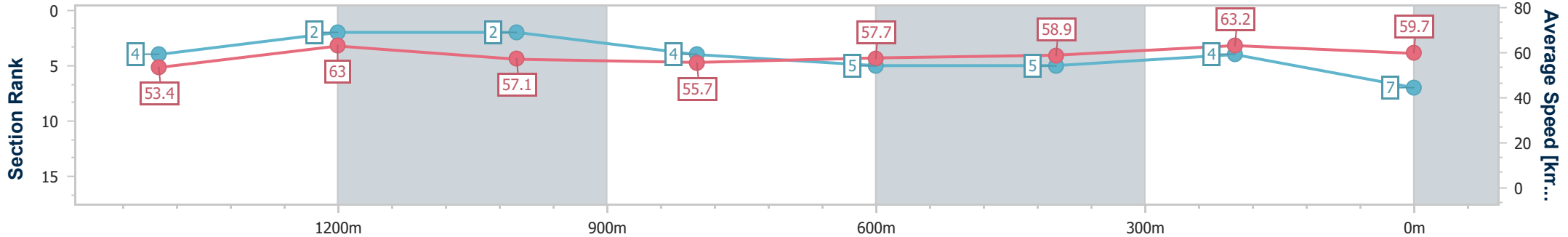


24 January 2024 - 15:24

BRISBANE RACING CLUB

Track Rating: Good 4, Weather: Fine, Rail Position: +9.5m Entire

Section	Overall	1400m	1200m	1000m	800m	600m	400m	200m
Section Times	1:41.74 [7] (0:16.84)	1:24.90 [4] (0:11.24)	1:13.66 [2] (0:12.59)	1:01.07 [2] (0:12.95)	0:48.12 [4] (0:12.51)	0:35.61 [5] (0:12.12)	0:23.49 [5] (0:11.42)	0:12.07 [4] (0:12.07)
Average Speed [km/h]	53.4	63.0	57.1	55.7	57.7	58.9	63.2	59.7
Top Speed [km/h]	66.4	65.8	60.3	58.2	59.2	61.0	64.3	62.2
Avg. Dist. to Rail [m]	0.7	2.5	1.3	0.4	0.2	0.7	0.7	1.8
Avg. Stride Freq. [Hz]	2.2	2.2	2.1	2.0	2.0	2.1	2.1	2.1
Avg. Stride Length [m]	6.6	7.9	7.6	7.6	7.9	8.0	8.2	7.8



- [] Ranking at each section and finish
- .-.- No data available at this section
- NA No data available



Horse/Jockey Name	Cypher Prince
Final Rank	8
Fastest Section Time (Section)	0:11.32 (400m)
Top Speed [km/h] (Section)	65.1 (1400m)
Race State	Finished



Doomben QLD Professional
Race 3: SKY RACING QTIS Three-Year-Old Maiden Plate - 1650m

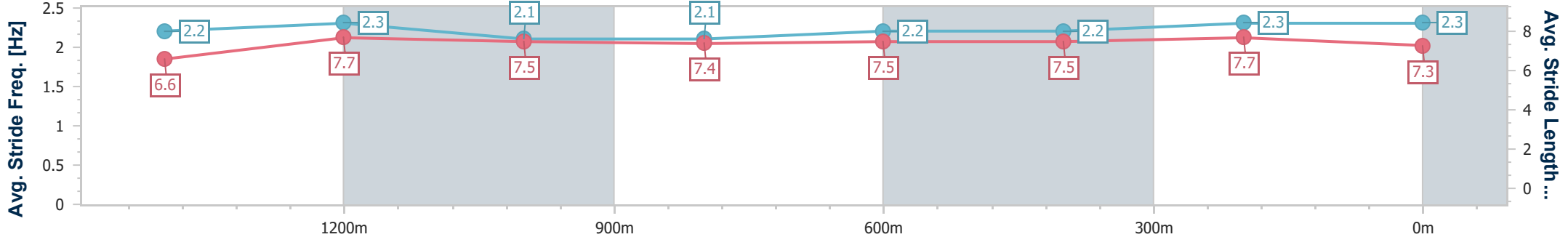
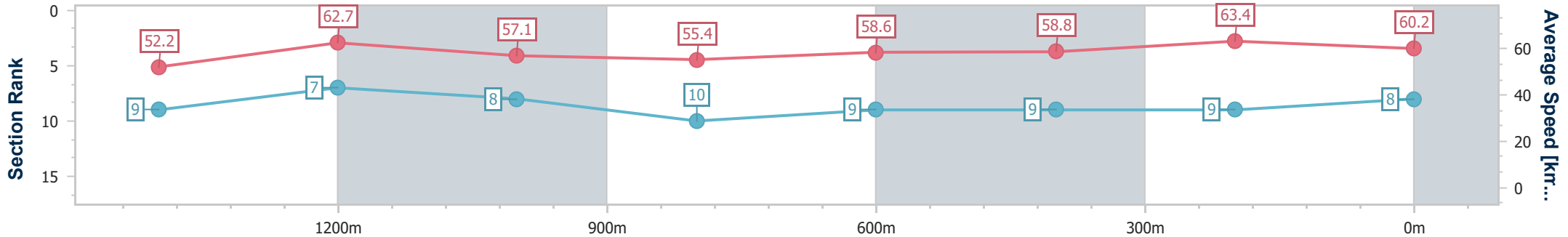


24 January 2024 - 15:24

BRISBANE
RACING CLUB

Track Rating: Good 4, Weather: Fine, Rail Position: +9.5m Entire

Section	Overall	1400m	1200m	1000m	800m	600m	400m	200m
Section Times	1:42.02 [8] (0:17.24)	1:24.78 [9] (0:11.39)	1:13.39 [7] (0:12.58)	1:00.81 [8] (0:13.04)	0:47.77 [10] (0:12.28)	0:35.49 [9] (0:12.23)	0:23.26 [9] (0:11.32)	0:11.94 [9] (0:11.94)
Average Speed [km/h]	52.2	62.7	57.1	55.4	58.6	58.8	63.4	60.2
Top Speed [km/h]	64.0	65.1	60.6	57.5	59.8	61.9	64.6	63.2
Avg. Dist. to Rail [m]	1.1	1.4	0.7	0.4	0.3	0.5	1.5	3.4
Avg. Stride Freq. [Hz]	2.2	2.3	2.1	2.1	2.2	2.2	2.3	2.3
Avg. Stride Length [m]	6.6	7.7	7.5	7.4	7.5	7.5	7.7	7.3



- [] Ranking at each section and finish
- .-.- No data available at this section
- NA No data available



Horse/Jockey Name	Scottish Laird
Final Rank	9
Fastest Section Time (Section)	0:11.48 (400m)
Top Speed [km/h] (Section)	64.8 (1400m)
Race State	Finished



Doomben QLD Professional
Race 3: SKY RACING QTIS Three-Year-Old Maiden Plate - 1650m

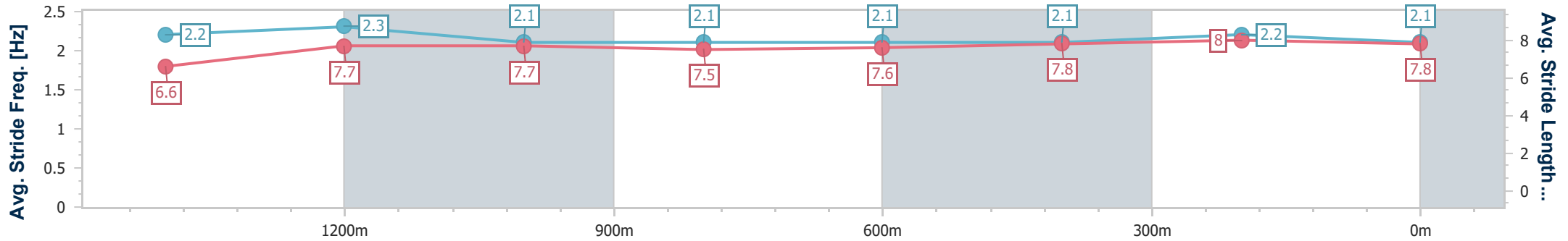
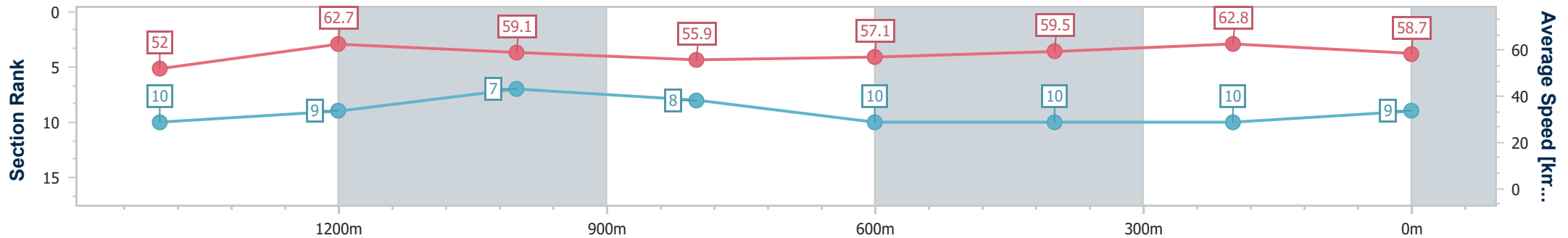
24 January 2024 - 15:24

Track Rating: Good 4, Weather: Fine, Rail Position: +9.5m Entire



BRISBANE
RACING CLUB

Section	Overall	1400m	1200m	1000m	800m	600m	400m	200m
Section Times	1:42.78 [9] (0:17.31)	1:25.47 [10] (0:11.58)	1:13.89 [9] (0:12.17)	1:01.72 [7] (0:13.01)	0:48.71 [8] (0:12.93)	0:35.78 [10] (0:12.05)	0:23.73 [10] (0:11.48)	0:12.25 [10] (0:12.25)
Average Speed [km/h]	52.0	62.7	59.1	55.9	57.1	59.5	62.8	58.7
Top Speed [km/h]	64.0	64.8	60.3	57.5	58.7	61.6	63.1	62.1
Avg. Dist. to Rail [m]	2.7	1.1	2.0	3.5	4.2	0.5	0.7	1.0
Avg. Stride Freq. [Hz]	2.2	2.3	2.1	2.1	2.1	2.1	2.2	2.1
Avg. Stride Length [m]	6.6	7.7	7.7	7.5	7.6	7.8	8.0	7.8



- [] Ranking at each section and finish
- .-.- No data available at this section
- NA No data available



Horse/Jockey Name	Yeah Copy
Final Rank	10
Fastest Section Time (Section)	0:11.09 (1400m)
Top Speed [km/h] (Section)	67.3 (1400m)
Race State	Finished



Doomben QLD Professional
Race 3: SKY RACING QTIS Three-Year-Old Maiden Plate - 1650m

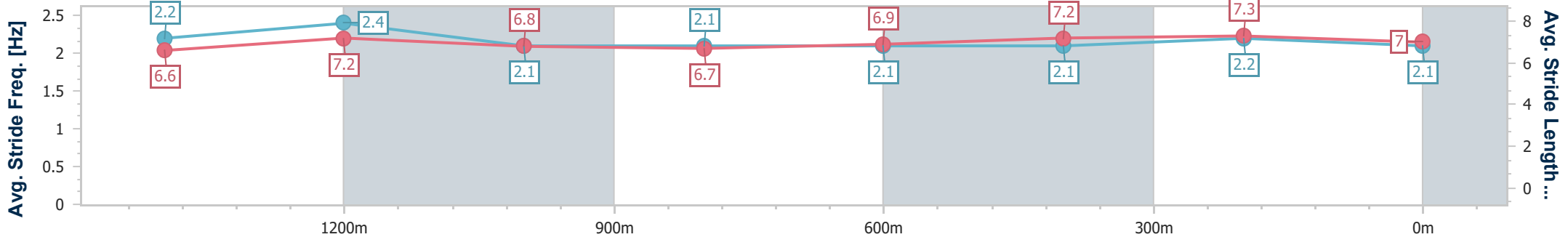
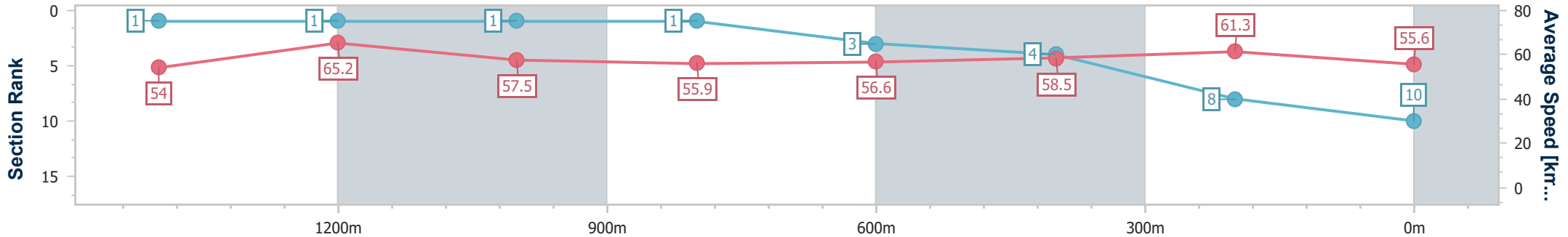
24 January 2024 - 15:24

Track Rating: Good 4, Weather: Fine, Rail Position: +9.5m Entire



BRISBANE
RACING CLUB

Section	Overall	1400m	1200m	1000m	800m	600m	400m	200m
Section Times	1:42.79 [10] (0:16.74)	1:26.05 [1] (0:11.09)	1:14.96 [1] (0:12.51)	1:02.45 [1] (0:12.85)	0:49.60 [1] (0:12.74)	0:36.86 [3] (0:12.26)	0:24.60 [4] (0:11.65)	0:12.95 [8] (0:12.95)
Average Speed [km/h]	54.0	65.2	57.5	55.9	56.6	58.5	61.3	55.6
Top Speed [km/h]	66.6	67.3	61.5	59.3	58.6	60.0	62.7	59.8
Avg. Dist. to Rail [m]	4.5	1.1	1.3	0.7	0.4	1.4	3.1	2.3
Avg. Stride Freq. [Hz]	2.2	2.4	2.1	2.1	2.1	2.1	2.2	2.1
Avg. Stride Length [m]	6.6	7.2	6.8	6.7	6.9	7.2	7.3	7.0



- [] Ranking at each section and finish
- .-.- No data available at this section
- NA No data available