



Eagle Farm QLD Professional
Race 4: SKY RACING QTIS Three-Year-Old Colts and Geldings Maiden
Plate - 1200m
26 January 2024 - 14:34



BRISBANE
RACING CLUB

Track Rating: Soft 5, Weather: Fine, Rail Position: +12m Entire

Section		Overall	1000m	800m	600m	400m	200m	Last 600m					
Field Times		1:12.43 (0:13.52)	0:58.91 (0:11.00)	0:47.91 (0:11.71)	0:36.20 (0:12.16)	0:24.04 (0:11.63)	0:12.41 (0:12.41)	0:36.20					
Rank	TAB Horse/Jockey	Barrier	Top Speed [km/h]	Fastest Section								Margin	Distance Travelled [m]
1	8 PIVOTAL LAD James Orman	6	65.3 Overall	0:11.42 400m	1:12.43 [1] (0:13.88)	0:58.55 [5] (0:11.43)	0:47.12 [7] (0:11.72)	0:35.40 [8] (0:11.89)	0:23.51 [8] (0:11.42)	0:12.09 [6] (0:12.09)	1:12.43	0:35.40	
2	6 MEAN APPROACH Andrew Mallyon	1	67.6 1000m	0:11.07 1000m	1:12.59 [2] (0:13.80)	0:58.79 [4] (0:11.07)	0:47.72 [3] (0:11.69)	0:36.03 [3] (0:11.83)	0:24.20 [1] (0:11.65)	0:12.55 [2] (0:12.55)	0.95L	0:36.03	-3
3	1 BURDEKIN BOY Justin Huxtable	5	66.8 1000m	0:11.23 1000m	1:12.68 [3] (0:13.99)	0:58.69 [7] (0:11.23)	0:47.46 [6] (0:11.63)	0:35.83 [6] (0:11.93)	0:23.90 [7] (0:11.38)	0:12.52 [3] (0:12.52)	1.47L	0:35.83	+2
4	5 MAJOR FREESTONE Cejay Graham	9	69.2 Overall	0:11.03 1000m	1:12.81 [4] (0:13.57)	0:59.24 [2] (0:11.03)	0:48.21 [2] (0:11.63)	0:36.58 [1] (0:12.16)	0:24.42 [2] (0:11.78)	0:12.64 [4] (0:12.64)	2.23L	0:36.58	+8
5	10 STROMA ASTER Martin Harley	8	65.2 1000m	0:11.28 1000m	1:12.81 [5] (0:14.21)	0:58.60 [9] (0:11.28)	0:47.32 [8] (0:11.53)	0:35.79 [7] (0:11.66)	0:24.13 [5] (0:11.56)	0:12.57 [5] (0:12.57)	2.24L	0:35.79	-2
6	3 GOLD DAZZLER Ryan Maloney	3	66.2 1000m	0:11.33 1000m	1:12.85 [6] (0:13.63)	0:59.22 [3] (0:11.33)	0:47.89 [4] (0:11.65)	0:36.24 [4] (0:11.97)	0:24.27 [3] (0:11.44)	0:12.83 [1] (0:12.83)	2.48L	0:36.24	+2
7	2 BUTE MOVES Mark Du Plessis	4	66.4 Overall	0:11.13 1000m	1:13.25 [7] (0:13.93)	0:59.32 [6] (0:11.13)	0:48.19 [5] (0:11.72)	0:36.47 [5] (0:11.83)	0:24.64 [4] (0:11.74)	0:12.90 [7] (0:12.90)	4.85L	0:36.47	+0
8	11 SCOTTISH FARMER Dale Smith	12	65.2 1000m	0:11.49 1000m	1:13.26 [8] (0:14.04)	0:59.22 [8] (0:11.49)	0:47.73 [9] (0:11.74)	0:35.99 [9] (0:11.70)	0:24.29 [9] (0:11.69)	0:12.60 [8] (0:12.60)	4.91L	0:35.99	+2
9	9 ROTHSPHENE Yvette Lewis	2	65.3 1000m	0:11.40 1000m	1:14.26 [9] (0:14.39)	0:59.87 [10] (0:11.40)	0:48.47 [10] (0:12.06)	0:36.41 [10] (0:11.82)	0:24.59 [10] (0:11.80)	0:12.79 [9] (0:12.79)	10.76L	0:36.41	+0
10	4 KEEP SAFE Ben Thompson	10	69.0 1000m	0:11.00 1000m	1:24.41 [10] (0:13.52)	1:10.89 [1] (0:11.00)	0:59.89 [1] (0:11.79)	0:48.10 [2] (0:12.43)	0:35.67 [6] (0:15.19)	0:20.48 [10] (0:20.48)	70.5L	0:48.10	+10

Scratched: Mystic Mac (#7), Optimus Maximus (#12), Gypsy Power (#13), Woodland Wonder (#14)

[] Ranking at each section and finish
 -:-:- No data available at this section
 NA No data available
 SCN Saddle cloth number
 DNF Did not finish
 DNT Did not track



Horse/Jockey Name	Pivotal Lad
Final Rank	1
Fastest Section Time (Section)	0:11.42 (400m)
Top Speed [km/h] (Section)	65.3 (Overall)
Race State	Finished

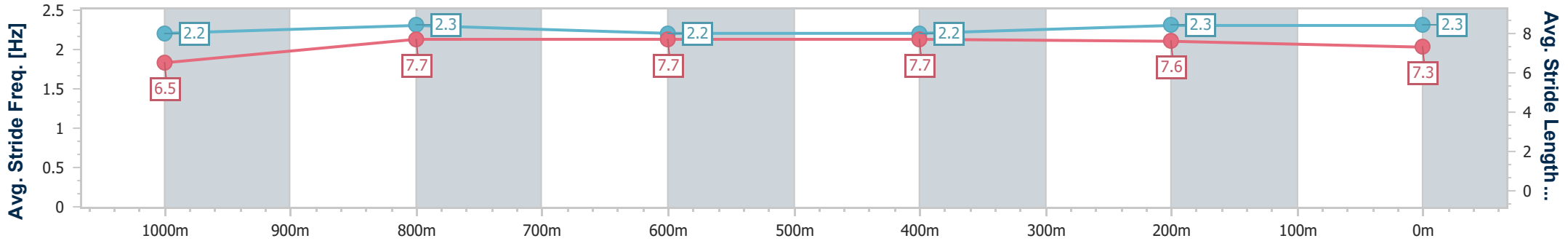
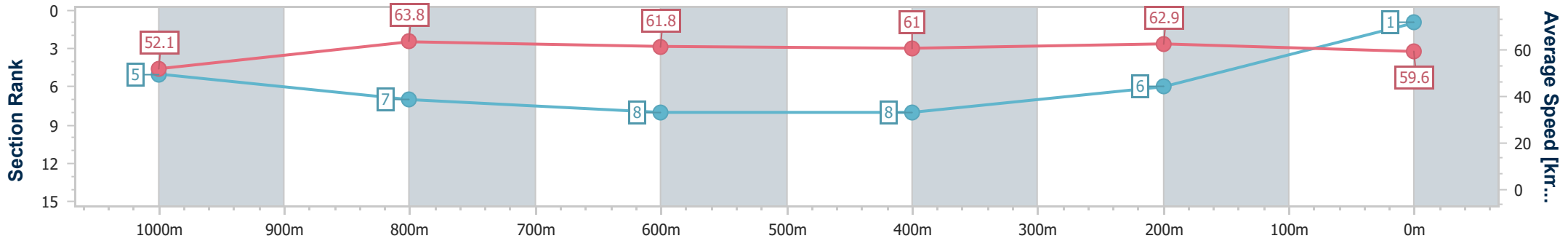


Eagle Farm QLD Professional
 Race 4: SKY RACING QTIS Three-Year-Old Colts and Geldings
 Maiden Plate - 1200m
 26 January 2024 - 14:34
 Track Rating: Soft 5, Weather: Fine, Rail Position: +12m Entire



BRISBANE
 RACING CLUB

Section	Overall	1000m	800m	600m	400m	200m
Section Times	1:12.43 [1] (0:13.88)	0:58.55 [5] (0:11.43)	0:47.12 [7] (0:11.72)	0:35.40 [8] (0:11.89)	0:23.51 [8] (0:11.42)	0:12.09 [6] (0:12.09)
Average Speed [km/h]	52.1	63.8	61.8	61.0	62.9	59.6
Top Speed [km/h]	65.3	64.8	63.5	61.4	64.3	62.6
Avg. Dist. to Rail [m]	3.6	2.4	1.5	1.6	5.2	6.2
Avg. Stride Freq. [Hz]	2.2	2.3	2.2	2.2	2.3	2.3
Avg. Stride Length [m]	6.5	7.7	7.7	7.7	7.6	7.3



- [] Ranking at each section and finish
- .-.- No data available at this section
- NA No data available



Horse/Jockey Name	Mean Approach
Final Rank	2
Fastest Section Time (Section)	0:11.07 (1000m)
Top Speed [km/h] (Section)	67.6 (1000m)
Race State	Finished

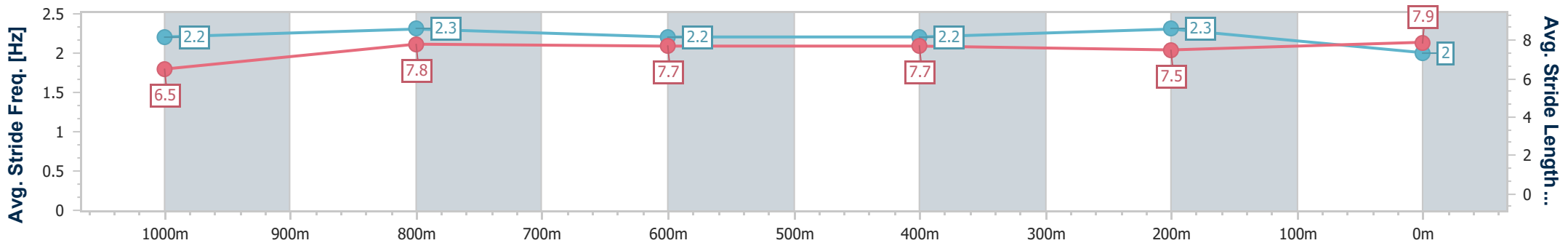
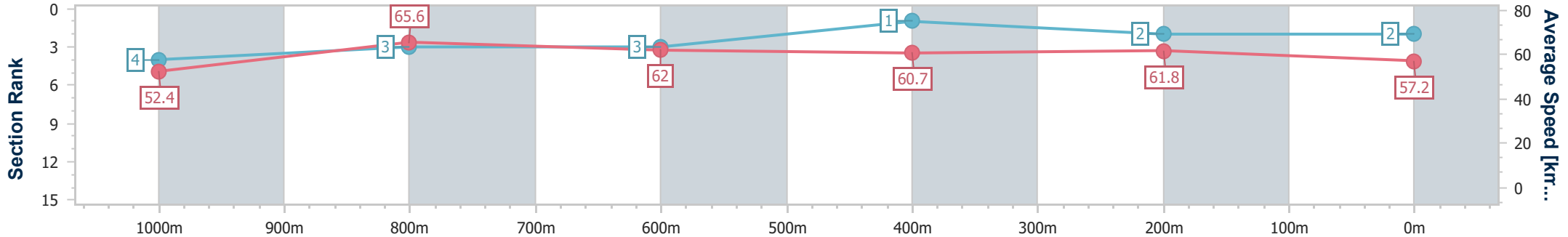


Eagle Farm QLD Professional
 Race 4: SKY RACING QTIS Three-Year-Old Colts and Geldings
 Maiden Plate - 1200m
 26 January 2024 - 14:34
 Track Rating: Soft 5, Weather: Fine, Rail Position: +12m Entire



BRISBANE
 RACING CLUB

Section	Overall	1000m	800m	600m	400m	200m
Section Times	1:12.59 [2] (0:13.80)	0:58.79 [4] (0:11.07)	0:47.72 [3] (0:11.69)	0:36.03 [3] (0:11.83)	0:24.20 [1] (0:11.65)	0:12.55 [2] (0:12.55)
Average Speed [km/h]	52.4	65.6	62.0	60.7	61.8	57.2
Top Speed [km/h]	66.7	67.6	63.8	61.6	62.8	61.1
Avg. Dist. to Rail [m]	0.9	1.6	1.4	0.7	2.0	1.3
Avg. Stride Freq. [Hz]	2.2	2.3	2.2	2.2	2.3	2.0
Avg. Stride Length [m]	6.5	7.8	7.7	7.7	7.5	7.9



- [] Ranking at each section and finish
- .-.- No data available at this section
- NA No data available



Horse/Jockey Name	Burdekin Boy
Final Rank	3
Fastest Section Time (Section)	0:11.23 (1000m)
Top Speed [km/h] (Section)	66.8 (1000m)
Race State	Finished

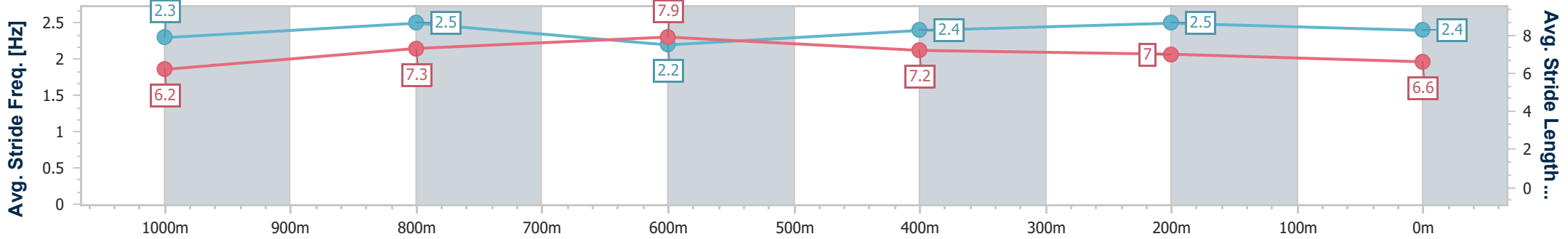
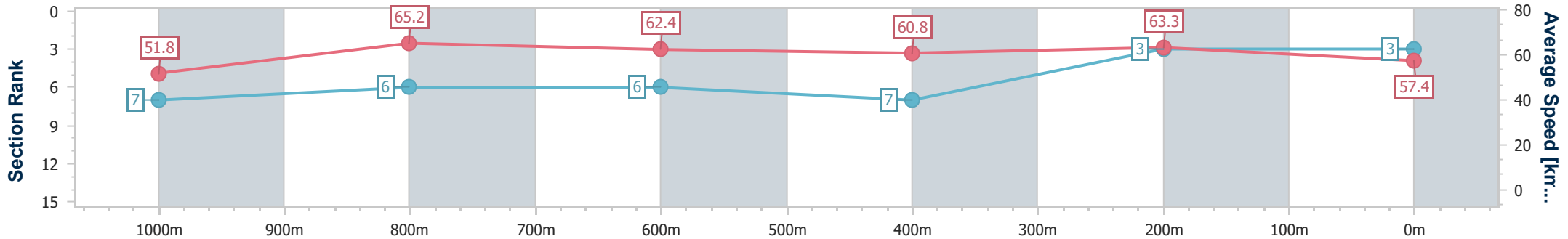


Eagle Farm QLD Professional
 Race 4: SKY RACING QTIS Three-Year-Old Colts and Geldings
 Maiden Plate - 1200m
 26 January 2024 - 14:34
 Track Rating: Soft 5, Weather: Fine, Rail Position: +12m Entire



BRISBANE
 RACING CLUB

Section	Overall	1000m	800m	600m	400m	200m
Section Times	1:12.68 [3] (0:13.99)	0:58.69 [7] (0:11.23)	0:47.46 [6] (0:11.63)	0:35.83 [6] (0:11.93)	0:23.90 [7] (0:11.38)	0:12.52 [3] (0:12.52)
Average Speed [km/h]	51.8	65.2	62.4	60.8	63.3	57.4
Top Speed [km/h]	66.1	66.8	64.8	62.5	64.4	62.6
Avg. Dist. to Rail [m]	4.0	3.9	1.8	1.9	6.0	6.2
Avg. Stride Freq. [Hz]	2.3	2.5	2.2	2.4	2.5	2.4
Avg. Stride Length [m]	6.2	7.3	7.9	7.2	7.0	6.6



- [] Ranking at each section and finish
- .-.- No data available at this section
- NA No data available



Horse/Jockey Name	Major Freestone
Final Rank	4
Fastest Section Time (Section)	0:11.03 (1000m)
Top Speed [km/h] (Section)	69.2 (Overall)
Race State	Finished

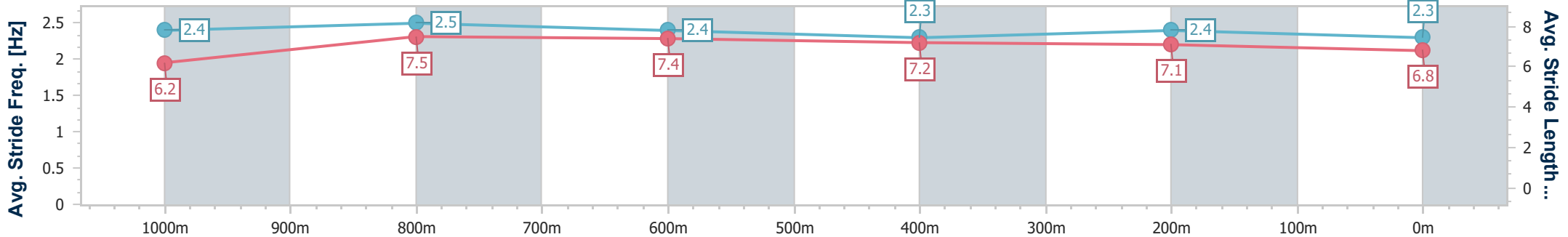
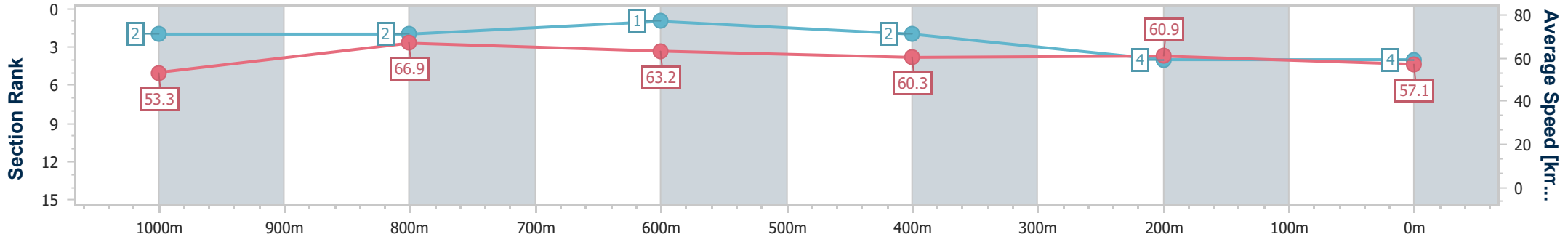


Eagle Farm QLD Professional
 Race 4: SKY RACING QTIS Three-Year-Old Colts and Geldings
 Maiden Plate - 1200m
 26 January 2024 - 14:34
 Track Rating: Soft 5, Weather: Fine, Rail Position: +12m Entire



BRISBANE
 RACING CLUB

Section	Overall	1000m	800m	600m	400m	200m
Section Times	1:12.81 [4] (0:13.57)	0:59.24 [2] (0:11.03)	0:48.21 [2] (0:11.63)	0:36.58 [1] (0:12.16)	0:24.42 [2] (0:11.78)	0:12.64 [4] (0:12.64)
Average Speed [km/h]	53.3	66.9	63.2	60.3	60.9	57.1
Top Speed [km/h]	69.2	69.1	66.0	62.6	63.0	60.7
Avg. Dist. to Rail [m]	5.5	4.5	4.8	3.8	4.0	1.4
Avg. Stride Freq. [Hz]	2.4	2.5	2.4	2.3	2.4	2.3
Avg. Stride Length [m]	6.2	7.5	7.4	7.2	7.1	6.8



- [] Ranking at each section and finish
- .-.- No data available at this section
- NA No data available



Horse/Jockey Name	Stroma Aster
Final Rank	5
Fastest Section Time (Section)	0:11.28 (1000m)
Top Speed [km/h] (Section)	65.2 (1000m)
Race State	Finished

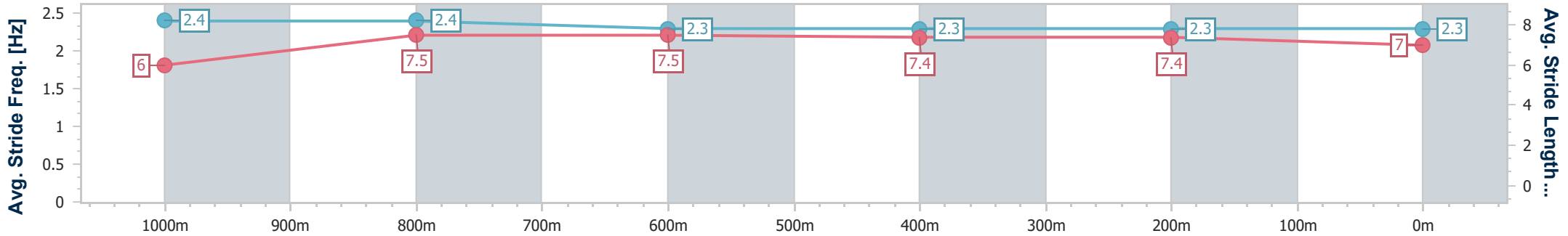
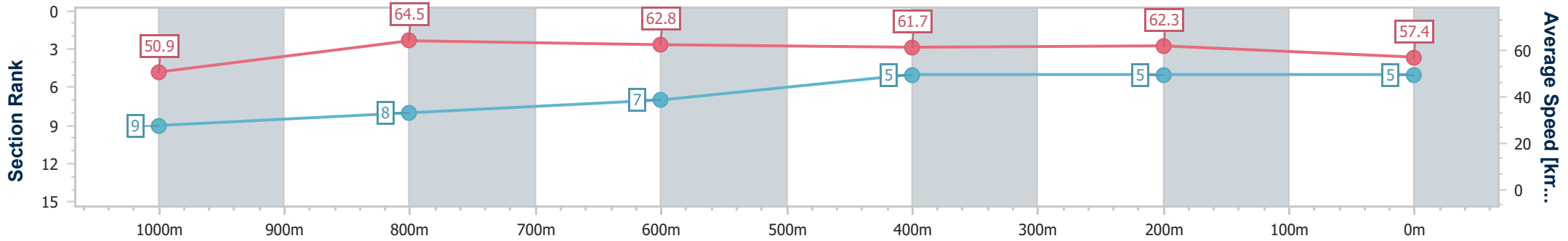


Eagle Farm QLD Professional
 Race 4: SKY RACING QTIS Three-Year-Old Colts and Geldings
 Maiden Plate - 1200m
 26 January 2024 - 14:34
 Track Rating: Soft 5, Weather: Fine, Rail Position: +12m Entire



BRISBANE
 RACING CLUB

Section	Overall	1000m	800m	600m	400m	200m
Section Times	1:12.81 [5] (0:14.21)	0:58.60 [9] (0:11.28)	0:47.32 [8] (0:11.53)	0:35.79 [7] (0:11.66)	0:24.13 [5] (0:11.56)	0:12.57 [5] (0:12.57)
Average Speed [km/h]	50.9	64.5	62.8	61.7	62.3	57.4
Top Speed [km/h]	65.0	65.2	64.5	63.1	64.0	59.8
Avg. Dist. to Rail [m]	4.1	2.9	1.0	0.4	4.7	4.2
Avg. Stride Freq. [Hz]	2.4	2.4	2.3	2.3	2.3	2.3
Avg. Stride Length [m]	6.0	7.5	7.5	7.4	7.4	7.0



- [] Ranking at each section and finish
- .-.- No data available at this section
- NA No data available



Horse/Jockey Name	Gold Dazzler
Final Rank	6
Fastest Section Time (Section)	0:11.33 (1000m)
Top Speed [km/h] (Section)	66.2 (1000m)
Race State	Finished

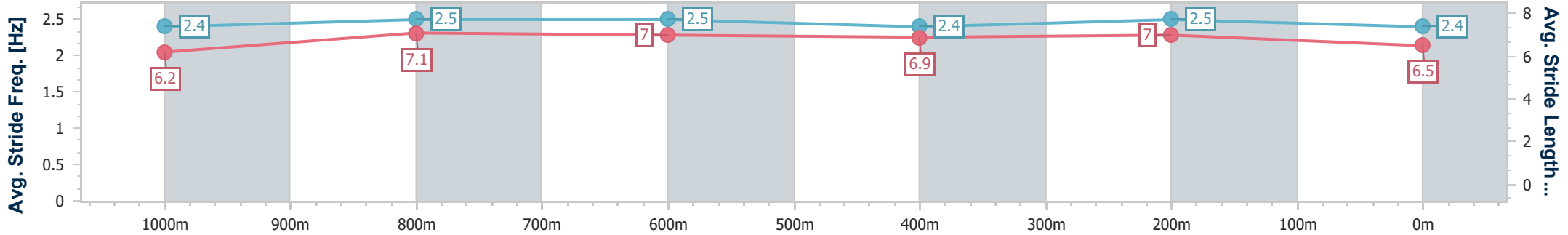
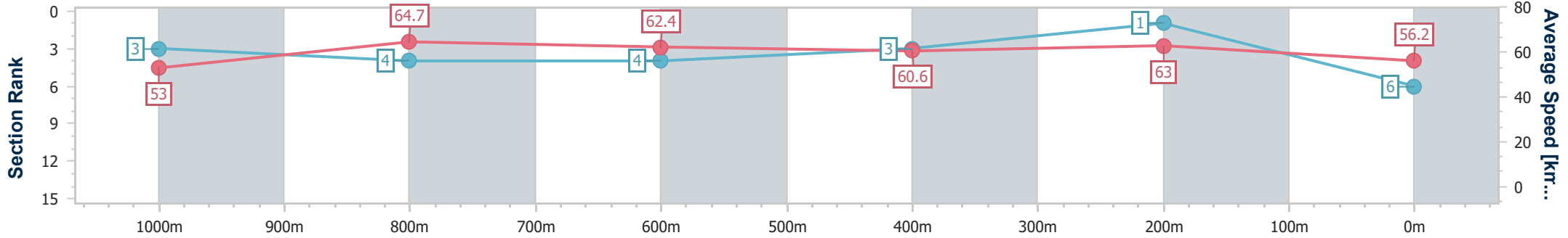


Eagle Farm QLD Professional
 Race 4: SKY RACING QTIS Three-Year-Old Colts and Geldings
 Maiden Plate - 1200m
 26 January 2024 - 14:34
 Track Rating: Soft 5, Weather: Fine, Rail Position: +12m Entire



BRISBANE
 RACING CLUB

Section	Overall	1000m	800m	600m	400m	200m
Section Times	1:12.85 [6] (0:13.63)	0:59.22 [3] (0:11.33)	0:47.89 [4] (0:11.65)	0:36.24 [4] (0:11.97)	0:24.27 [3] (0:11.44)	0:12.83 [1] (0:12.83)
Average Speed [km/h]	53.0	64.7	62.4	60.6	63.0	56.2
Top Speed [km/h]	65.9	66.2	63.6	62.6	64.1	60.7
Avg. Dist. to Rail [m]	3.1	3.6	2.0	2.3	4.8	4.9
Avg. Stride Freq. [Hz]	2.4	2.5	2.5	2.4	2.5	2.4
Avg. Stride Length [m]	6.2	7.1	7.0	6.9	7.0	6.5



- [] Ranking at each section and finish
- .-.- No data available at this section
- NA No data available



Horse/Jockey Name	Bute Moves
Final Rank	7
Fastest Section Time (Section)	0:11.13 (1000m)
Top Speed [km/h] (Section)	66.4 (Overall)
Race State	Finished

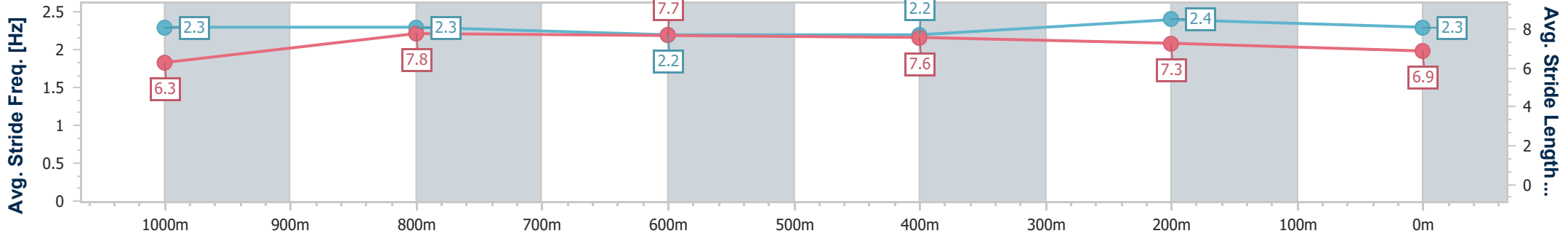
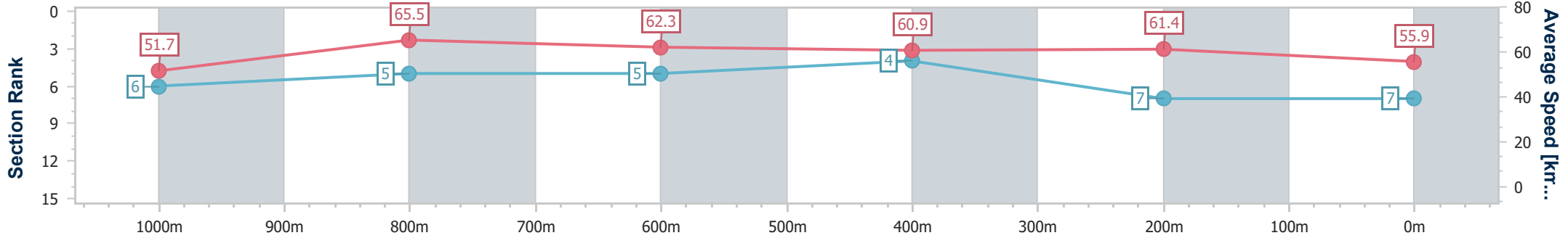


Eagle Farm QLD Professional
 Race 4: SKY RACING QTIS Three-Year-Old Colts and Geldings
 Maiden Plate - 1200m
 26 January 2024 - 14:34
 Track Rating: Soft 5, Weather: Fine, Rail Position: +12m Entire



BRISBANE
 RACING CLUB

Section	Overall	1000m	800m	600m	400m	200m
Section Times	1:13.25 [7] (0:13.93)	0:59.32 [6] (0:11.13)	0:48.19 [5] (0:11.72)	0:36.47 [5] (0:11.83)	0:24.64 [4] (0:11.74)	0:12.90 [7] (0:12.90)
Average Speed [km/h]	51.7	65.5	62.3	60.9	61.4	55.9
Top Speed [km/h]	66.4	66.0	64.7	61.9	63.2	59.3
Avg. Dist. to Rail [m]	2.3	2.5	3.3	1.1	1.2	0.7
Avg. Stride Freq. [Hz]	2.3	2.3	2.2	2.2	2.4	2.3
Avg. Stride Length [m]	6.3	7.8	7.7	7.6	7.3	6.9



- [] Ranking at each section and finish
- .-.- No data available at this section
- NA No data available



Horse/Jockey Name	Scottish Farmer
Final Rank	8
Fastest Section Time (Section)	0:11.49 (1000m)
Top Speed [km/h] (Section)	65.2 (1000m)
Race State	Finished

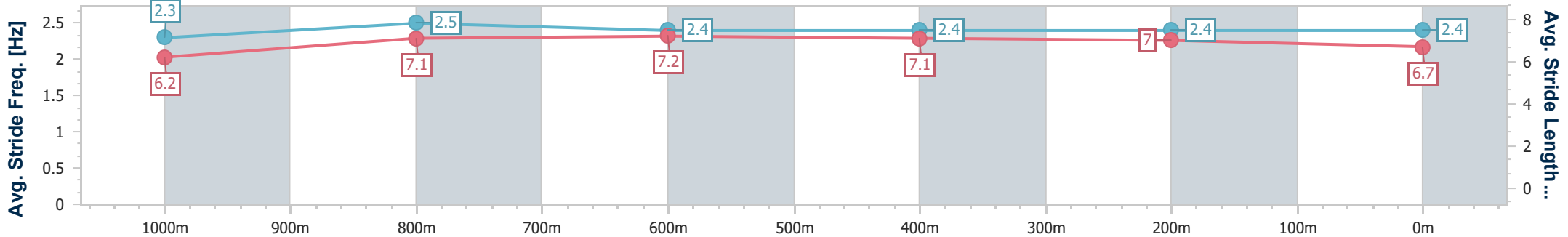
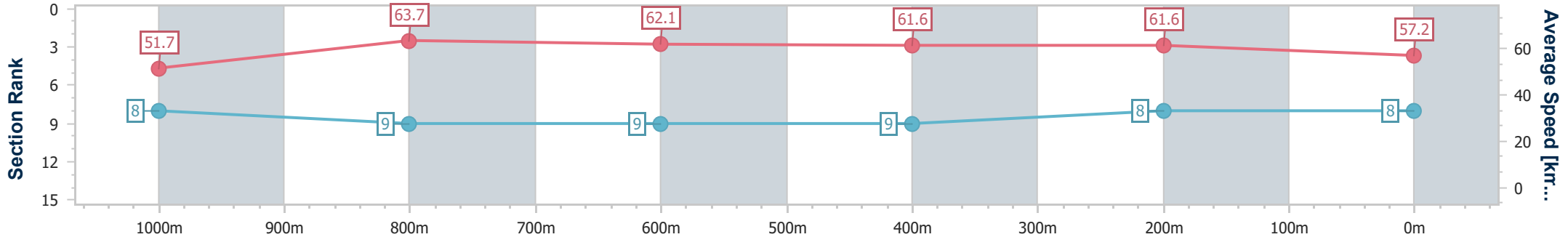


Eagle Farm QLD Professional
 Race 4: SKY RACING QTIS Three-Year-Old Colts and Geldings
 Maiden Plate - 1200m
 26 January 2024 - 14:34
 Track Rating: Soft 5, Weather: Fine, Rail Position: +12m Entire



BRISBANE
 RACING CLUB

Section	Overall	1000m	800m	600m	400m	200m
Section Times	1:13.26 [8] (0:14.04)	0:59.22 [8] (0:11.49)	0:47.73 [9] (0:11.74)	0:35.99 [9] (0:11.70)	0:24.29 [9] (0:11.69)	0:12.60 [8] (0:12.60)
Average Speed [km/h]	51.7	63.7	62.1	61.6	61.6	57.2
Top Speed [km/h]	65.1	65.2	63.3	63.3	62.2	61.1
Avg. Dist. to Rail [m]	7.0	3.6	2.5	0.9	1.4	2.8
Avg. Stride Freq. [Hz]	2.3	2.5	2.4	2.4	2.4	2.4
Avg. Stride Length [m]	6.2	7.1	7.2	7.1	7.0	6.7



- [] Ranking at each section and finish
- .-.- No data available at this section
- NA No data available



Horse/Jockey Name	Rothsphene
Final Rank	9
Fastest Section Time (Section)	0:11.40 (1000m)
Top Speed [km/h] (Section)	65.3 (1000m)
Race State	Finished

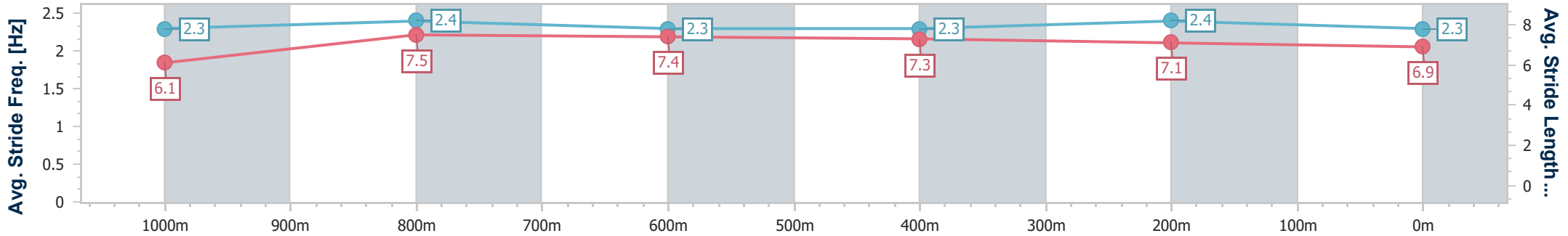
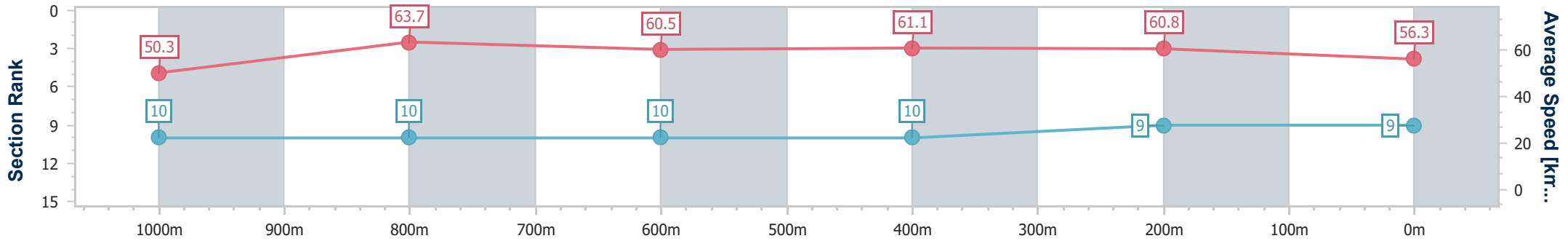


Eagle Farm QLD Professional
 Race 4: SKY RACING QTIS Three-Year-Old Colts and Geldings
 Maiden Plate - 1200m
 26 January 2024 - 14:34
 Track Rating: Soft 5, Weather: Fine, Rail Position: +12m Entire



BRISBANE
 RACING CLUB

Section	Overall	1000m	800m	600m	400m	200m
Section Times	1:14.26 [9] (0:14.39)	0:59.87 [10] (0:11.40)	0:48.47 [10] (0:12.06)	0:36.41 [10] (0:11.82)	0:24.59 [10] (0:11.80)	0:12.79 [9] (0:12.79)
Average Speed [km/h]	50.3	63.7	60.5	61.1	60.8	56.3
Top Speed [km/h]	64.7	65.3	62.9	62.1	62.4	59.7
Avg. Dist. to Rail [m]	2.3	2.6	2.3	0.7	2.3	2.1
Avg. Stride Freq. [Hz]	2.3	2.4	2.3	2.3	2.4	2.3
Avg. Stride Length [m]	6.1	7.5	7.4	7.3	7.1	6.9



- [] Ranking at each section and finish
- .-.- No data available at this section
- NA No data available



Horse/Jockey Name	Keep Safe
Final Rank	10
Fastest Section Time (Section)	0:11.00 (1000m)
Top Speed [km/h] (Section)	69.0 (1000m)
Race State	Finished

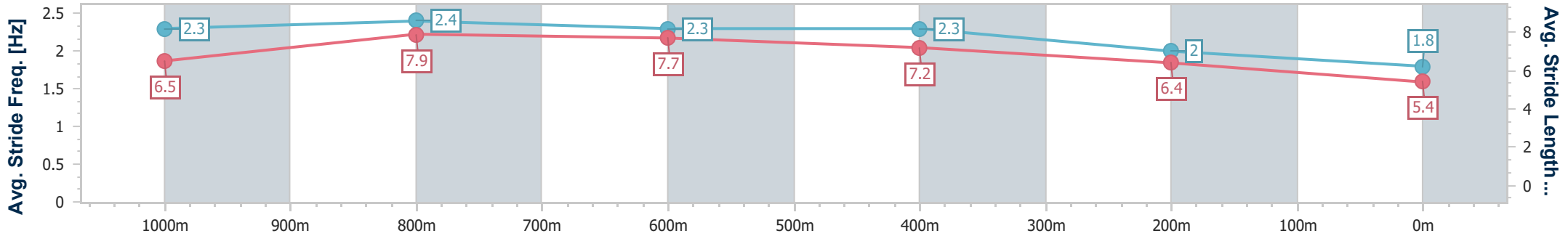
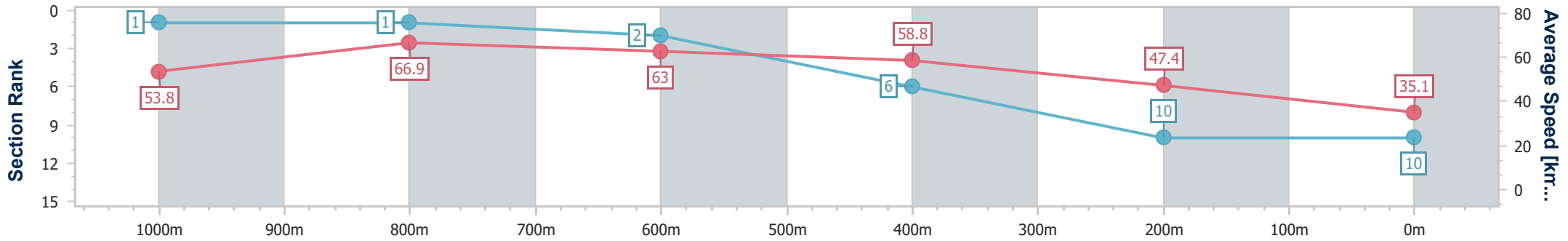


Eagle Farm QLD Professional
 Race 4: SKY RACING QTIS Three-Year-Old Colts and Geldings
 Maiden Plate - 1200m
 26 January 2024 - 14:34
 Track Rating: Soft 5, Weather: Fine, Rail Position: +12m Entire



BRISBANE
 RACING CLUB

Section	Overall	1000m	800m	600m	400m	200m
Section Times	1:24.41 [10] (0:13.52)	1:10.89 [1] (0:11.00)	0:59.89 [1] (0:11.79)	0:48.10 [2] (0:12.43)	0:35.67 [6] (0:15.19)	0:20.48 [10] (0:20.48)
Average Speed [km/h]	53.8	66.9	63.0	58.8	47.4	35.1
Top Speed [km/h]	67.4	69.0	64.5	61.6	54.5	40.3
Avg. Dist. to Rail [m]	6.5	5.4	6.5	3.4	4.1	2.6
Avg. Stride Freq. [Hz]	2.3	2.4	2.3	2.3	2.0	1.8
Avg. Stride Length [m]	6.5	7.9	7.7	7.2	6.4	5.4



- [] Ranking at each section and finish
- .-.- No data available at this section
- NA No data available