



# Eagle Farm QLD Professional

## Race 5: SOUTHS SPORTS CLUB Class 1 Handicap - 1200m

26 January 2024 - 15:12



BRISBANE  
RACING CLUB

Track Rating: Soft 5, Weather: Fine, Rail Position: +12m Entire

| Section |                                      | Field Times          |                      |                      |                          |                          |                          |                          |                          |                          |         |         | Last 600m |                        |
|---------|--------------------------------------|----------------------|----------------------|----------------------|--------------------------|--------------------------|--------------------------|--------------------------|--------------------------|--------------------------|---------|---------|-----------|------------------------|
|         |                                      | Overall              | 1000m                | 800m                 | 600m                     | 400m                     | 200m                     |                          |                          |                          |         |         | 0:36.11   |                        |
|         |                                      | 1:11.63<br>(0:13.11) | 0:58.52<br>(0:11.23) | 0:47.29<br>(0:11.18) | 0:36.11<br>(0:11.43)     | 0:24.68<br>(0:11.78)     | 0:12.90<br>(0:12.90)     |                          |                          |                          |         |         |           |                        |
| Rank    | TAB Horse/Jockey                     | Barrier              | Top Speed [km/h]     | Fastest Section      |                          |                          |                          |                          |                          |                          |         |         | Margin    | Distance Travelled [m] |
| 1       | 3 DAMO DAYZ<br>Ryan Maloney          | 3                    | 66.1<br>800m         | 0:11.23<br>800m      | 1:11.63 [1]<br>(0:13.56) | 0:58.07 [4]<br>(0:11.38) | 0:46.69 [5]<br>(0:11.23) | 0:35.46 [5]<br>(0:11.48) | 0:23.98 [5]<br>(0:11.42) | 0:12.56 [4]<br>(0:12.56) | 1:11.63 | 0:35.46 |           |                        |
| 2       | 2 LOVEWILLCOMELATER<br>Martin Harley | 6                    | 66.3<br>1000m        | 0:11.02<br>1000m     | 1:11.77 [2]<br>(0:13.84) | 0:57.93 [6]<br>(0:11.02) | 0:46.91 [4]<br>(0:11.20) | 0:35.71 [4]<br>(0:11.25) | 0:24.46 [3]<br>(0:11.55) | 0:12.91 [3]<br>(0:12.91) | 0.79L   | 0:35.71 | -3        |                        |
| 3       | 11 MALARINA<br>Kyle Wilson-Taylor    | 8                    | 67.8<br>1000m        | 0:11.10<br>1000m     | 1:11.85 [3]<br>(0:13.95) | 0:57.90 [7]<br>(0:11.10) | 0:46.80 [7]<br>(0:11.37) | 0:35.43 [7]<br>(0:11.55) | 0:23.88 [6]<br>(0:11.53) | 0:12.35 [6]<br>(0:12.35) | 1.3L    | 0:35.43 | +0        |                        |
| 4       | 7 IN BARCELONA<br>Cejay Graham       | 10                   | 70.4<br>Overall      | 0:11.06<br>1000m     | 1:12.01 [4]<br>(0:13.28) | 0:58.73 [2]<br>(0:11.06) | 0:47.67 [1]<br>(0:11.18) | 0:36.49 [1]<br>(0:11.43) | 0:25.06 [1]<br>(0:11.78) | 0:13.28 [1]<br>(0:13.28) | 2.24L   | 0:36.49 | -2        |                        |
| 5       | 9 PLATINUM LIES<br>Nikita Beriman    | 5                    | 67.9<br>Overall      | 0:11.25<br>1000m     | 1:12.04 [5]<br>(0:13.11) | 0:58.93 [1]<br>(0:11.25) | 0:47.68 [2]<br>(0:11.31) | 0:36.37 [2]<br>(0:11.38) | 0:24.99 [2]<br>(0:11.71) | 0:13.28 [2]<br>(0:13.28) | 2.37L   | 0:36.37 | -2        |                        |
| 6       | 8 UP THE COUNTRY<br>Ben Thompson     | 2                    | 66.9<br>Overall      | 0:11.18<br>800m      | 1:12.26 [6]<br>(0:13.35) | 0:58.91 [3]<br>(0:11.45) | 0:47.46 [3]<br>(0:11.18) | 0:36.28 [3]<br>(0:11.38) | 0:24.90 [4]<br>(0:11.83) | 0:13.07 [5]<br>(0:13.07) | 3.72L   | 0:36.28 | -2        |                        |
| 7       | 10 AUNTY HAZEL<br>Mark Du Plessis    | 9                    | 65.6<br>800m         | 0:11.15<br>800m      | 1:12.77 [7]<br>(0:14.13) | 0:58.64 [9]<br>(0:11.27) | 0:47.37 [9]<br>(0:11.15) | 0:36.22 [8]<br>(0:11.64) | 0:24.58 [8]<br>(0:11.58) | 0:13.00 [7]<br>(0:13.00) | 6.7L    | 0:36.22 | -6        |                        |
| 8       | 5 HOLY TROJAN<br>Casey Waddell       | 7                    | 65.3<br>1000m        | 0:11.28<br>800m      | 1:12.88 [8]<br>(0:13.96) | 0:58.92 [8]<br>(0:11.41) | 0:47.51 [8]<br>(0:11.28) | 0:36.23 [9]<br>(0:11.57) | 0:24.66 [9]<br>(0:11.77) | 0:12.89 [8]<br>(0:12.89) | 7.34L   | 0:36.23 | -2        |                        |
| 9       | 6 EPAUVESCENT<br>Tahlia Fenlon       | 4                    | 66.6<br>800m         | 0:11.31<br>1000m     | 1:14.93 [9]<br>(0:13.64) | 1:01.29 [5]<br>(0:11.31) | 0:49.98 [6]<br>(0:11.37) | 0:38.61 [6]<br>(0:11.66) | 0:26.95 [7]<br>(0:12.15) | 0:14.80 [9]<br>(0:14.80) | 19.37L  | 0:38.61 | -2        |                        |

Scratched: Boom Court (#1), Salt Lake Betty (#4)

[ ] Ranking at each section and finish  
 -:-:- No data available at this section  
 NA No data available

SCN Saddle cloth number  
 DNF Did not finish  
 DNT Did not track



|                                |                |
|--------------------------------|----------------|
| Horse/Jockey Name              | Damo Dayz      |
| Final Rank                     | 1              |
| Fastest Section Time (Section) | 0:11.23 (800m) |
| Top Speed [km/h] (Section)     | 66.1 (800m)    |
| Race State                     | Finished       |

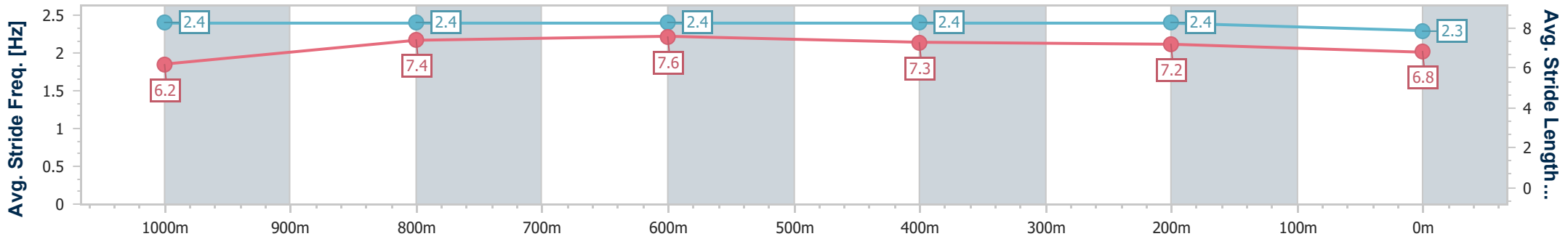
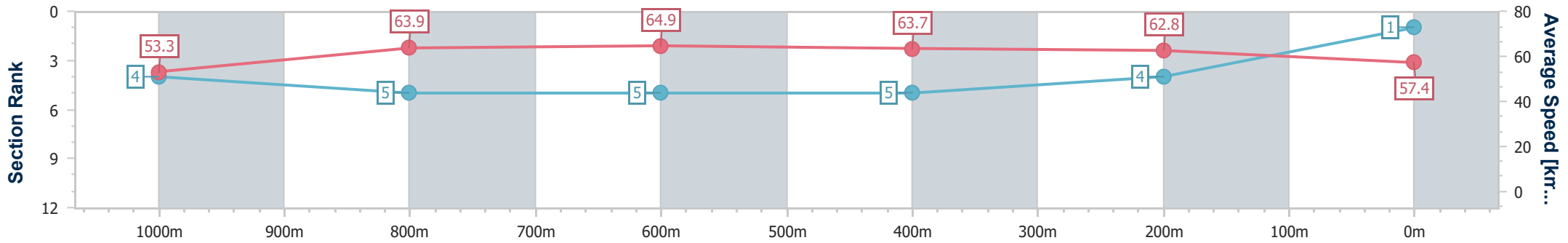


Eagle Farm QLD Professional  
 Race 5: SOUTHS SPORTS CLUB Class 1 Handicap - 1200m  
 26 January 2024 - 15:12  
 Track Rating: Soft 5, Weather: Fine, Rail Position: +12m Entire



BRISBANE  
RACING CLUB

| Section                | Overall                  | 1000m                    | 800m                     | 600m                     | 400m                     | 200m                     |
|------------------------|--------------------------|--------------------------|--------------------------|--------------------------|--------------------------|--------------------------|
| Section Times          | 1:11.63 [1]<br>(0:13.56) | 0:58.07 [4]<br>(0:11.38) | 0:46.69 [5]<br>(0:11.23) | 0:35.46 [5]<br>(0:11.48) | 0:23.98 [5]<br>(0:11.42) | 0:12.56 [4]<br>(0:12.56) |
| Average Speed [km/h]   | 53.3                     | 63.9                     | 64.9                     | 63.7                     | 62.8                     | 57.4                     |
| Top Speed [km/h]       | 66.0                     | 65.2                     | 66.1                     | 64.9                     | 64.1                     | 61.1                     |
| Avg. Dist. to Rail [m] | 1.8                      | 2.8                      | 2.4                      | 2.9                      | 5.8                      | 6.2                      |
| Avg. Stride Freq. [Hz] | 2.4                      | 2.4                      | 2.4                      | 2.4                      | 2.4                      | 2.3                      |
| Avg. Stride Length [m] | 6.2                      | 7.4                      | 7.6                      | 7.3                      | 7.2                      | 6.8                      |



- [ ] Ranking at each section and finish
- .-.- No data available at this section
- NA No data available



|                                |                   |
|--------------------------------|-------------------|
| Horse/Jockey Name              | Lovewillcomelater |
| Final Rank                     | 2                 |
| Fastest Section Time (Section) | 0:11.02 (1000m)   |
| Top Speed [km/h] (Section)     | 66.3 (1000m)      |
| Race State                     | Finished          |

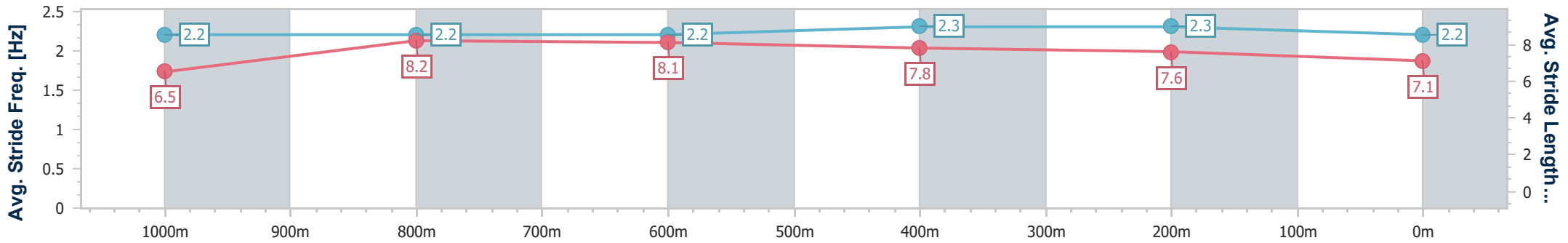
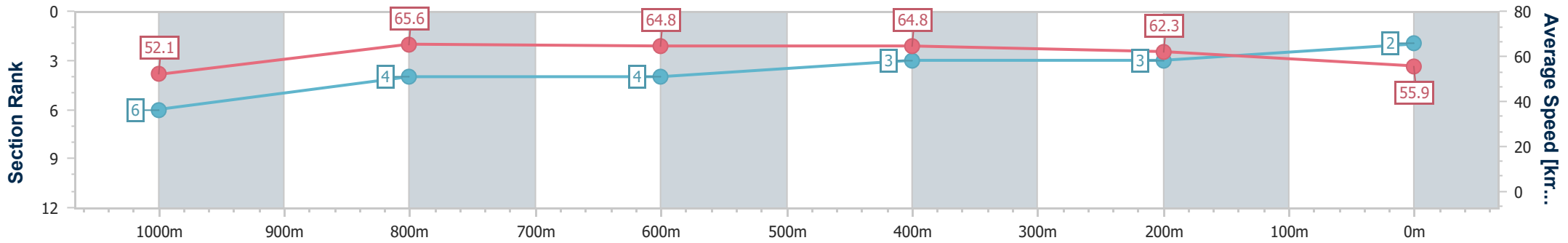


Eagle Farm QLD Professional  
 Race 5: SOUTHS SPORTS CLUB Class 1 Handicap - 1200m  
 26 January 2024 - 15:12  
 Track Rating: Soft 5, Weather: Fine, Rail Position: +12m Entire



BRISBANE  
RACING CLUB

| Section                | Overall                  | 1000m                    | 800m                     | 600m                     | 400m                     | 200m        |
|------------------------|--------------------------|--------------------------|--------------------------|--------------------------|--------------------------|-------------|
| Section Times          | 1:11.77 [2]<br>(0:13.84) | 0:57.93 [6]<br>(0:11.02) | 0:46.91 [4]<br>(0:11.20) | 0:35.71 [4]<br>(0:11.25) | 0:24.46 [3]<br>(0:11.55) | 0:12.91 [3] |
| Average Speed [km/h]   | 52.1                     | 65.6                     | 64.8                     | 64.8                     | 62.3                     | 55.9        |
| Top Speed [km/h]       | 65.8                     | 66.3                     | 65.9                     | 66.1                     | 65.1                     | 59.4        |
| Avg. Dist. to Rail [m] | 3.2                      | 0.7                      | 2.2                      | 2.2                      | 4.4                      | 6.1         |
| Avg. Stride Freq. [Hz] | 2.2                      | 2.2                      | 2.2                      | 2.3                      | 2.3                      | 2.2         |
| Avg. Stride Length [m] | 6.5                      | 8.2                      | 8.1                      | 7.8                      | 7.6                      | 7.1         |



- [ ] Ranking at each section and finish
- .-.- No data available at this section
- NA No data available



|                                |                 |
|--------------------------------|-----------------|
| Horse/Jockey Name              | Malarina        |
| Final Rank                     | 3               |
| Fastest Section Time (Section) | 0:11.10 (1000m) |
| Top Speed [km/h] (Section)     | 67.8 (1000m)    |
| Race State                     | Finished        |



### Eagle Farm QLD Professional

Race 5: SOUTHS SPORTS CLUB Class 1 Handicap - 1200m

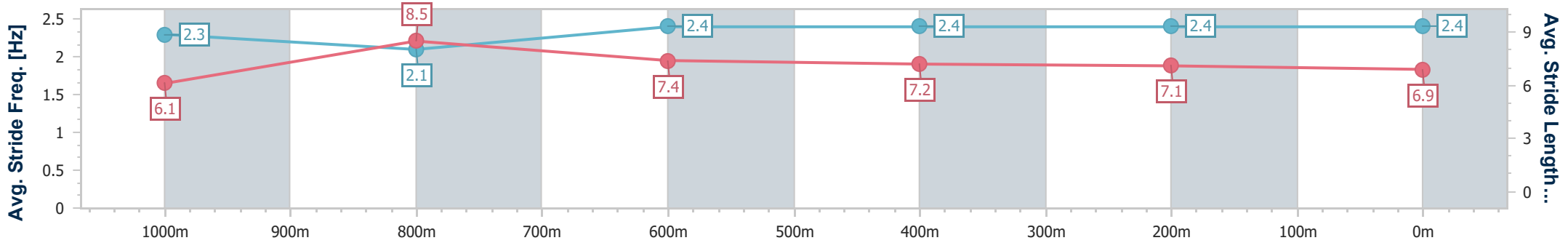
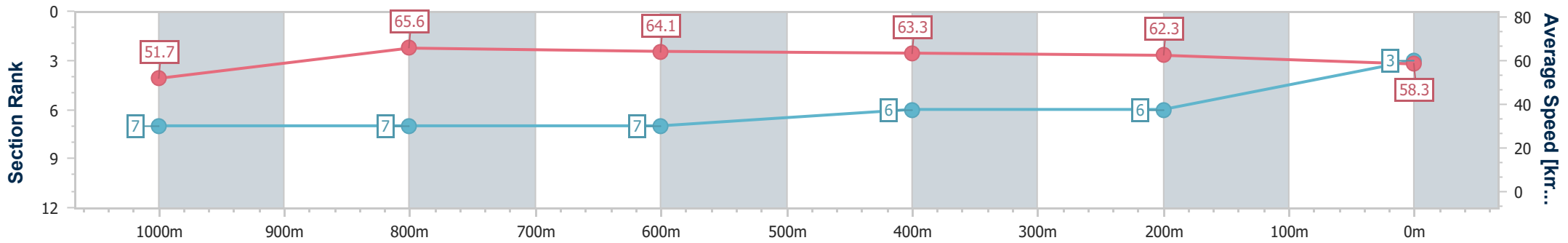
26 January 2024 - 15:12

Track Rating: Soft 5, Weather: Fine, Rail Position: +12m Entire



BRISBANE RACING CLUB

| Section                | Overall                  | 1000m                    | 800m                     | 600m                     | 400m                     | 200m                     |
|------------------------|--------------------------|--------------------------|--------------------------|--------------------------|--------------------------|--------------------------|
| Section Times          | 1:11.85 [3]<br>(0:13.95) | 0:57.90 [7]<br>(0:11.10) | 0:46.80 [7]<br>(0:11.37) | 0:35.43 [7]<br>(0:11.55) | 0:23.88 [6]<br>(0:11.53) | 0:12.35 [6]<br>(0:12.35) |
| Average Speed [km/h]   | 51.7                     | 65.6                     | 64.1                     | 63.3                     | 62.3                     | 58.3                     |
| Top Speed [km/h]       | 65.9                     | 67.8                     | 64.9                     | 64.1                     | 64.1                     | 60.7                     |
| Avg. Dist. to Rail [m] | 4.3                      | 2.4                      | 2.6                      | 2.8                      | 5.4                      | 5.5                      |
| Avg. Stride Freq. [Hz] | 2.3                      | 2.1                      | 2.4                      | 2.4                      | 2.4                      | 2.4                      |
| Avg. Stride Length [m] | 6.1                      | 8.5                      | 7.4                      | 7.2                      | 7.1                      | 6.9                      |



- [ ] Ranking at each section and finish
- .-.- No data available at this section
- NA No data available



|                                |                 |
|--------------------------------|-----------------|
| Horse/Jockey Name              | In Barcelona    |
| Final Rank                     | 4               |
| Fastest Section Time (Section) | 0:11.06 (1000m) |
| Top Speed [km/h] (Section)     | 70.4 (Overall)  |
| Race State                     | Finished        |



### Eagle Farm QLD Professional

Race 5: SOUTHS SPORTS CLUB Class 1 Handicap - 1200m

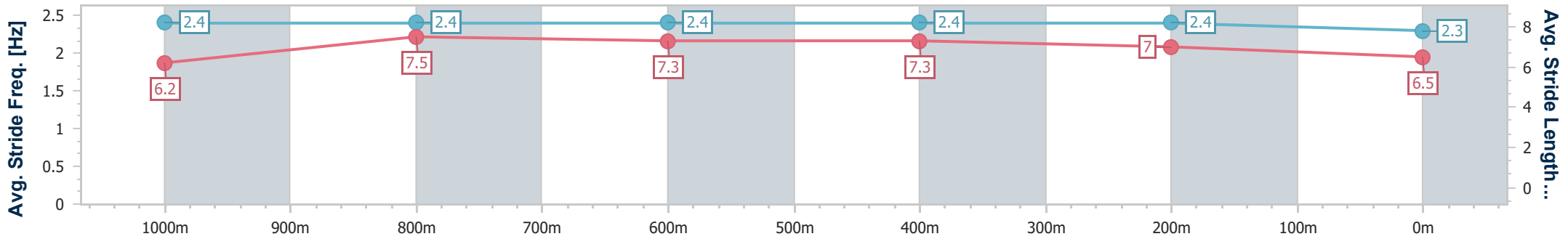
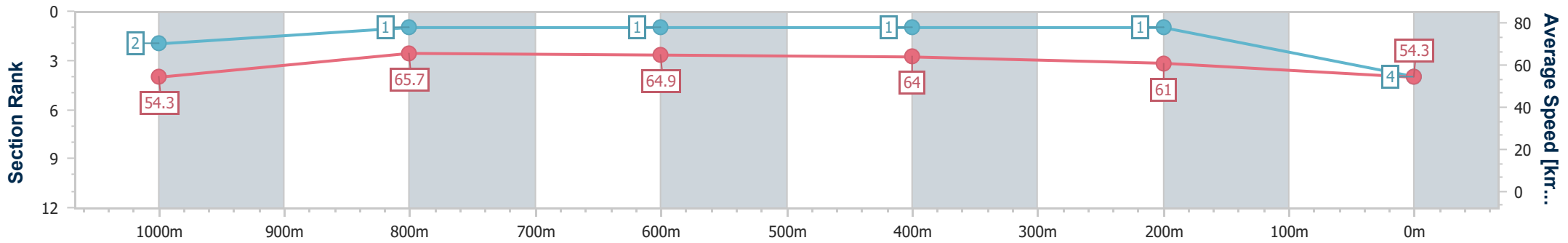
26 January 2024 - 15:12

Track Rating: Soft 5, Weather: Fine, Rail Position: +12m Entire



BRISBANE RACING CLUB

| Section                | Overall                  | 1000m                    | 800m                     | 600m                     | 400m                     | 200m        |
|------------------------|--------------------------|--------------------------|--------------------------|--------------------------|--------------------------|-------------|
| Section Times          | 1:12.01 [4]<br>(0:13.28) | 0:58.73 [2]<br>(0:11.06) | 0:47.67 [1]<br>(0:11.18) | 0:36.49 [1]<br>(0:11.43) | 0:25.06 [1]<br>(0:11.78) | 0:13.28 [1] |
| Average Speed [km/h]   | 54.3                     | 65.7                     | 64.9                     | 64.0                     | 61.0                     | 54.3        |
| Top Speed [km/h]       | 70.4                     | 68.6                     | 66.5                     | 65.5                     | 63.0                     | 58.5        |
| Avg. Dist. to Rail [m] | 6.0                      | 1.2                      | 2.2                      | 3.1                      | 4.8                      | 3.7         |
| Avg. Stride Freq. [Hz] | 2.4                      | 2.4                      | 2.4                      | 2.4                      | 2.4                      | 2.3         |
| Avg. Stride Length [m] | 6.2                      | 7.5                      | 7.3                      | 7.3                      | 7.0                      | 6.5         |



- [ ] Ranking at each section and finish
- .-.- No data available at this section
- NA No data available



|                                |                 |
|--------------------------------|-----------------|
| Horse/Jockey Name              | Platinum Lies   |
| Final Rank                     | 5               |
| Fastest Section Time (Section) | 0:11.25 (1000m) |
| Top Speed [km/h] (Section)     | 67.9 (Overall)  |
| Race State                     | Finished        |

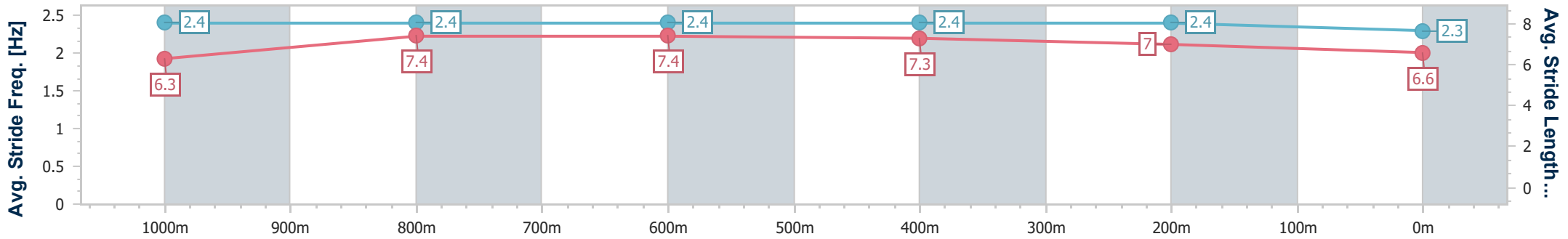
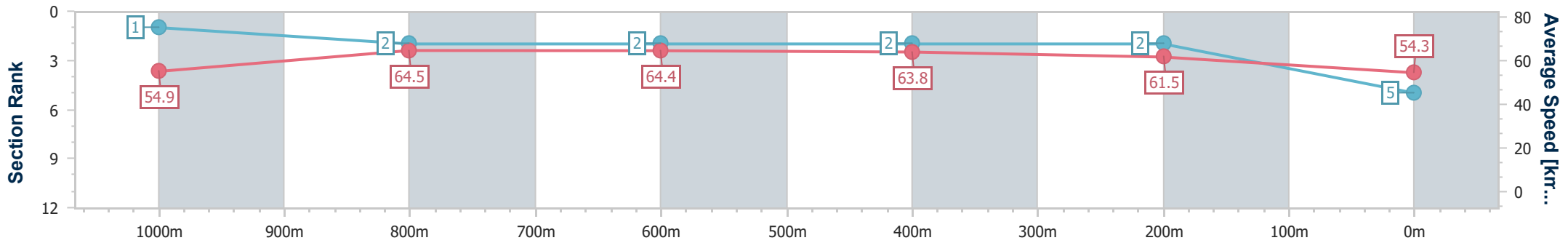


Eagle Farm QLD Professional  
 Race 5: SOUTHS SPORTS CLUB Class 1 Handicap - 1200m  
 26 January 2024 - 15:12  
 Track Rating: Soft 5, Weather: Fine, Rail Position: +12m Entire



BRISBANE  
RACING CLUB

| Section                | Overall                  | 1000m                    | 800m                     | 600m                     | 400m                     | 200m                     |
|------------------------|--------------------------|--------------------------|--------------------------|--------------------------|--------------------------|--------------------------|
| Section Times          | 1:12.04 [5]<br>(0:13.11) | 0:58.93 [1]<br>(0:11.25) | 0:47.68 [2]<br>(0:11.31) | 0:36.37 [2]<br>(0:11.38) | 0:24.99 [2]<br>(0:11.71) | 0:13.28 [2]<br>(0:13.28) |
| Average Speed [km/h]   | 54.9                     | 64.5                     | 64.4                     | 63.8                     | 61.5                     | 54.3                     |
| Top Speed [km/h]       | 67.9                     | 65.7                     | 65.7                     | 65.1                     | 64.3                     | 57.9                     |
| Avg. Dist. to Rail [m] | 2.3                      | 1.8                      | 2.8                      | 2.0                      | 3.2                      | 1.2                      |
| Avg. Stride Freq. [Hz] | 2.4                      | 2.4                      | 2.4                      | 2.4                      | 2.4                      | 2.3                      |
| Avg. Stride Length [m] | 6.3                      | 7.4                      | 7.4                      | 7.3                      | 7.0                      | 6.6                      |



- [ ] Ranking at each section and finish
- .-.-.- No data available at this section
- NA No data available



|                                |                |
|--------------------------------|----------------|
| Horse/Jockey Name              | Up The Country |
| Final Rank                     | 6              |
| Fastest Section Time (Section) | 0:11.18 (800m) |
| Top Speed [km/h] (Section)     | 66.9 (Overall) |
| Race State                     | Finished       |



Eagle Farm QLD Professional

Race 5: SOUTHS SPORTS CLUB Class 1 Handicap - 1200m

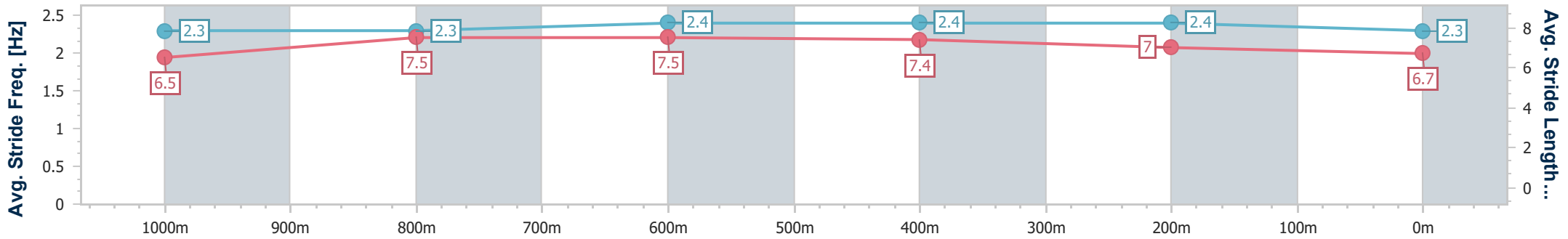
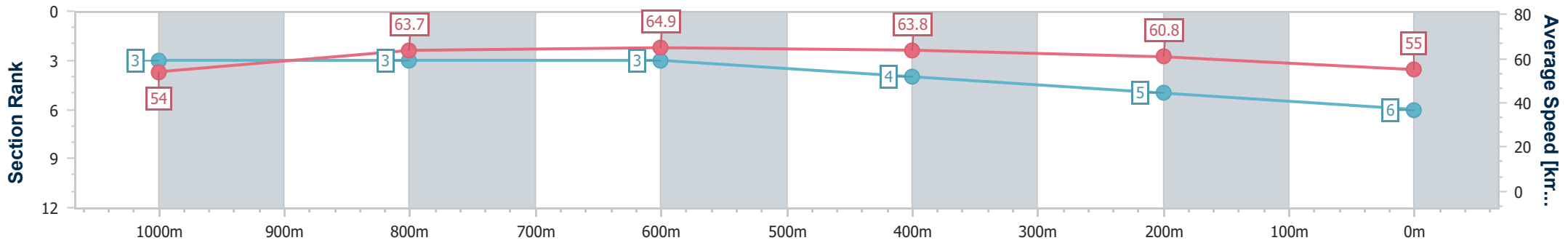
26 January 2024 - 15:12

Track Rating: Soft 5, Weather: Fine, Rail Position: +12m Entire



BRISBANE RACING CLUB

| Section                | Overall                  | 1000m                    | 800m                     | 600m                     | 400m                     | 200m        |
|------------------------|--------------------------|--------------------------|--------------------------|--------------------------|--------------------------|-------------|
| Section Times          | 1:12.26 [6]<br>(0:13.35) | 0:58.91 [3]<br>(0:11.45) | 0:47.46 [3]<br>(0:11.18) | 0:36.28 [3]<br>(0:11.38) | 0:24.90 [4]<br>(0:11.83) | 0:13.07 [5] |
| Average Speed [km/h]   | 54.0                     | 63.7                     | 64.9                     | 63.8                     | 60.8                     | 55.0        |
| Top Speed [km/h]       | 66.9                     | 66.0                     | 66.5                     | 64.7                     | 63.1                     | 57.4        |
| Avg. Dist. to Rail [m] | 1.1                      | 2.6                      | 2.2                      | 1.1                      | 5.5                      | 6.0         |
| Avg. Stride Freq. [Hz] | 2.3                      | 2.3                      | 2.4                      | 2.4                      | 2.4                      | 2.3         |
| Avg. Stride Length [m] | 6.5                      | 7.5                      | 7.5                      | 7.4                      | 7.0                      | 6.7         |



- [ ] Ranking at each section and finish
- .-.- No data available at this section
- NA No data available



|                                |                |
|--------------------------------|----------------|
| Horse/Jockey Name              | Aunty Hazel    |
| Final Rank                     | 7              |
| Fastest Section Time (Section) | 0:11.15 (800m) |
| Top Speed [km/h] (Section)     | 65.6 (800m)    |
| Race State                     | Finished       |

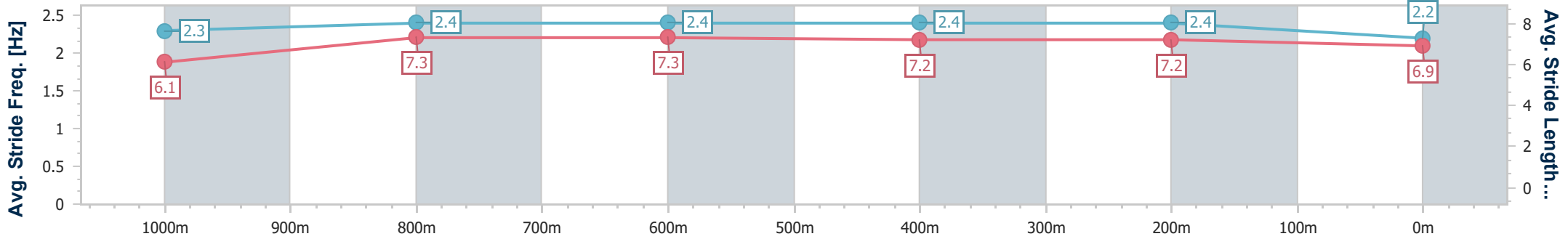
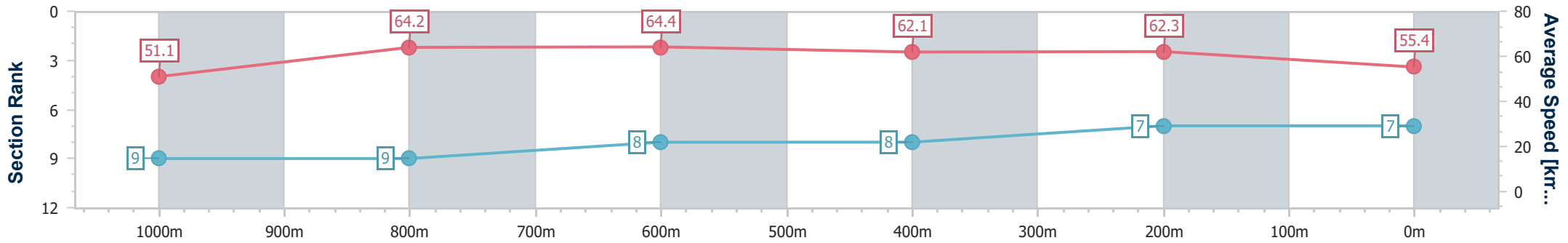


Eagle Farm QLD Professional  
 Race 5: SOUTHS SPORTS CLUB Class 1 Handicap - 1200m  
 26 January 2024 - 15:12  
 Track Rating: Soft 5, Weather: Fine, Rail Position: +12m Entire



BRISBANE  
RACING CLUB

| Section                | Overall                  | 1000m                    | 800m                     | 600m                     | 400m                     | 200m                     |
|------------------------|--------------------------|--------------------------|--------------------------|--------------------------|--------------------------|--------------------------|
| Section Times          | 1:12.77 [7]<br>(0:14.13) | 0:58.64 [9]<br>(0:11.27) | 0:47.37 [9]<br>(0:11.15) | 0:36.22 [8]<br>(0:11.64) | 0:24.58 [8]<br>(0:11.58) | 0:13.00 [7]<br>(0:13.00) |
| Average Speed [km/h]   | 51.1                     | 64.2                     | 64.4                     | 62.1                     | 62.3                     | 55.4                     |
| Top Speed [km/h]       | 64.4                     | 65.0                     | 65.6                     | 63.9                     | 63.8                     | 59.3                     |
| Avg. Dist. to Rail [m] | 4.9                      | 1.1                      | 0.4                      | 1.2                      | 2.1                      | 0.6                      |
| Avg. Stride Freq. [Hz] | 2.3                      | 2.4                      | 2.4                      | 2.4                      | 2.4                      | 2.2                      |
| Avg. Stride Length [m] | 6.1                      | 7.3                      | 7.3                      | 7.2                      | 7.2                      | 6.9                      |



- [ ] Ranking at each section and finish
- .-.- No data available at this section
- NA No data available





|                                |                |
|--------------------------------|----------------|
| Horse/Jockey Name              | Holy Trojan    |
| Final Rank                     | 8              |
| Fastest Section Time (Section) | 0:11.28 (800m) |
| Top Speed [km/h] (Section)     | 65.3 (1000m)   |
| Race State                     | Finished       |

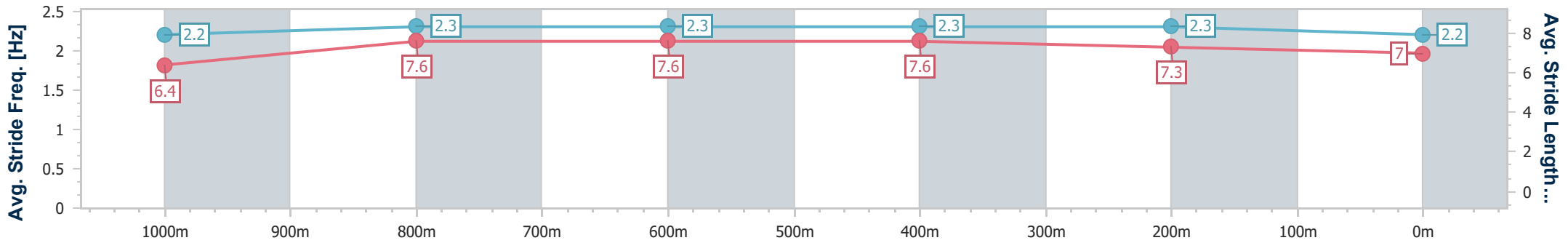
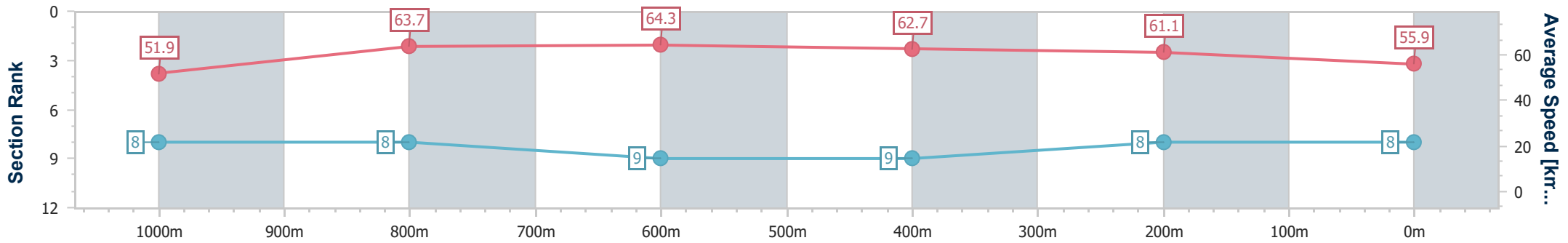


Eagle Farm QLD Professional  
 Race 5: SOUTHS SPORTS CLUB Class 1 Handicap - 1200m  
 26 January 2024 - 15:12  
 Track Rating: Soft 5, Weather: Fine, Rail Position: +12m Entire



BRISBANE  
RACING CLUB

| Section                | Overall                  | 1000m                    | 800m                     | 600m                     | 400m                     | 200m                     |
|------------------------|--------------------------|--------------------------|--------------------------|--------------------------|--------------------------|--------------------------|
| Section Times          | 1:12.88 [8]<br>(0:13.96) | 0:58.92 [8]<br>(0:11.41) | 0:47.51 [8]<br>(0:11.28) | 0:36.23 [9]<br>(0:11.57) | 0:24.66 [9]<br>(0:11.77) | 0:12.89 [8]<br>(0:12.89) |
| Average Speed [km/h]   | 51.9                     | 63.7                     | 64.3                     | 62.7                     | 61.1                     | 55.9                     |
| Top Speed [km/h]       | 65.0                     | 65.3                     | 65.2                     | 63.1                     | 63.8                     | 58.7                     |
| Avg. Dist. to Rail [m] | 4.0                      | 2.2                      | 1.9                      | 1.1                      | 4.0                      | 3.4                      |
| Avg. Stride Freq. [Hz] | 2.2                      | 2.3                      | 2.3                      | 2.3                      | 2.3                      | 2.2                      |
| Avg. Stride Length [m] | 6.4                      | 7.6                      | 7.6                      | 7.6                      | 7.3                      | 7.0                      |



- [ ] Ranking at each section and finish
- .-.- No data available at this section
- NA No data available



|                                |                 |
|--------------------------------|-----------------|
| Horse/Jockey Name              | Epauvescent     |
| Final Rank                     | 9               |
| Fastest Section Time (Section) | 0:11.31 (1000m) |
| Top Speed [km/h] (Section)     | 66.6 (800m)     |
| Race State                     | Finished        |

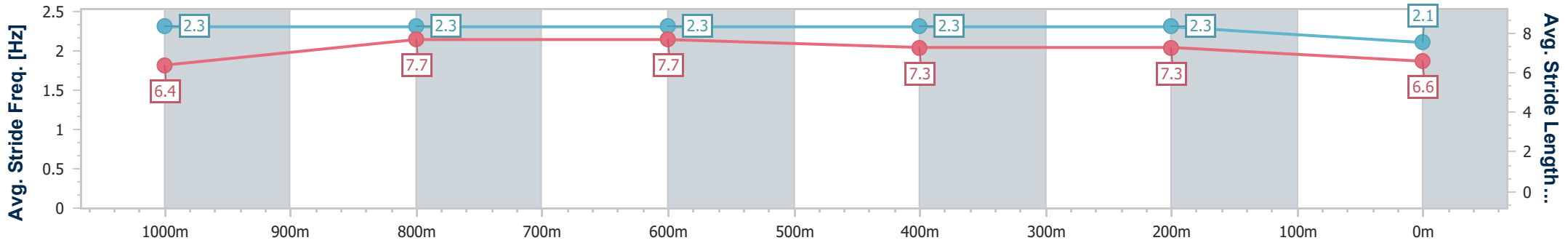
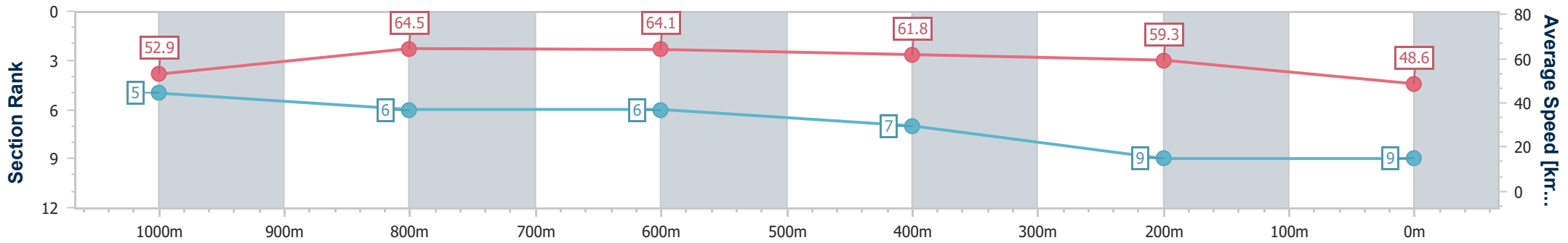


Eagle Farm QLD Professional  
 Race 5: SOUTHS SPORTS CLUB Class 1 Handicap - 1200m  
 26 January 2024 - 15:12  
 Track Rating: Soft 5, Weather: Fine, Rail Position: +12m Entire



BRISBANE  
 RACING CLUB

| Section                | Overall                  | 1000m                    | 800m                     | 600m                     | 400m                     | 200m                     |
|------------------------|--------------------------|--------------------------|--------------------------|--------------------------|--------------------------|--------------------------|
| Section Times          | 1:14.93 [9]<br>(0:13.64) | 1:01.29 [5]<br>(0:11.31) | 0:49.98 [6]<br>(0:11.37) | 0:38.61 [6]<br>(0:11.66) | 0:26.95 [7]<br>(0:12.15) | 0:14.80 [9]<br>(0:14.80) |
| Average Speed [km/h]   | 52.9                     | 64.5                     | 64.1                     | 61.8                     | 59.3                     | 48.6                     |
| Top Speed [km/h]       | 66.3                     | 66.6                     | 66.6                     | 63.6                     | 61.6                     | 55.9                     |
| Avg. Dist. to Rail [m] | 3.1                      | 2.8                      | 1.9                      | 0.8                      | 3.9                      | 3.8                      |
| Avg. Stride Freq. [Hz] | 2.3                      | 2.3                      | 2.3                      | 2.3                      | 2.3                      | 2.1                      |
| Avg. Stride Length [m] | 6.4                      | 7.7                      | 7.7                      | 7.3                      | 7.3                      | 6.6                      |



- [ ] Ranking at each section and finish
- .-.- No data available at this section
- NA No data available