



**Eagle Farm QLD Professional**  
**Race 6: XXXX Class 2 Handicap - 1400m**  
**26 January 2024 - 15:52**



Track Rating: Soft 5, Weather: Fine, Rail Position: +12m Entire

Section												Last 600m	
Field Times												0:35.72	
					Overall	1200m	1000m	800m	600m	400m			
					1:24.94 (0:13.83)	1:11.11 (0:11.22)	0:59.89 (0:12.02)	0:47.87 (0:12.15)	0:35.72 (0:11.90)	0:23.82 (0:11.74)			
Rank	TAB	Horse/Jockey	Barrier	Top Speed [km/h]	Fastest Section							Distance Travelled [m]	
1	3	<b>LAST CHANCE SALOON</b> Michael Rodd	1	64.8 1200m	0:11.42 400m	1:24.94 [1] (0:14.22)	1:10.72 [5] (0:11.55)	0:59.17 [5] (0:12.08)	0:47.09 [6] (0:11.71)	0:35.38 [5] (0:11.88)	0:23.50 [4] (0:11.42)	0:35.38	
2	1	<b>BOOM SHOT</b> James Orman	10	65.7 1200m	0:11.34 400m	1:25.12 [2] (0:14.29)	1:10.83 [6] (0:11.53)	0:59.30 [6] (0:11.96)	0:47.34 [5] (0:11.90)	0:35.44 [6] (0:11.89)	0:23.55 [6] (0:11.34)	0:35.44	+9
3	8	<b>NOTACLUEHOWORWHO</b> Mark Du Plessis	12	65.5 1200m	0:11.42 400m	1:25.40 [3] (0:14.44)	1:10.96 [7] (0:11.51)	0:59.45 [7] (0:11.97)	0:47.48 [7] (0:11.86)	0:35.62 [7] (0:12.04)	0:23.58 [7] (0:11.42)	0:35.62	+9
4	9	<b>CAVAUP</b> Andrew Mallyon	5	65.7 1200m	0:11.35 1200m	1:25.43 [4] (0:14.05)	1:11.38 [4] (0:11.35)	1:00.03 [3] (0:12.03)	0:48.00 [3] (0:12.05)	0:35.95 [3] (0:11.91)	0:24.04 [3] (0:11.49)	0:35.95	+8
5	5	<b>NORTHERN DECREE</b> Martin Harley	6	64.0 1200m	0:11.57 1200m	1:25.66 [5] (0:13.99)	1:11.67 [3] (0:11.57)	1:00.10 [4] (0:12.05)	0:48.05 [4] (0:11.93)	0:36.12 [4] (0:11.99)	0:24.13 [5] (0:11.66)	0:36.12	+6
6	12	<b>SATASHI</b> Cejay Graham	3	66.1 1200m	0:11.29 1200m	1:25.70 [6] (0:13.96)	1:11.74 [2] (0:11.29)	1:00.45 [2] (0:12.03)	0:48.42 [2] (0:12.14)	0:36.28 [2] (0:11.84)	0:24.44 [2] (0:11.64)	0:36.28	+4
7	10	<b>KING TARIK</b> Kyle Wilson-Taylor	8	66.6 1200m	0:11.22 1200m	1:26.32 [7] (0:13.83)	1:12.49 [1] (0:11.22)	1:01.27 [1] (0:12.02)	0:49.25 [1] (0:12.15)	0:37.10 [1] (0:11.90)	0:25.20 [1] (0:11.76)	0:37.10	+5

Scratched: Bronze Dragon (#14), Smart Recognition (#6), Breaking Ground (#4), Ships Ahoy (#11), Martedi (#7), Own Tomorrow (#13), John Rambo (#2)

[ ] Ranking at each section and finish  
 -:-:- No data available at this section  
 NA No data available

SCN Saddle cloth number  
 DNF Did not finish  
 DNT Did not track



# Eagle Farm QLD Professional

## Race 6: XXXX Class 2 Handicap - 1400m

26 January 2024 - 15:52



Track Rating: Soft 5, Weather: Fine, Rail Position: +12m Entire

Section							200m			Last 600m
Field Times							0:12.08			0:35.72
Rank	TAB	Horse/Jockey	Barrier	Top Speed [km/h]	Fastest Section	Margin				Distance Travelled [m]
1	3	<b>LAST CHANCE SALOON</b> Michael Rodd	1	64.8 1200m	0:11.42 400m	0:12.08 [1] (0:12.08)	1:24.94		0:35.38	
2	1	<b>BOOM SHOT</b> James Orman	10	65.7 1200m	0:11.34 400m	0:12.21 [5] (0:12.21)	1.05L		0:35.44	+9
3	8	<b>NOTACLUEHOWORWHO</b> Mark Du Plessis	12	65.5 1200m	0:11.42 400m	0:12.16 [7] (0:12.16)	2.71L		0:35.62	+9
4	9	<b>CAVAUP</b> Andrew Mallyon	5	65.7 1200m	0:11.35 1200m	0:12.55 [2] (0:12.55)	2.86L		0:35.95	+8
5	5	<b>NORTHERN DECREE</b> Martin Harley	6	64.0 1200m	0:11.57 1200m	0:12.47 [6] (0:12.47)	4.26L		0:36.12	+6
6	12	<b>SATASHI</b> Cejay Graham	3	66.1 1200m	0:11.29 1200m	0:12.80 [4] (0:12.80)	4.5L		0:36.28	+4
7	10	<b>KING TARIK</b> Kyle Wilson-Taylor	8	66.6 1200m	0:11.22 1200m	0:13.44 [3] (0:13.44)	8.13L		0:37.10	+5

Scratched: Bronze Dragon (#14), Smart Recognition (#6), Breaking Ground (#4), Ships Ahoy (#11), Martedi (#7), Own Tomorrow (#13), John Rambo (#2)



Horse/Jockey Name	Last Chance Saloon
Final Rank	1
Fastest Section Time (Section)	0:11.42 (400m)
Top Speed [km/h] (Section)	64.8 (1200m)
Race State	Finished



### Eagle Farm QLD Professional

Race 6: XXXX Class 2 Handicap - 1400m

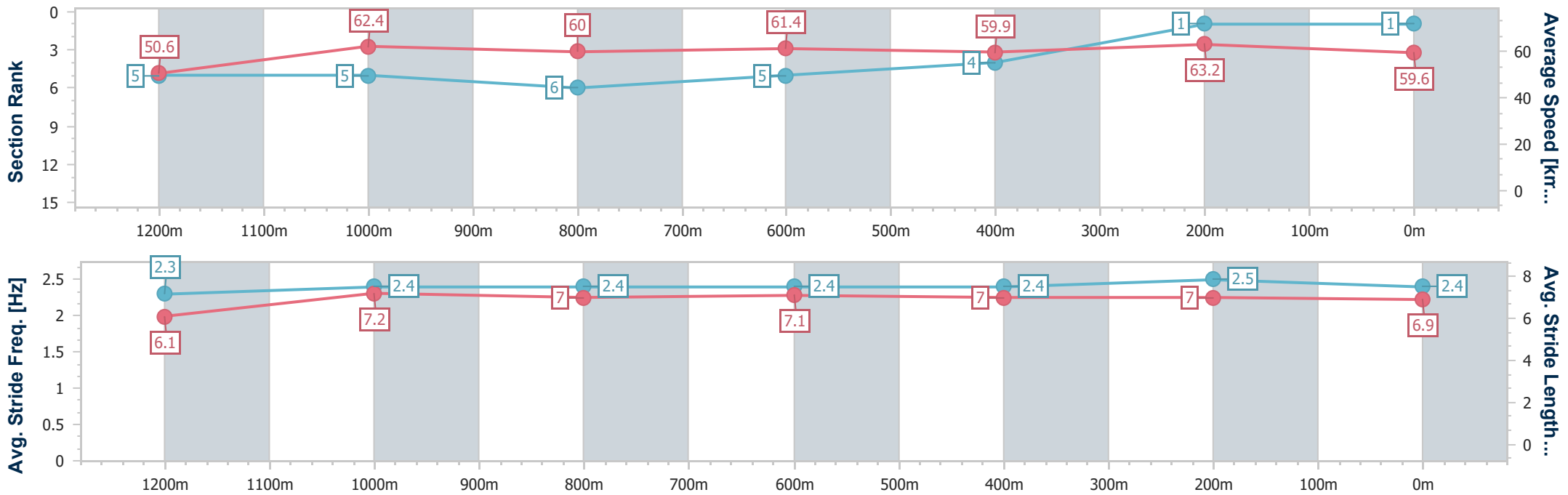
26 January 2024 - 15:52

Track Rating: Soft 5, Weather: Fine, Rail Position: +12m Entire



BRISBANE RACING CLUB

Section	Overall	1200m	1000m	800m	600m	400m	200m
Section Times	1:24.94 [1] (0:14.22)	1:10.72 [5] (0:11.55)	0:59.17 [5] (0:12.08)	0:47.09 [6] (0:11.71)	0:35.38 [5] (0:11.88)	0:23.50 [4] (0:11.42)	0:12.08 [1] (0:12.08)
Average Speed [km/h]	50.6	62.4	60.0	61.4	59.9	63.2	59.6
Top Speed [km/h]	64.5	64.8	61.1	63.4	62.6	64.1	64.0
Avg. Dist. to Rail [m]	1.2	1.1	1.0	0.7	1.7	0.7	1.7
Avg. Stride Freq. [Hz]	2.3	2.4	2.4	2.4	2.4	2.5	2.4
Avg. Stride Length [m]	6.1	7.2	7.0	7.1	7.0	7.0	6.9



- [ ] Ranking at each section and finish
- .-.- No data available at this section
- NA No data available



Horse/Jockey Name	Boom Shot
Final Rank	2
Fastest Section Time (Section)	0:11.34 (400m)
Top Speed [km/h] (Section)	65.7 (1200m)
Race State	Finished



### Eagle Farm QLD Professional

Race 6: XXXX Class 2 Handicap - 1400m

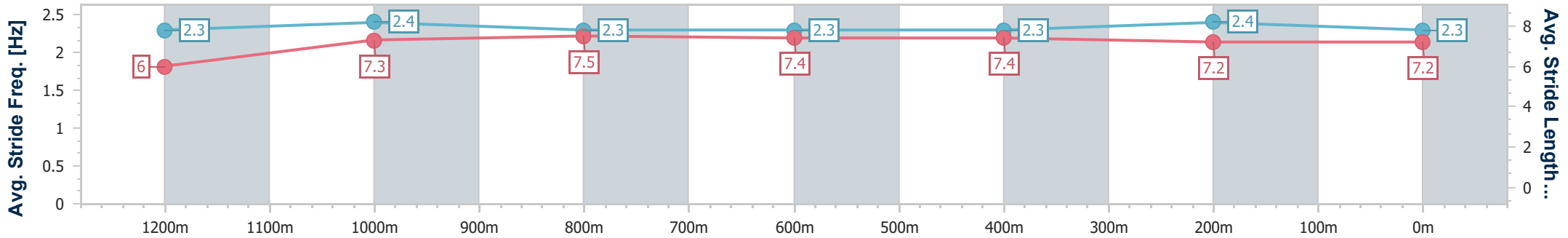
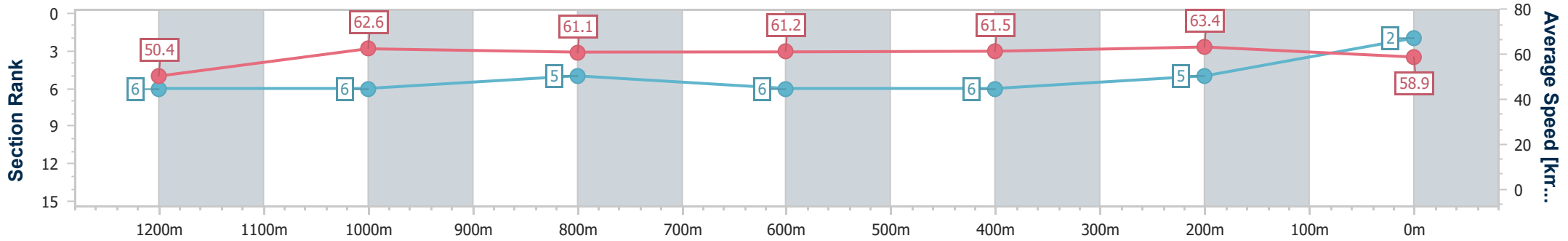
26 January 2024 - 15:52

Track Rating: Soft 5, Weather: Fine, Rail Position: +12m Entire



BRISBANE RACING CLUB

Section	Overall	1200m	1000m	800m	600m	400m	200m
Section Times	1:25.12 [2] (0:14.29)	1:10.83 [6] (0:11.53)	0:59.30 [6] (0:11.96)	0:47.34 [5] (0:11.90)	0:35.44 [6] (0:11.89)	0:23.55 [6] (0:11.34)	0:12.21 [5] (0:12.21)
Average Speed [km/h]	50.4	62.6	61.1	61.2	61.5	63.4	58.9
Top Speed [km/h]	65.4	65.7	61.5	62.4	64.4	64.7	61.5
Avg. Dist. to Rail [m]	4.9	2.4	2.3	3.0	3.1	4.7	3.6
Avg. Stride Freq. [Hz]	2.3	2.4	2.3	2.3	2.3	2.4	2.3
Avg. Stride Length [m]	6.0	7.3	7.5	7.4	7.4	7.2	7.2



- [ ] Ranking at each section and finish
- .-.- No data available at this section
- NA No data available



Horse/Jockey Name	Notacluehoworwho
Final Rank	3
Fastest Section Time (Section)	0:11.42 (400m)
Top Speed [km/h] (Section)	65.5 (1200m)
Race State	Finished



### Eagle Farm QLD Professional

Race 6: XXXX Class 2 Handicap - 1400m

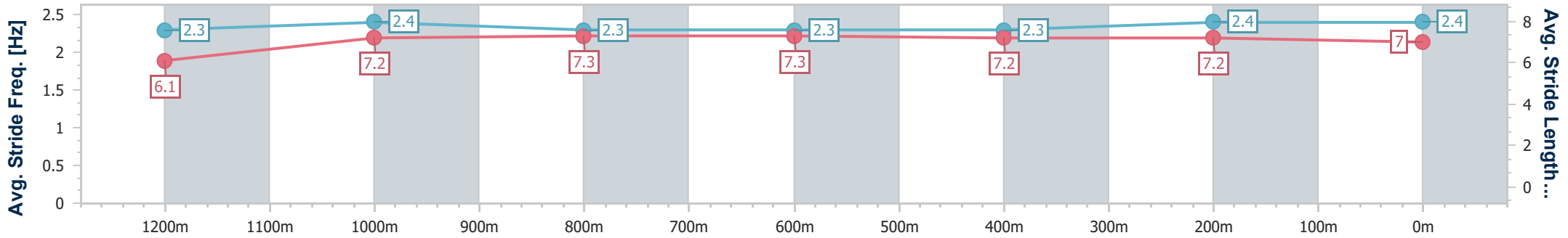
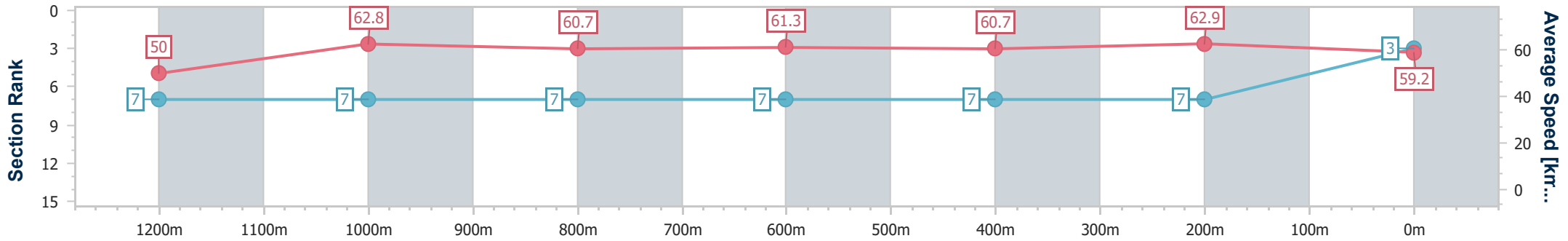
26 January 2024 - 15:52

Track Rating: Soft 5, Weather: Fine, Rail Position: +12m Entire



BRISBANE RACING CLUB

Section	Overall	1200m	1000m	800m	600m	400m	200m
Section Times	1:25.40 [3] (0:14.44)	1:10.96 [7] (0:11.51)	0:59.45 [7] (0:11.97)	0:47.48 [7] (0:11.86)	0:35.62 [7] (0:12.04)	0:23.58 [7] (0:11.42)	0:12.16 [7] (0:12.16)
Average Speed [km/h]	50.0	62.8	60.7	61.3	60.7	62.9	59.2
Top Speed [km/h]	65.1	65.5	62.1	62.9	62.8	64.5	62.3
Avg. Dist. to Rail [m]	5.1	2.3	2.0	2.4	2.5	4.9	5.5
Avg. Stride Freq. [Hz]	2.3	2.4	2.3	2.3	2.3	2.4	2.4
Avg. Stride Length [m]	6.1	7.2	7.3	7.3	7.2	7.2	7.0



- [ ] Ranking at each section and finish
- .-.- No data available at this section
- NA No data available



Horse/Jockey Name	Cavaup
Final Rank	4
Fastest Section Time (Section)	0:11.35 (1200m)
Top Speed [km/h] (Section)	65.7 (1200m)
Race State	Finished



### Eagle Farm QLD Professional

Race 6: XXXX Class 2 Handicap - 1400m

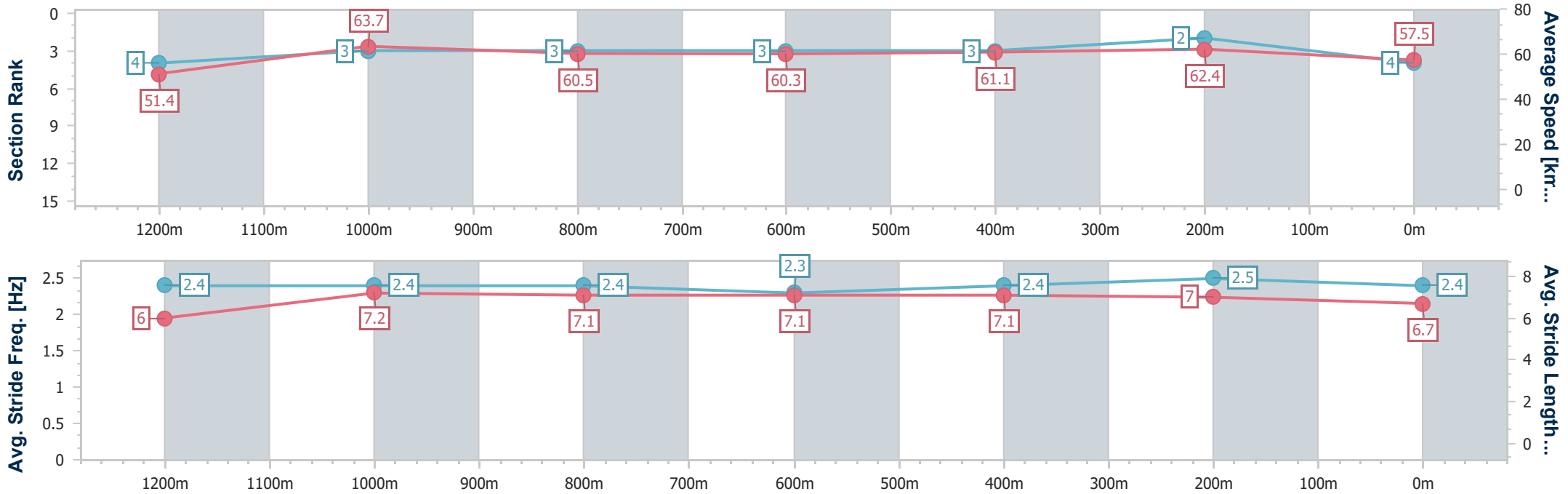
26 January 2024 - 15:52

Track Rating: Soft 5, Weather: Fine, Rail Position: +12m Entire



BRISBANE RACING CLUB

Section	Overall	1200m	1000m	800m	600m	400m	200m
Section Times	1:25.43 [4] (0:14.05)	1:11.38 [4] (0:11.35)	1:00.03 [3] (0:12.03)	0:48.00 [3] (0:12.05)	0:35.95 [3] (0:11.91)	0:24.04 [3] (0:11.49)	0:12.55 [2] (0:12.55)
Average Speed [km/h]	51.4	63.7	60.5	60.3	61.1	62.4	57.5
Top Speed [km/h]	64.2	65.7	62.5	61.8	62.3	63.5	60.5
Avg. Dist. to Rail [m]	2.7	3.3	2.7	2.3	1.4	1.9	3.0
Avg. Stride Freq. [Hz]	2.4	2.4	2.4	2.3	2.4	2.5	2.4
Avg. Stride Length [m]	6.0	7.2	7.1	7.1	7.1	7.0	6.7



- [ ] Ranking at each section and finish
- .-.- No data available at this section
- NA No data available



Horse/Jockey Name	Northern Decree
Final Rank	5
Fastest Section Time (Section)	0:11.57 (1200m)
Top Speed [km/h] (Section)	64.0 (1200m)
Race State	Finished



Eagle Farm QLD Professional

Race 6: XXXX Class 2 Handicap - 1400m

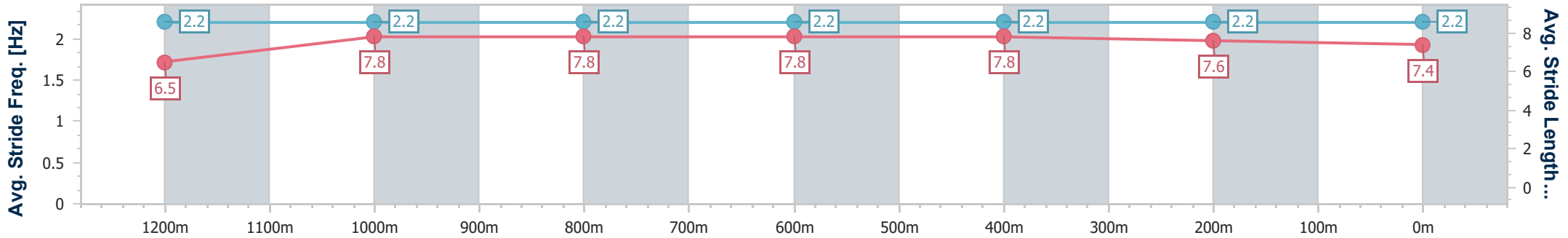
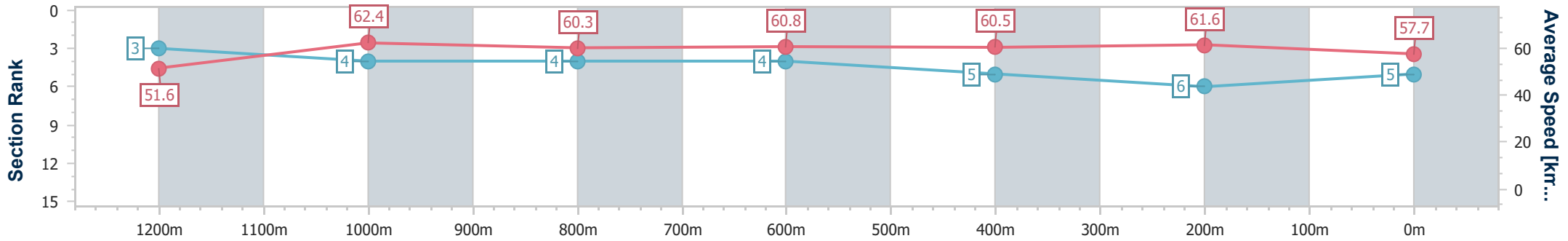
26 January 2024 - 15:52

Track Rating: Soft 5, Weather: Fine, Rail Position: +12m Entire



BRISBANE RACING CLUB

Section	Overall	1200m	1000m	800m	600m	400m	200m
Section Times	1:25.66 [5] (0:13.99)	1:11.67 [3] (0:11.57)	1:00.10 [4] (0:12.05)	0:48.05 [4] (0:11.93)	0:36.12 [4] (0:11.99)	0:24.13 [5] (0:11.66)	0:12.47 [6] (0:12.47)
Average Speed [km/h]	51.6	62.4	60.3	60.8	60.5	61.6	57.7
Top Speed [km/h]	64.0	64.0	61.9	62.4	62.4	62.6	60.5
Avg. Dist. to Rail [m]	3.8	2.7	2.4	1.6	0.9	1.9	3.7
Avg. Stride Freq. [Hz]	2.2	2.2	2.2	2.2	2.2	2.2	2.2
Avg. Stride Length [m]	6.5	7.8	7.8	7.8	7.8	7.6	7.4



- [ ] Ranking at each section and finish
- .-.- No data available at this section
- NA No data available



Horse/Jockey Name	Satashi
Final Rank	6
Fastest Section Time (Section)	0:11.29 (1200m)
Top Speed [km/h] (Section)	66.1 (1200m)
Race State	Finished



Eagle Farm QLD Professional

Race 6: XXXX Class 2 Handicap - 1400m

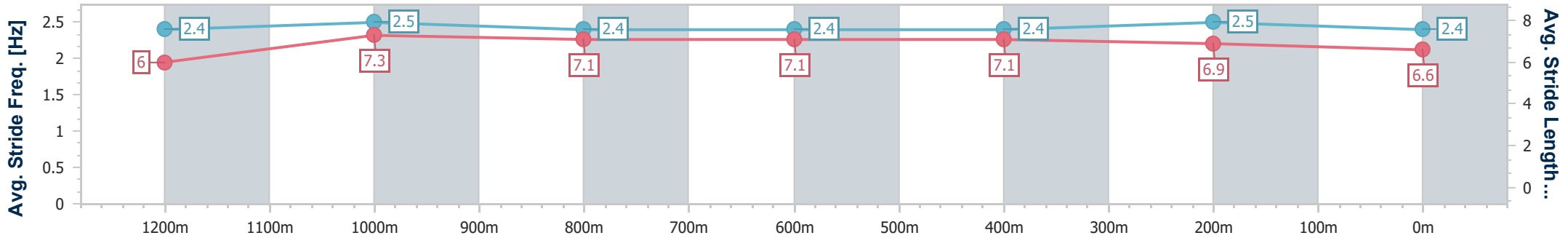
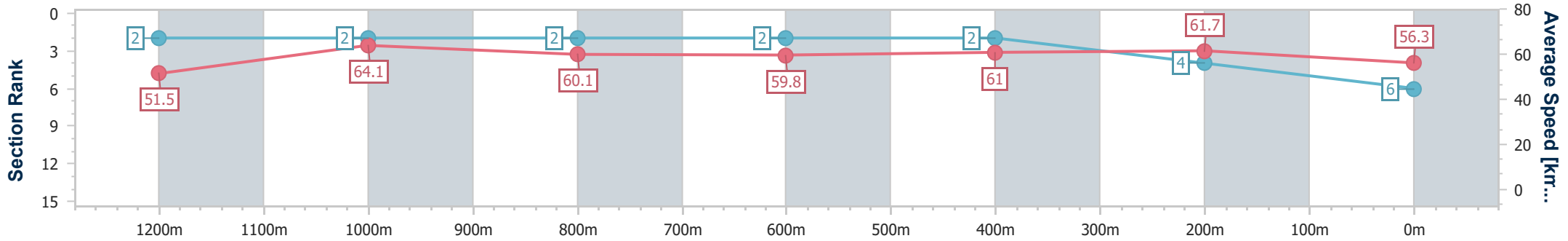
26 January 2024 - 15:52

Track Rating: Soft 5, Weather: Fine, Rail Position: +12m Entire



BRISBANE RACING CLUB

Section	Overall	1200m	1000m	800m	600m	400m	200m
Section Times	1:25.70 [6] (0:13.96)	1:11.74 [2] (0:11.29)	1:00.45 [2] (0:12.03)	0:48.42 [2] (0:12.14)	0:36.28 [2] (0:11.84)	0:24.44 [2] (0:11.64)	0:12.80 [4] (0:12.80)
Average Speed [km/h]	51.5	64.1	60.1	59.8	61.0	61.7	56.3
Top Speed [km/h]	66.0	66.1	62.8	62.2	62.5	63.2	59.9
Avg. Dist. to Rail [m]	1.5	1.5	1.4	1.7	0.6	1.3	1.4
Avg. Stride Freq. [Hz]	2.4	2.5	2.4	2.4	2.4	2.5	2.4
Avg. Stride Length [m]	6.0	7.3	7.1	7.1	7.1	6.9	6.6



- [ ] Ranking at each section and finish
- .-.- No data available at this section
- NA No data available





Horse/Jockey Name	King Tarik
Final Rank	7
Fastest Section Time (Section)	0:11.22 (1200m)
Top Speed [km/h] (Section)	66.6 (1200m)
Race State	Finished



Eagle Farm QLD Professional

Race 6: XXXX Class 2 Handicap - 1400m

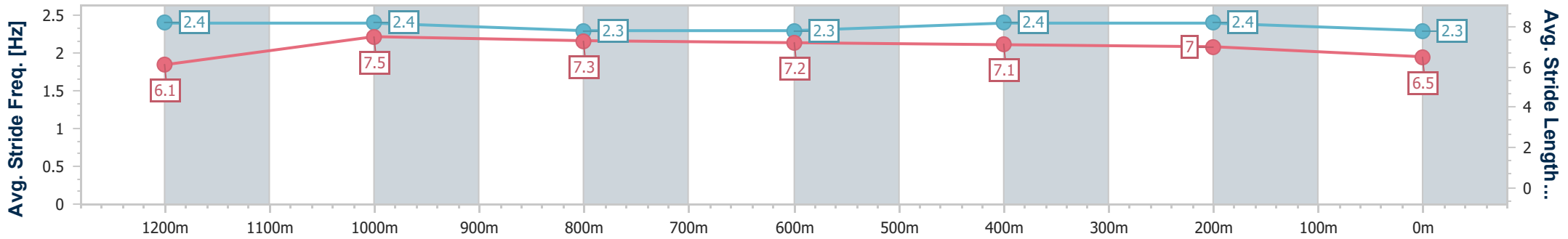
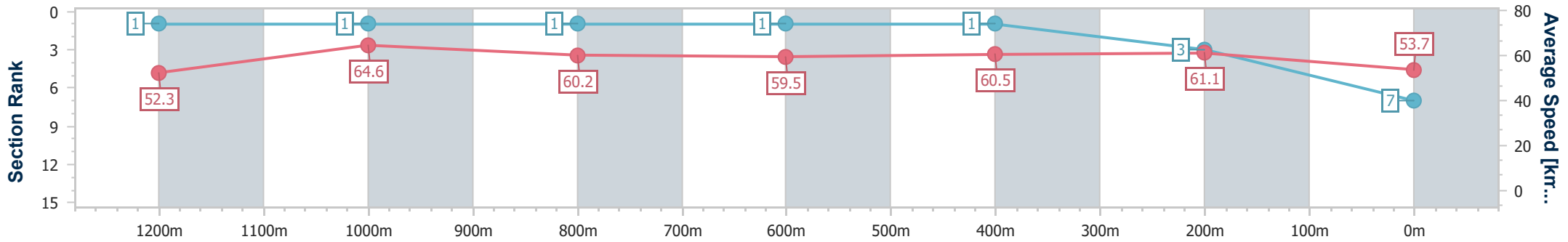
26 January 2024 - 15:52

Track Rating: Soft 5, Weather: Fine, Rail Position: +12m Entire



BRISBANE RACING CLUB

Section	Overall	1200m	1000m	800m	600m	400m	200m
Section Times	1:26.32 [7] (0:13.83)	1:12.49 [1] (0:11.22)	1:01.27 [1] (0:12.02)	0:49.25 [1] (0:12.15)	0:37.10 [1] (0:11.90)	0:25.20 [1] (0:11.76)	0:13.44 [3] (0:13.44)
Average Speed [km/h]	52.3	64.6	60.2	59.5	60.5	61.1	53.7
Top Speed [km/h]	66.3	66.6	61.4	59.8	62.2	63.3	57.8
Avg. Dist. to Rail [m]	4.2	3.6	1.7	0.9	0.4	0.5	0.8
Avg. Stride Freq. [Hz]	2.4	2.4	2.3	2.3	2.4	2.4	2.3
Avg. Stride Length [m]	6.1	7.5	7.3	7.2	7.1	7.0	6.5



- [ ] Ranking at each section and finish
- .-.- No data available at this section
- NA No data available