



Eagle Farm QLD Professional

Race 8: DRINKWISE Class 1 Handicap - 1800m

26 January 2024 - 17:11



BRISBANE
RACING CLUB

Track Rating: Soft 5, Weather: Fine, Rail Position: +12m Entire

Section														
Field Times	Overall	1600m	1400m	1200m	1000m	800m	600m	Last 600m						
	1:51.65 (0:13.67)	1:37.98 (0:11.91)	1:26.07 (0:12.03)	1:14.04 (0:12.36)	1:01.68 (0:12.65)	0:49.03 (0:12.82)	0:36.21 (0:12.20)	0:36.21						
Rank	TAB	Horse/Jockey	Barrier	Top Speed [km/h]	Fastest Section								Distance Travelled [m]	
1	8	LEERY Jim Byrne	17	64.2 400m	0:11.52 400m	1:51.65 [1] (0:14.81)	1:36.84 [11] (0:11.59)	1:25.25 [10] (0:12.28)	1:12.97 [11] (0:12.62)	1:00.35 [11] (0:12.52)	0:47.83 [10] (0:12.13)	0:35.70 [7] (0:11.88)	0:35.70	
2	4	DISPUTED RIVER Jake Bayliss	11	64.0 400m	0:11.51 400m	1:51.68 [2] (0:14.41)	1:37.27 [9] (0:11.87)	1:25.40 [9] (0:12.10)	1:13.30 [8] (0:12.60)	1:00.70 [8] (0:12.64)	0:48.06 [8] (0:12.46)	0:35.60 [10] (0:11.82)	0:35.60	+4
3	11	LAWBREAKER Cejay Graham	13	64.4 1600m	0:11.58 1600m	1:51.80 [3] (0:14.00)	1:37.80 [4] (0:11.58)	1:26.22 [1] (0:12.03)	1:14.19 [2] (0:12.66)	1:01.53 [3] (0:12.68)	0:48.85 [3] (0:12.71)	0:36.14 [4] (0:12.27)	0:36.14	+5
4	1	ROYAL RIFT Ben Thompson	5	63.0 1600m	0:11.76 400m	1:52.07 [4] (0:14.13)	1:37.94 [6] (0:11.79)	1:26.15 [5] (0:12.18)	1:13.97 [6] (0:12.63)	1:01.34 [7] (0:12.74)	0:48.60 [7] (0:12.59)	0:36.01 [9] (0:12.05)	0:36.01	+5
5	6	SO YOU KNEW Martin Harley	12	63.3 400m	0:11.67 400m	1:52.09 [5] (0:14.08)	1:38.01 [5] (0:11.96)	1:26.05 [7] (0:12.07)	1:13.98 [7] (0:12.51)	1:01.47 [6] (0:12.71)	0:48.76 [6] (0:12.52)	0:36.24 [5] (0:11.92)	0:36.24	+10
6	2	AMALGAMATION James Orman	4	63.9 1600m	0:11.73 400m	1:52.19 [6] (0:14.38)	1:37.81 [8] (0:11.83)	1:25.98 [8] (0:12.26)	1:13.72 [9] (0:12.62)	1:01.10 [9] (0:12.66)	0:48.44 [9] (0:12.48)	0:35.96 [11] (0:11.99)	0:35.96	+5
7	5	MOUNT ZION Rikki Jamieson	18	64.0 400m	0:11.72 400m	1:52.24 [7] (0:14.68)	1:37.56 [10] (0:11.75)	1:25.81 [11] (0:12.24)	1:13.57 [10] (0:12.59)	1:00.98 [10] (0:12.57)	0:48.41 [11] (0:12.17)	0:36.24 [8] (0:11.95)	0:36.24	+9
8	12	DOUBLE QUICK Casey Waddell	6	64.7 1400m	0:11.78 1600m	1:52.47 [8] (0:13.99)	1:38.48 [3] (0:11.78)	1:26.70 [4] (0:11.84)	1:14.86 [1] (0:12.36)	1:02.50 [1] (0:12.65)	0:49.85 [1] (0:12.82)	0:37.03 [1] (0:12.22)	0:37.03	+5
9	7	THE KHAN Michael Cahill	7	62.3 1600m	0:11.96 1600m	1:52.65 [9] (0:13.77)	1:38.88 [2] (0:11.96)	1:26.92 [2] (0:12.16)	1:14.76 [4] (0:12.48)	1:02.28 [4] (0:12.68)	0:49.60 [4] (0:12.54)	0:37.06 [2] (0:12.05)	0:37.06	+3
10	9	BOLD SPLENDOR Nikita Beriman	16	63.0 1600m	0:11.84 1600m	1:52.84 [10] (0:14.19)	1:38.65 [7] (0:11.84)	1:26.81 [6] (0:11.93)	1:14.88 [5] (0:12.29)	1:02.59 [2] (0:12.69)	0:49.90 [2] (0:12.68)	0:37.22 [3] (0:12.24)	0:37.22	+15

Scratched: Irrigator (#18), Vancity (#19), Do It For You (#3), He's A Legend (#15), Silver Onyx (#14), Doni Tondo (#17), Godra (#16), Papal Miss (#13)

[] Ranking at each section and finish
 -:-:- No data available at this section
 NA No data available

SCN Saddle cloth number
 DNF Did not finish
 DNT Did not track



Eagle Farm QLD Professional
Race 8: DRINKWISE Class 1 Handicap - 1800m
 26 January 2024 - 17:11



BRISBANE
RACING CLUB

Track Rating: Soft 5, Weather: Fine, Rail Position: +12m Entire

Section	Overall	1600m	1400m	1200m	1000m	800m	600m	Last 600m
Field Times	1:51.65 (0:13.67)	1:37.98 (0:11.91)	1:26.07 (0:12.03)	1:14.04 (0:12.36)	1:01.68 (0:12.65)	0:49.03 (0:12.82)	0:36.21 (0:12.20)	0:36.21

Rank	TAB	Horse/Jockey	Barrier	Top Speed [km/h]	Fastest Section	Overall	1600m	1400m	1200m	1000m	800m	600m	Last 600m	Distance Travelled [m]
11	10	DANCE BABE	1	63.0	0:11.98	1:52.89 [11]	1:39.22 [1]	1:27.15 [3]	1:15.02 [3]	1:02.40 [5]	0:49.67 [5]	0:36.94 [6]	0:36.94	+5
		Dale Smith		Overall	400m	(0:13.67)	(0:12.07)	(0:12.13)	(0:12.62)	(0:12.73)	(0:12.73)	(0:12.24)		

Scratched: Irrigator (#18), Vancity (#19), Do It For You (#3), He's A Legend (#15), Silver Onyx (#14), Doni Tondo (#17), Godra (#16), Papal Miss (#13)

[] Ranking at each section and finish
 -:-:- No data available at this section
 NA No data available

SCN Saddle cloth number
 DNF Did not finish
 DNT Did not track



Eagle Farm QLD Professional

Race 8: DRINKWISE Class 1 Handicap - 1800m

26 January 2024 - 17:11



BRISBANE
RACING CLUB

Track Rating: Soft 5, Weather: Fine, Rail Position: +12m Entire

Section				400m	200m			Last 600m		
Field Times				0:24.01 (0:11.71)	0:12.30 (0:12.30)			0:36.21		
Rank	TAB	Horse/Jockey	Barrier	Top Speed [km/h]	Fastest Section	Margin			Distance Travelled [m]	
1	8	LEERY Jim Byrne	17	64.2 400m	0:11.52 400m	0:23.82 [4] (0:11.52)	0:12.30 [1] (0:12.30)	1:51.65	0:35.70	
2	4	DISPUTED RIVER Jake Bayliss	11	64.0 400m	0:11.51 400m	0:23.78 [6] (0:11.51)	0:12.27 [2] (0:12.27)	0.19L	0:35.60	+4
3	11	LAWBREAKER Cejay Graham	13	64.4 1600m	0:11.58 1600m	0:23.87 [7] (0:11.73)	0:12.14 [5] (0:12.14)	0.89L	0:36.14	+5
4	1	ROYAL RIFT Ben Thompson	5	63.0 1600m	0:11.76 400m	0:23.96 [9] (0:11.76)	0:12.20 [7] (0:12.20)	2.48L	0:36.01	+5
5	6	SO YOU KNEW Martin Harley	12	63.3 400m	0:11.67 400m	0:24.32 [3] (0:11.67)	0:12.65 [3] (0:12.65)	2.6L	0:36.24	+10
6	2	AMALGAMATION James Orman	4	63.9 1600m	0:11.73 400m	0:23.97 [11] (0:11.73)	0:12.24 [10] (0:12.24)	3.2L	0:35.96	+5
7	5	MOUNT ZION Rikki Jamieson	18	64.0 400m	0:11.72 400m	0:24.29 [8] (0:11.72)	0:12.57 [6] (0:12.57)	3.45L	0:36.24	+9
8	12	DOUBLE QUICK Casey Waddell	6	64.7 1400m	0:11.78 1600m	0:24.81 [2] (0:11.93)	0:12.88 [4] (0:12.88)	4.8L	0:37.03	+5
9	7	THE KHAN Michael Cahill	7	62.3 1600m	0:11.96 1600m	0:25.01 [1] (0:12.28)	0:12.73 [8] (0:12.73)	5.88L	0:37.06	+3
10	9	BOLD SPLENDOR Nikita Beriman	16	63.0 1600m	0:11.84 1600m	0:24.98 [5] (0:12.07)	0:12.91 [9] (0:12.91)	7.03L	0:37.22	+15

Scratched: Irrigator (#18), Vancity (#19), Do It For You (#3), He's A Legend (#15), Silver Onyx (#14), Doni Tondo (#17), Godra (#16), Papal Miss (#13)

Report Created: Fri 26 January 2024 17:24 GMT+1 (Note: Timing is based on position data)

Page 3/15

[] Ranking at each section and finish
 -:-:- No data available at this section
 NA No data available

SCN Saddle cloth number
 DNF Did not finish
 DNT Did not track

data processed by TRIPLES DATA



Eagle Farm QLD Professional
Race 8: DRINKWISE Class 1 Handicap - 1800m
 26 January 2024 - 17:11



BRISBANE
RACING CLUB

Track Rating: Soft 5, Weather: Fine, Rail Position: +12m Entire

Section		400m	200m			Last 600m
Field Times		0:24.01 (0:11.71)	0:12.30 (0:12.30)			0:36.21
Rank	TAB Horse/Jockey	Barrier	Top Speed [km/h]	Fastest Section	Margin	Distance Travelled [m]
11	10 DANCE BABE	1	63.0	0:11.98	0:24.70 [10] 0:12.72 [11] 7.31L	0:36.94 +5
	Dale Smith		Overall	400m	(0:11.98) (0:12.72)	

Scratched: Irrigator (#18), Vancity (#19), Do It For You (#3), He's A Legend (#15), Silver Onyx (#14), Doni Tondo (#17), Godra (#16), Papal Miss (#13)

[] Ranking at each section and finish
 -:-:- No data available at this section
 NA No data available

SCN Saddle cloth number
 DNF Did not finish
 DNT Did not track



Horse/Jockey Name	Leery
Final Rank	1
Fastest Section Time (Section)	0:11.52 (400m)
Top Speed [km/h] (Section)	64.2 (400m)
Race State	Finished



Eagle Farm QLD Professional
Race 8: DRINKWISE Class 1 Handicap - 1800m

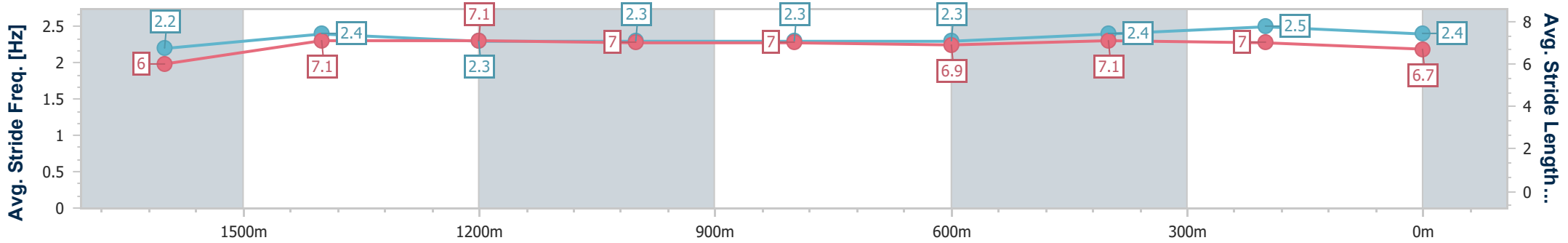
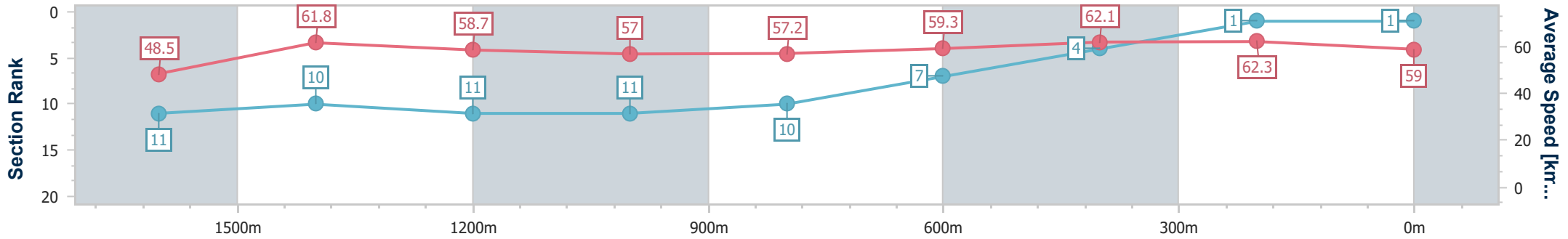
26 January 2024 - 17:11

Track Rating: Soft 5, Weather: Fine, Rail Position: +12m Entire



BRISBANE
RACING CLUB

Section	Overall	1600m	1400m	1200m	1000m	800m	600m	400m	200m
Section Times	1:51.65 [1] (0:14.81)	1:36.84 [11] (0:11.59)	1:25.25 [10] (0:12.28)	1:12.97 [11] (0:12.62)	1:00.35 [11] (0:12.52)	0:47.83 [10] (0:12.13)	0:35.70 [7] (0:11.88)	0:23.82 [4] (0:11.52)	0:12.30 [1] (0:12.30)
Average Speed [km/h]	48.5	61.8	58.7	57.0	57.2	59.3	62.1	62.3	59.0
Top Speed [km/h]	61.4	62.8	60.0	57.9	58.8	60.4	63.7	64.2	60.7
Avg. Dist. to Rail [m]	3.8	2.0	1.1	0.2	0.8	1.2	5.0	10.8	11.4
Avg. Stride Freq. [Hz]	2.2	2.4	2.3	2.3	2.3	2.3	2.4	2.5	2.4
Avg. Stride Length [m]	6.0	7.1	7.1	7.0	7.0	6.9	7.1	7.0	6.7



- [] Ranking at each section and finish
- .-.- No data available at this section
- NA No data available



Horse/Jockey Name	Disputed River
Final Rank	2
Fastest Section Time (Section)	0:11.51 (400m)
Top Speed [km/h] (Section)	64.0 (400m)
Race State	Finished



Eagle Farm QLD Professional

Race 8: DRINKWISE Class 1 Handicap - 1800m

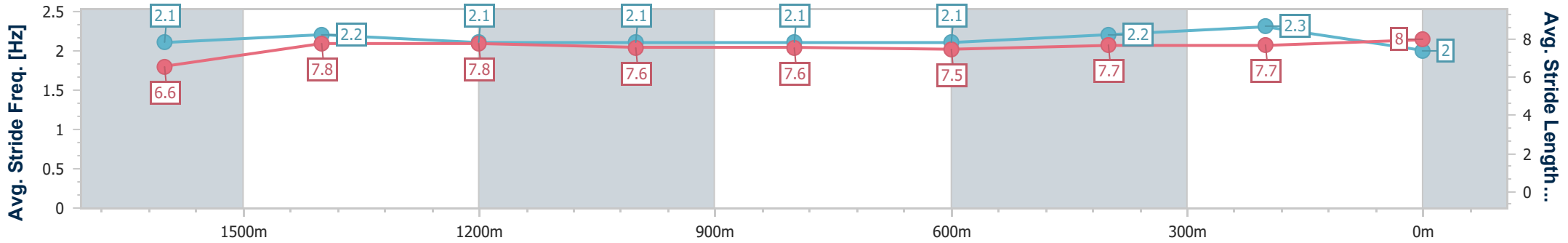
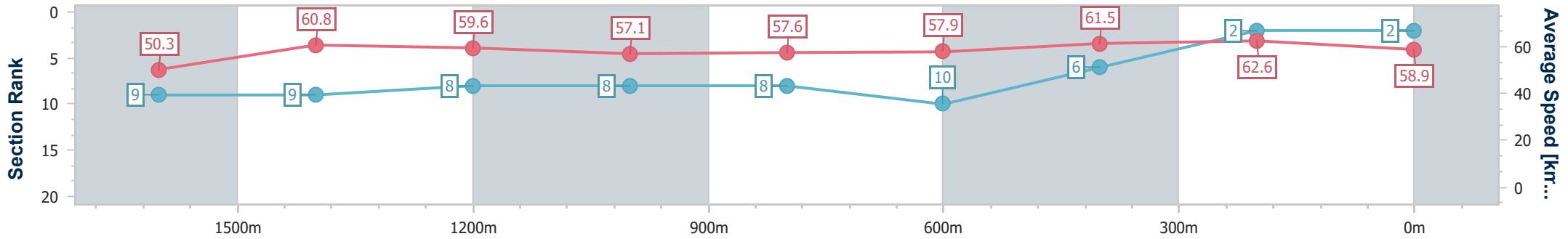
26 January 2024 - 17:11

Track Rating: Soft 5, Weather: Fine, Rail Position: +12m Entire



BRISBANE RACING CLUB

Section	Overall	1600m	1400m	1200m	1000m	800m	600m	400m	200m
Section Times	1:51.68 [2] (0:14.41)	1:37.27 [9] (0:11.87)	1:25.40 [9] (0:12.10)	1:13.30 [8] (0:12.60)	1:00.70 [8] (0:12.64)	0:48.06 [8] (0:12.46)	0:35.60 [10] (0:11.82)	0:23.78 [6] (0:11.51)	0:12.27 [2] (0:12.27)
Average Speed [km/h]	50.3	60.8	59.6	57.1	57.6	57.9	61.5	62.6	58.9
Top Speed [km/h]	61.1	62.3	61.1	58.2	58.4	60.1	63.6	64.0	61.3
Avg. Dist. to Rail [m]	3.5	0.6	1.3	1.9	1.5	0.9	1.6	4.2	5.3
Avg. Stride Freq. [Hz]	2.1	2.2	2.1	2.1	2.1	2.1	2.2	2.3	2.0
Avg. Stride Length [m]	6.6	7.8	7.8	7.6	7.6	7.5	7.7	7.7	8.0



- [] Ranking at each section and finish
- .-.- No data available at this section
- NA No data available



Horse/Jockey Name	Lawbreaker
Final Rank	3
Fastest Section Time (Section)	0:11.58 (1600m)
Top Speed [km/h] (Section)	64.4 (1600m)
Race State	Finished



Eagle Farm QLD Professional

Race 8: DRINKWISE Class 1 Handicap - 1800m

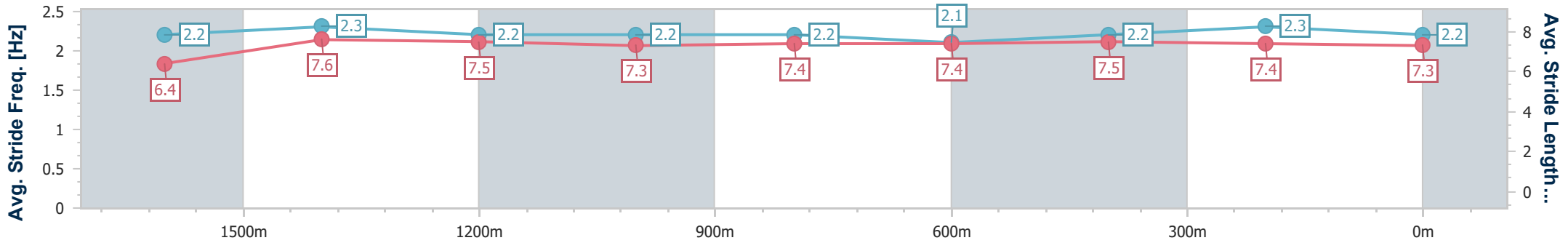
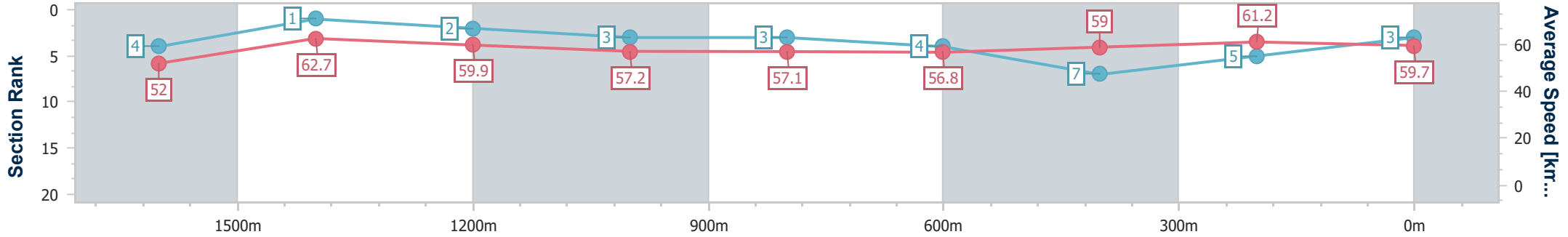
26 January 2024 - 17:11

Track Rating: Soft 5, Weather: Fine, Rail Position: +12m Entire



BRISBANE RACING CLUB

Section	Overall	1600m	1400m	1200m	1000m	800m	600m	400m	200m
Section Times	1:51.80 [3] (0:14.00)	1:37.80 [4] (0:11.58)	1:26.22 [1] (0:12.03)	1:14.19 [2] (0:12.66)	1:01.53 [3] (0:12.68)	0:48.85 [3] (0:12.71)	0:36.14 [4] (0:12.27)	0:23.87 [7] (0:11.73)	0:12.14 [5] (0:12.14)
Average Speed [km/h]	52.0	62.7	59.9	57.2	57.1	56.8	59.0	61.2	59.7
Top Speed [km/h]	61.7	64.4	62.8	59.7	58.1	58.0	61.1	61.8	61.0
Avg. Dist. to Rail [m]	4.5	2.9	1.2	1.2	1.2	1.2	0.9	0.7	1.2
Avg. Stride Freq. [Hz]	2.2	2.3	2.2	2.2	2.2	2.1	2.2	2.3	2.2
Avg. Stride Length [m]	6.4	7.6	7.5	7.3	7.4	7.4	7.5	7.4	7.3



- [] Ranking at each section and finish
- .-.- No data available at this section
- NA No data available



Horse/Jockey Name	Royal Rift
Final Rank	4
Fastest Section Time (Section)	0:11.76 (400m)
Top Speed [km/h] (Section)	63.0 (1600m)
Race State	Finished



Eagle Farm QLD Professional
Race 8: DRINKWISE Class 1 Handicap - 1800m

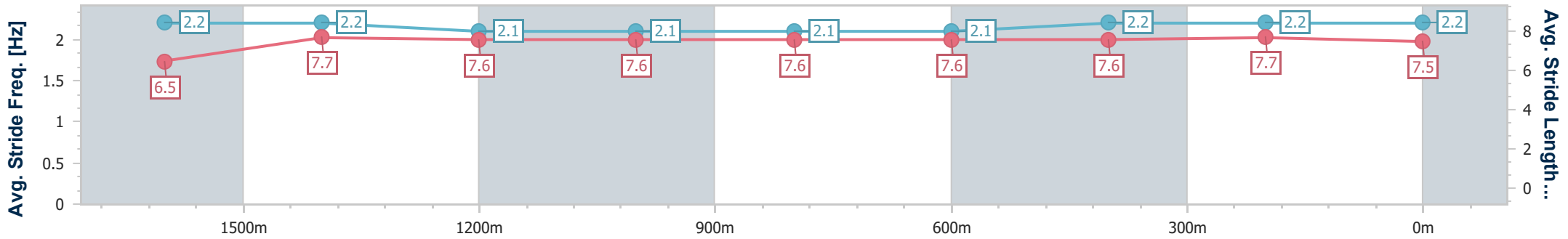
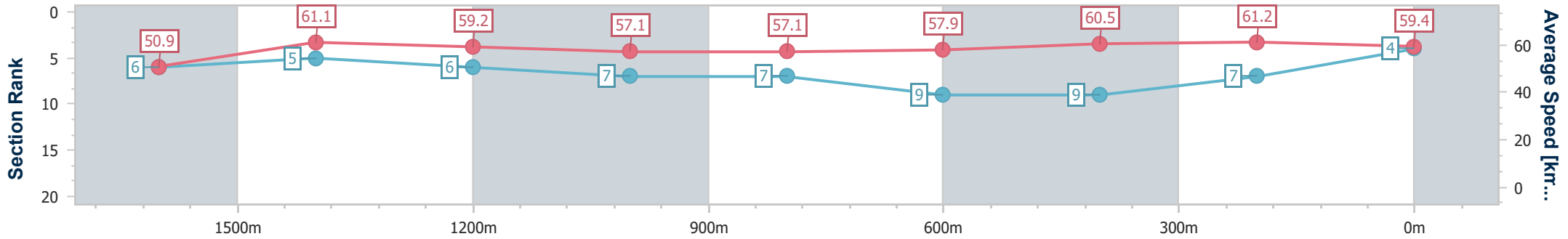
26 January 2024 - 17:11

Track Rating: Soft 5, Weather: Fine, Rail Position: +12m Entire



BRISBANE
RACING CLUB

Section	Overall	1600m	1400m	1200m	1000m	800m	600m	400m	200m
Section Times	1:52.07 [4] (0:14.13)	1:37.94 [6] (0:11.79)	1:26.15 [5] (0:12.18)	1:13.97 [6] (0:12.63)	1:01.34 [7] (0:12.74)	0:48.60 [7] (0:12.59)	0:36.01 [9] (0:12.05)	0:23.96 [9] (0:11.76)	0:12.20 [7] (0:12.20)
Average Speed [km/h]	50.9	61.1	59.2	57.1	57.1	57.9	60.5	61.2	59.4
Top Speed [km/h]	62.0	63.0	60.6	57.8	58.2	59.2	62.5	62.5	60.7
Avg. Dist. to Rail [m]	1.6	0.4	0.6	1.0	2.1	3.0	3.0	2.3	2.6
Avg. Stride Freq. [Hz]	2.2	2.2	2.1	2.1	2.1	2.1	2.2	2.2	2.2
Avg. Stride Length [m]	6.5	7.7	7.6	7.6	7.6	7.6	7.6	7.7	7.5



- [] Ranking at each section and finish
- .-.- No data available at this section
- NA No data available



Horse/Jockey Name	So You Knew
Final Rank	5
Fastest Section Time (Section)	0:11.67 (400m)
Top Speed [km/h] (Section)	63.3 (400m)
Race State	Finished



Eagle Farm QLD Professional

Race 8: DRINKWISE Class 1 Handicap - 1800m

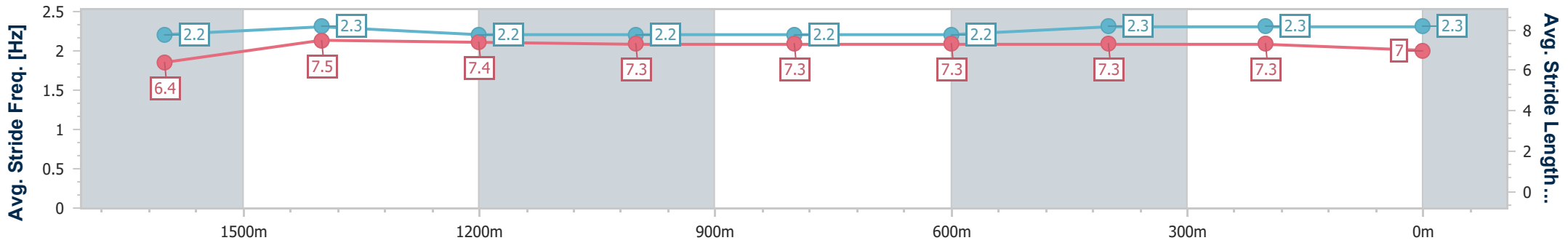
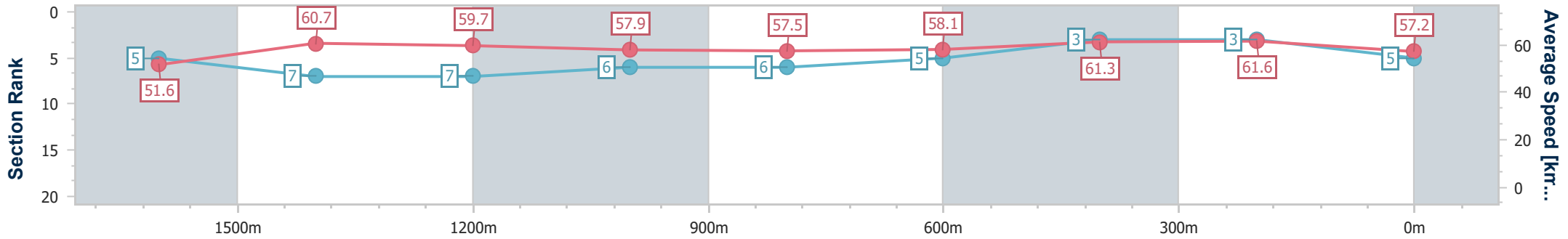
26 January 2024 - 17:11

Track Rating: Soft 5, Weather: Fine, Rail Position: +12m Entire



BRISBANE RACING CLUB

Section	Overall	1600m	1400m	1200m	1000m	800m	600m	400m	200m
Section Times	1:52.09 [5] (0:14.08)	1:38.01 [5] (0:11.96)	1:26.05 [7] (0:12.07)	1:13.98 [7] (0:12.51)	1:01.47 [6] (0:12.71)	0:48.76 [6] (0:12.52)	0:36.24 [5] (0:11.92)	0:24.32 [3] (0:11.67)	0:12.65 [3] (0:12.65)
Average Speed [km/h]	51.6	60.7	59.7	57.9	57.5	58.1	61.3	61.6	57.2
Top Speed [km/h]	61.7	62.0	61.1	59.0	58.2	59.8	62.6	63.3	59.8
Avg. Dist. to Rail [m]	4.6	2.1	2.3	2.8	2.9	2.8	2.7	3.1	4.2
Avg. Stride Freq. [Hz]	2.2	2.3	2.2	2.2	2.2	2.2	2.3	2.3	2.3
Avg. Stride Length [m]	6.4	7.5	7.4	7.3	7.3	7.3	7.3	7.3	7.0



- [] Ranking at each section and finish
- .-.- No data available at this section
- NA No data available



Horse/Jockey Name	Amalgamation
Final Rank	6
Fastest Section Time (Section)	0:11.73 (400m)
Top Speed [km/h] (Section)	63.9 (1600m)
Race State	Finished



Eagle Farm QLD Professional
Race 8: DRINKWISE Class 1 Handicap - 1800m

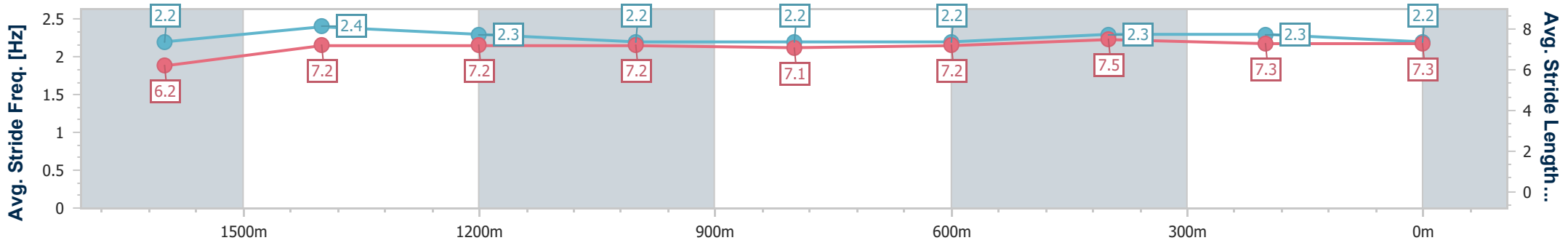
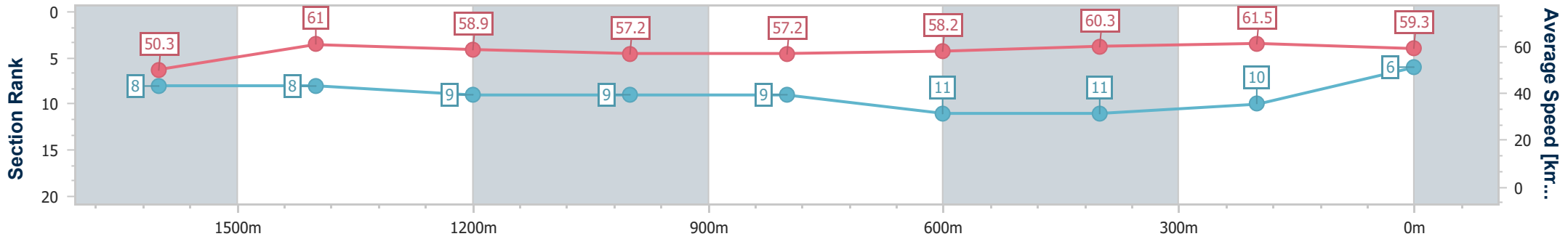
26 January 2024 - 17:11

Track Rating: Soft 5, Weather: Fine, Rail Position: +12m Entire



BRISBANE
RACING CLUB

Section	Overall	1600m	1400m	1200m	1000m	800m	600m	400m	200m
Section Times	1:52.19 [6] (0:14.38)	1:37.81 [8] (0:11.83)	1:25.98 [8] (0:12.26)	1:13.72 [9] (0:12.62)	1:01.10 [9] (0:12.66)	0:48.44 [9] (0:12.48)	0:35.96 [11] (0:11.99)	0:23.97 [11] (0:11.73)	0:12.24 [10] (0:12.24)
Average Speed [km/h]	50.3	61.0	58.9	57.2	57.2	58.2	60.3	61.5	59.3
Top Speed [km/h]	60.4	63.9	60.1	58.5	59.2	59.4	63.0	62.2	60.8
Avg. Dist. to Rail [m]	1.9	1.0	1.7	1.9	1.7	1.2	1.8	5.1	6.6
Avg. Stride Freq. [Hz]	2.2	2.4	2.3	2.2	2.2	2.2	2.3	2.3	2.2
Avg. Stride Length [m]	6.2	7.2	7.2	7.2	7.1	7.2	7.5	7.3	7.3



- [] Ranking at each section and finish
- .-.- No data available at this section
- NA No data available



Horse/Jockey Name	Mount Zion
Final Rank	7
Fastest Section Time (Section)	0:11.72 (400m)
Top Speed [km/h] (Section)	64.0 (400m)
Race State	Finished



Eagle Farm QLD Professional
Race 8: DRINKWISE Class 1 Handicap - 1800m

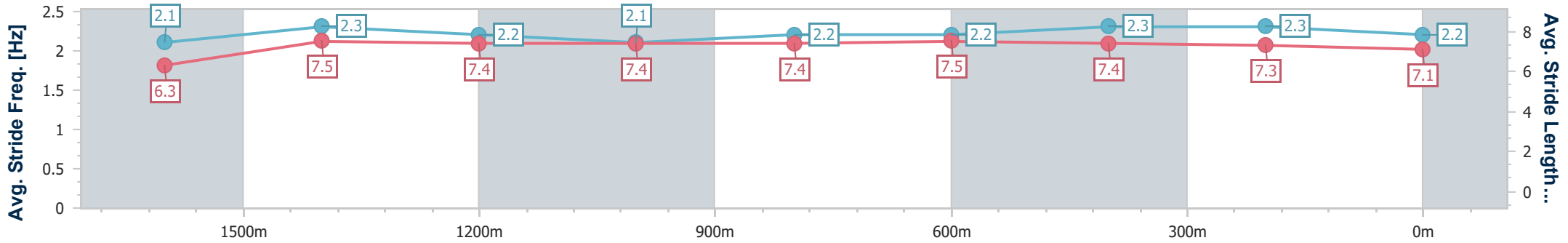
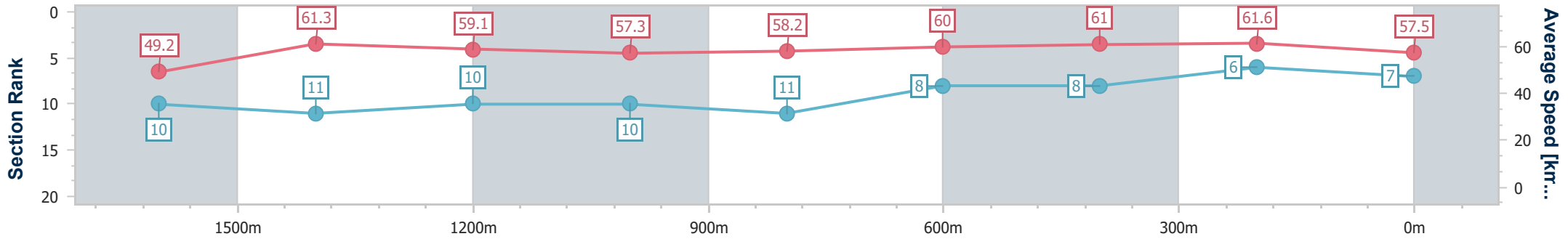
26 January 2024 - 17:11

Track Rating: Soft 5, Weather: Fine, Rail Position: +12m Entire



BRISBANE RACING CLUB

Section	Overall	1600m	1400m	1200m	1000m	800m	600m	400m	200m
Section Times	1:52.24 [7] (0:14.68)	1:37.56 [10] (0:11.75)	1:25.81 [11] (0:12.24)	1:13.57 [10] (0:12.59)	1:00.98 [10] (0:12.57)	0:48.41 [11] (0:12.17)	0:36.24 [8] (0:11.95)	0:24.29 [8] (0:11.72)	0:12.57 [6] (0:12.57)
Average Speed [km/h]	49.2	61.3	59.1	57.3	58.2	60.0	61.0	61.6	57.5
Top Speed [km/h]	61.8	63.0	60.3	58.9	59.1	61.0	62.3	64.0	59.3
Avg. Dist. to Rail [m]	3.7	1.2	2.7	2.9	3.3	3.3	3.2	6.1	6.3
Avg. Stride Freq. [Hz]	2.1	2.3	2.2	2.1	2.2	2.2	2.3	2.3	2.2
Avg. Stride Length [m]	6.3	7.5	7.4	7.4	7.4	7.5	7.4	7.3	7.1



- [] Ranking at each section and finish
- .-.- No data available at this section
- NA No data available



Horse/Jockey Name	Double Quick
Final Rank	8
Fastest Section Time (Section)	0:11.78 (1600m)
Top Speed [km/h] (Section)	64.7 (1400m)
Race State	Finished



Eagle Farm QLD Professional
Race 8: DRINKWISE Class 1 Handicap - 1800m

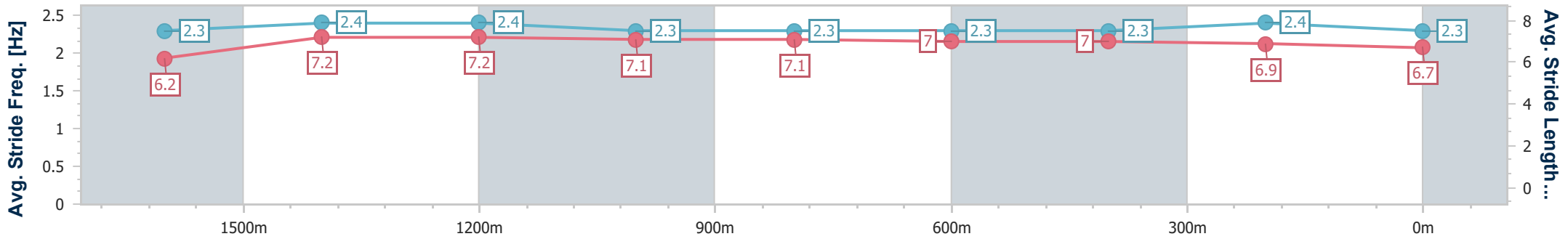
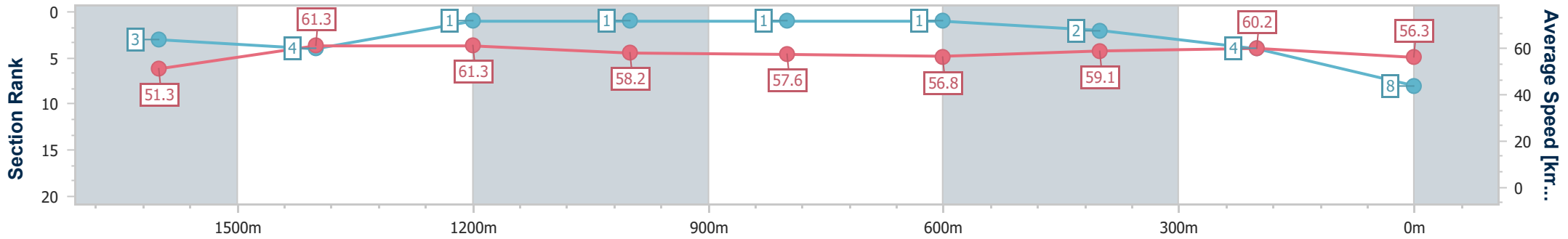
26 January 2024 - 17:11

Track Rating: Soft 5, Weather: Fine, Rail Position: +12m Entire



BRISBANE RACING CLUB

Section	Overall	1600m	1400m	1200m	1000m	800m	600m	400m	200m
Section Times	1:52.47 [8] (0:13.99)	1:38.48 [3] (0:11.78)	1:26.70 [4] (0:11.84)	1:14.86 [1] (0:12.36)	1:02.50 [1] (0:12.65)	0:49.85 [1] (0:12.82)	0:37.03 [1] (0:12.22)	0:24.81 [2] (0:11.93)	0:12.88 [4] (0:12.88)
Average Speed [km/h]	51.3	61.3	61.3	58.2	57.6	56.8	59.1	60.2	56.3
Top Speed [km/h]	61.3	62.5	64.7	59.4	58.1	58.1	62.0	62.0	58.5
Avg. Dist. to Rail [m]	1.7	1.2	3.3	2.5	2.6	2.4	0.7	1.3	2.1
Avg. Stride Freq. [Hz]	2.3	2.4	2.4	2.3	2.3	2.3	2.3	2.4	2.3
Avg. Stride Length [m]	6.2	7.2	7.2	7.1	7.1	7.0	7.0	6.9	6.7



- [] Ranking at each section and finish
- .-.- No data available at this section
- NA No data available



Horse/Jockey Name	The Khan
Final Rank	9
Fastest Section Time (Section)	0:11.96 (1600m)
Top Speed [km/h] (Section)	62.3 (1600m)
Race State	Finished



Eagle Farm QLD Professional
Race 8: DRINKWISE Class 1 Handicap - 1800m

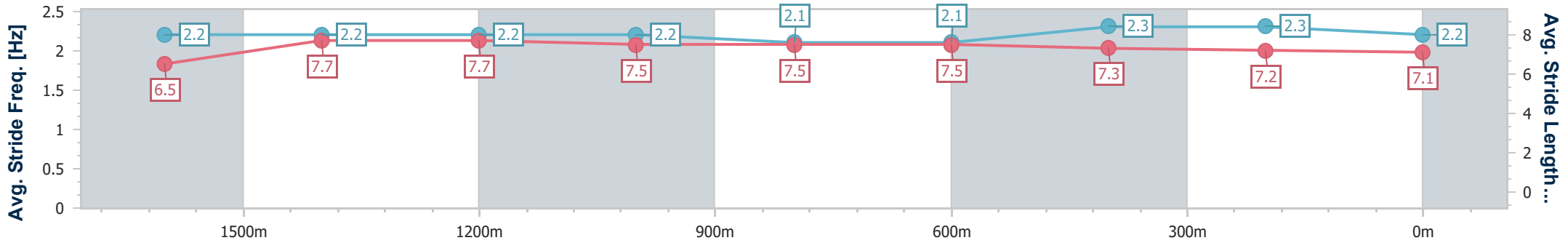
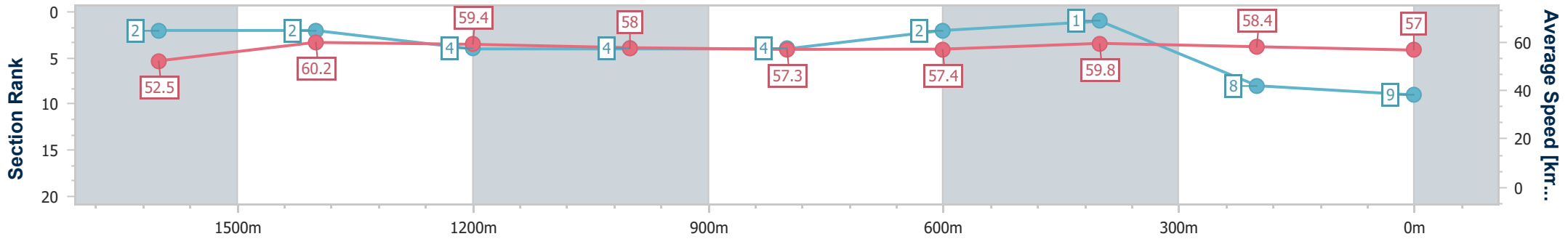
26 January 2024 - 17:11

Track Rating: Soft 5, Weather: Fine, Rail Position: +12m Entire



BRISBANE RACING CLUB

Section	Overall	1600m	1400m	1200m	1000m	800m	600m	400m	200m
Section Times	1:52.65 [9] (0:13.77)	1:38.88 [2] (0:11.96)	1:26.92 [2] (0:12.16)	1:14.76 [4] (0:12.48)	1:02.28 [4] (0:12.68)	0:49.60 [4] (0:12.54)	0:37.06 [2] (0:12.05)	0:25.01 [1] (0:12.28)	0:12.73 [8] (0:12.73)
Average Speed [km/h]	52.5	60.2	59.4	58.0	57.3	57.4	59.8	58.4	57.0
Top Speed [km/h]	62.1	62.3	61.8	58.6	57.8	59.7	61.0	60.1	58.9
Avg. Dist. to Rail [m]	2.3	0.8	2.9	3.0	1.8	0.6	0.7	2.9	4.6
Avg. Stride Freq. [Hz]	2.2	2.2	2.2	2.2	2.1	2.1	2.3	2.3	2.2
Avg. Stride Length [m]	6.5	7.7	7.7	7.5	7.5	7.5	7.3	7.2	7.1



- [] Ranking at each section and finish
- .-.- No data available at this section
- NA No data available



Horse/Jockey Name	Bold Splendor
Final Rank	10
Fastest Section Time (Section)	0:11.84 (1600m)
Top Speed [km/h] (Section)	63.0 (1600m)
Race State	Finished



Eagle Farm QLD Professional
Race 8: DRINKWISE Class 1 Handicap - 1800m

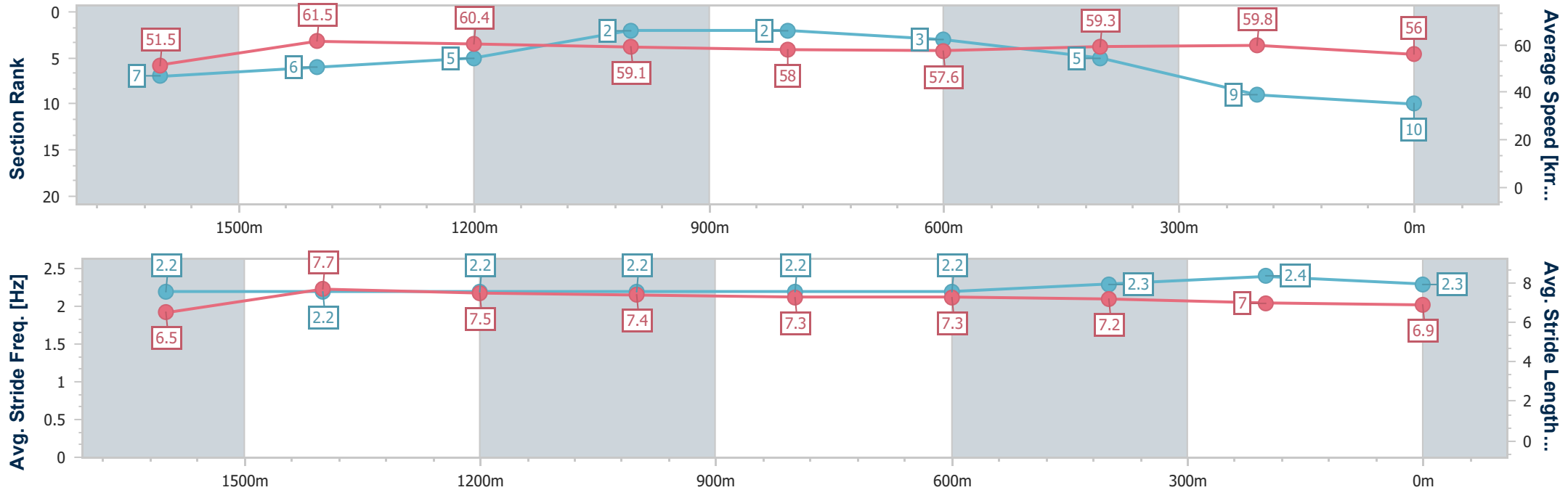
26 January 2024 - 17:11

Track Rating: Soft 5, Weather: Fine, Rail Position: +12m Entire



BRISBANE
RACING CLUB

Section	Overall	1600m	1400m	1200m	1000m	800m	600m	400m	200m
Section Times	1:52.84 [10] (0:14.19)	1:38.65 [7] (0:11.84)	1:26.81 [6] (0:11.93)	1:14.88 [5] (0:12.29)	1:02.59 [2] (0:12.69)	0:49.90 [2] (0:12.68)	0:37.22 [3] (0:12.24)	0:24.98 [5] (0:12.07)	0:12.91 [9] (0:12.91)
Average Speed [km/h]	51.5	61.5	60.4	59.1	58.0	57.6	59.3	59.8	56.0
Top Speed [km/h]	61.1	63.0	62.1	60.0	59.3	58.3	61.0	62.0	58.2
Avg. Dist. to Rail [m]	5.7	3.6	4.7	4.6	4.7	3.5	1.9	3.3	3.1
Avg. Stride Freq. [Hz]	2.2	2.2	2.2	2.2	2.2	2.2	2.3	2.4	2.3
Avg. Stride Length [m]	6.5	7.7	7.5	7.4	7.3	7.3	7.2	7.0	6.9



- [] Ranking at each section and finish
- .-.- No data available at this section
- NA No data available



Horse/Jockey Name	Dance Babe
Final Rank	11
Fastest Section Time (Section)	0:11.98 (400m)
Top Speed [km/h] (Section)	63.0 (Overall)
Race State	Finished



Eagle Farm QLD Professional
Race 8: DRINKWISE Class 1 Handicap - 1800m

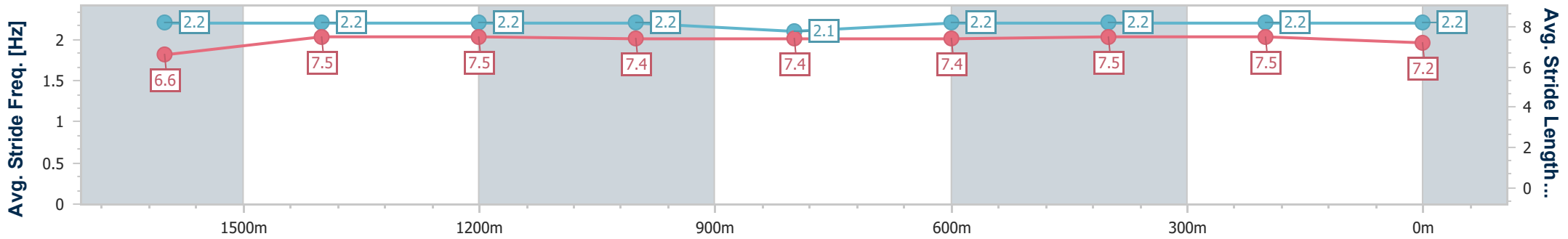
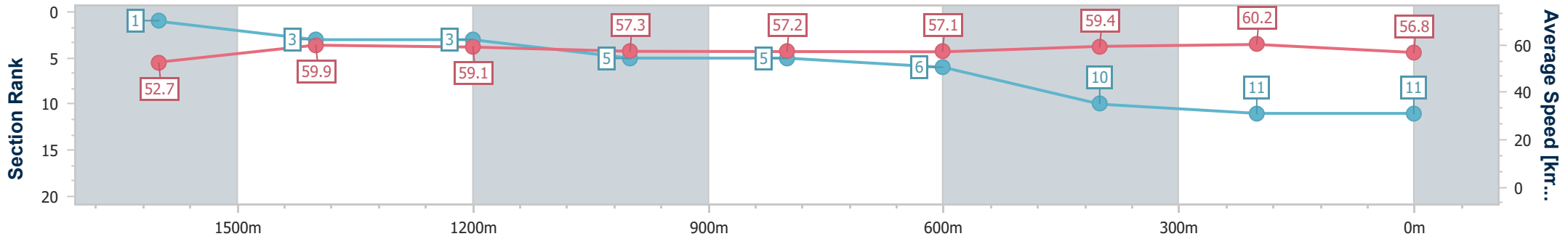
26 January 2024 - 17:11

Track Rating: Soft 5, Weather: Fine, Rail Position: +12m Entire



BRISBANE RACING CLUB

Section	Overall	1600m	1400m	1200m	1000m	800m	600m	400m	200m
Section Times	1:52.89 [11] (0:13.67)	1:39.22 [1] (0:12.07)	1:27.15 [3] (0:12.13)	1:15.02 [3] (0:12.62)	1:02.40 [5] (0:12.73)	0:49.67 [5] (0:12.73)	0:36.94 [6] (0:12.24)	0:24.70 [10] (0:11.98)	0:12.72 [11] (0:12.72)
Average Speed [km/h]	52.7	59.9	59.1	57.3	57.2	57.1	59.4	60.2	56.8
Top Speed [km/h]	63.0	62.6	61.5	58.7	58.5	58.6	60.2	61.2	59.0
Avg. Dist. to Rail [m]	1.4	1.0	1.8	2.0	2.1	2.1	2.1	1.1	0.6
Avg. Stride Freq. [Hz]	2.2	2.2	2.2	2.2	2.1	2.2	2.2	2.2	2.2
Avg. Stride Length [m]	6.6	7.5	7.5	7.4	7.4	7.4	7.5	7.5	7.2



- [] Ranking at each section and finish
- .-.- No data available at this section
- NA No data available