



Sunshine Coast QLD Professional

Race 8: COASTLINE BMW SUNSHINE COAST CUP - LISTED - 1400m

27 January 2024 - 16:34



Track Rating: Good 4, Weather: Fine, Rail Position: +3m Entire

Section		Overall	1200m	1000m	800m	600m	400m	Last 600m				
Field Times		1:22.39 (0:13.33)	1:09.06 (0:10.40)	0:58.66 (0:10.95)	0:47.71 (0:11.66)	0:36.05 (0:12.00)	0:24.05 (0:11.99)	0:00.00				
Rank	TAB Horse/Jockey	Barrier	Top Speed [km/h]	Fastest Section	Distance Travelled [m]							
1	3 KINLOCH Andrew Mallyon	4	68.3 1200m	0:10.80 1200m	1:22.39 [1] (0:13.77)	1:08.62 [11] (0:10.80)	0:57.82 [11] (0:11.25)	0:46.57 [11] (0:11.79)	0:34.78 [11] (0:11.63)	0:23.15 [12] (0:11.36)	0:34.78	
2	6 ESSONNE Justin Huxtable	5	69.0 1200m	0:10.78 1200m	1:22.56 [2] (0:14.07)	1:08.49 [12] (0:10.78)	0:57.71 [12] (0:11.32)	0:46.39 [12] (0:11.56)	0:34.83 [12] (0:11.45)	0:23.38 [11] (0:11.15)	0:34.83	+3
3	7 JETTY Jake Bayliss	16	68.7 1200m	0:10.59 1200m	1:22.86 [3] (0:13.64)	1:09.22 [9] (0:10.59)	0:58.63 [7] (0:11.22)	0:47.41 [7] (0:11.84)	0:35.57 [7] (0:11.54)	0:24.03 [5] (0:11.67)	0:35.57	-2
4	8 WAPITI Nikita Beriman	18	68.9 1200m	0:10.79 1200m	1:22.98 [4] (0:14.28)	1:08.70 [15] (0:10.79)	0:57.91 [14] (0:11.33)	0:46.58 [14] (0:11.51)	0:35.07 [14] (0:11.49)	0:23.58 [13] (0:11.32)	0:35.07	+2
5	4 LEGAL ESPRIT Michael Cahill	15	67.8 Overall	0:10.79 1200m	1:23.19 [5] (0:13.60)	1:09.59 [8] (0:10.79)	0:58.80 [9] (0:11.38)	0:47.42 [10] (0:11.70)	0:35.72 [8] (0:11.65)	0:24.07 [10] (0:11.48)	0:35.72	+2
6	5 CHATTY LADY Kyle Wilson-Taylor	7	69.4 Overall	0:10.71 1200m	1:23.23 [6] (0:13.47)	1:09.76 [7] (0:10.71)	0:59.05 [6] (0:11.25)	0:47.80 [6] (0:11.79)	0:36.01 [6] (0:11.62)	0:24.39 [6] (0:11.80)	0:36.01	-5
7	15 BUTCH'N'BUGS Tahlia Fenlon	10	66.8 1200m	0:10.96 1200m	1:23.39 [7] (0:14.27)	1:09.12 [13] (0:10.96)	0:58.16 [15] (0:11.32)	0:46.84 [15] (0:11.50)	0:35.34 [15] (0:11.49)	0:23.85 [15] (0:11.48)	0:35.34	+2
8	18 PENTITO Taylor Marshall	3	69.7 1200m	0:10.55 1200m	1:23.53 [8] (0:13.40)	1:10.13 [4] (0:10.55)	0:59.58 [4] (0:11.40)	0:48.18 [5] (0:11.82)	0:36.36 [5] (0:11.77)	0:24.59 [7] (0:11.86)	0:36.36	+1
9	10 THE ELANORA Ben Thompson	9	67.4 Overall	0:10.99 1200m	1:23.56 [9] (0:13.33)	1:10.23 [1] (0:10.99)	0:59.24 [8] (0:11.38)	0:47.86 [8] (0:11.80)	0:36.06 [9] (0:11.58)	0:24.48 [9] (0:11.72)	0:36.06	-4
10	14 THE DROVER Cejay Graham	12	70.3 1200m	0:10.34 1200m	1:23.73 [10] (0:13.39)	1:10.34 [3] (0:10.34)	1:00.00 [1] (0:10.95)	0:49.05 [1] (0:11.66)	0:37.39 [1] (0:12.00)	0:25.39 [1] (0:12.26)	0:37.39	-3

Scratched: Renouf (#12), Don't Stop (#16)

[] Ranking at each section and finish
 -:-:- No data available at this section
 NA No data available

SCN Saddle cloth number
 DNF Did not finish
 DNT Did not track



Sunshine Coast QLD Professional

Race 8: COASTLINE BMW SUNSHINE COAST CUP - LISTED - 1400m

27 January 2024 - 16:34



Track Rating: Good 4, Weather: Fine, Rail Position: +3m Entire

Section		Overall	1200m	1000m	800m	600m	400m	Last 600m				
Field Times		1:22.39 (0:13.33)	1:09.06 (0:10.40)	0:58.66 (0:10.95)	0:47.71 (0:11.66)	0:36.05 (0:12.00)	0:24.05 (0:11.99)	0:00.00				
Rank	TAB Horse/Jockey	Barrier	Top Speed [km/h]	Fastest Section	Distance Travelled [m]							
11	13 HOLLYWOOD NORTH Martin Harley	11	68.8 1200m	0:10.71 1200m	1:23.81 [11] (0:13.68)	1:10.13 [10] (0:10.71)	0:59.42 [9] (0:11.33)	0:48.09 [9] (0:11.79)	0:36.30 [10] (0:11.54)	0:24.76 [8] (0:11.66)	0:36.30	-4
12	17 TARA JASMINE Samantha Collett	6	69.5 1200m	0:10.68 1200m	1:24.02 [12] (0:14.27)	1:09.75 [14] (0:10.68)	0:59.07 [13] (0:11.24)	0:47.83 [13] (0:11.62)	0:36.21 [13] (0:11.63)	0:24.58 [14] (0:11.68)	0:36.21	-4
13	2 EF TROOP James Orman	8	Data was not able to be tracked for this horse		-:--:--	-:--:--	-:--:--	-:--:--	-:--:--	-:--:--	-:--:--	-----
14	11 TIGER LEGEND Jim Byrne	1	69.3 1200m	0:10.54 1200m	1:24.68 [14] (0:13.42)	1:11.26 [6] (0:10.54)	1:00.72 [5] (0:11.19)	0:49.53 [4] (0:11.83)	0:37.70 [4] (0:11.65)	0:26.05 [3] (0:12.03)	0:37.70	-6
15	9 CONSTANT FLIGHT Mark Du Plessis	13	69.9 1200m	0:10.43 1200m	1:24.78 [15] (0:13.35)	1:11.43 [2] (0:10.43)	1:01.00 [2] (0:11.08)	0:49.92 [3] (0:11.85)	0:38.07 [3] (0:11.98)	0:26.09 [4] (0:12.37)	0:38.07	-2
16	1 MASTER JAMIE Les Tilley	14	69.7 1200m	0:10.42 1200m	1:25.00 [16] (0:13.41)	1:11.59 [5] (0:10.42)	1:01.17 [3] (0:10.89)	0:50.28 [2] (0:11.74)	0:38.54 [2] (0:12.13)	0:26.41 [2] (0:12.32)	0:38.54	-2

Scratched: Renouf (#12), Don't Stop (#16)

[] Ranking at each section and finish
 -:--:-- No data available at this section
 NA No data available

SCN Saddle cloth number
 DNF Did not finish
 DNT Did not track



Sunshine Coast QLD Professional

Race 8: COASTLINE BMW SUNSHINE COAST CUP - LISTED - 1400m

27 January 2024 - 16:34



Track Rating: Good 4, Weather: Fine, Rail Position: +3m Entire

Section				200m				Last 600m	
Field Times				0:12.06 (0:12.06)				0:00.00	
Rank	TAB	Horse/Jockey	Barrier	Top Speed [km/h]	Fastest Section	Margin			Distance Travelled [m]
1	3	KINLOCH Andrew Mallyon	4	68.3 1200m	0:10.80 1200m	0:11.79 [3] (0:11.79)	1:22.39		0:34.78
2	6	ESSONNE Justin Huxtable	5	69.0 1200m	0:10.78 1200m	0:12.23 [1] (0:12.23)	0.8L		0:34.83 +3
3	7	JETTY Jake Bayliss	16	68.7 1200m	0:10.59 1200m	0:12.36 [2] (0:12.36)	2.6L		0:35.57 -2
4	8	WAPITI Nikita Beriman	18	68.9 1200m	0:10.79 1200m	0:12.26 [9] (0:12.26)	3.1L		0:35.07 +2
5	4	LEGAL ESPRIT Michael Cahill	15	67.8 Overall	0:10.79 1200m	0:12.59 [5] (0:12.59)	4.1L		0:35.72 +2
6	5	CHATTY LADY Kyle Wilson-Taylor	7	69.4 Overall	0:10.71 1200m	0:12.59 [6] (0:12.59)	4.3L		0:36.01 -5
7	15	BUTCH'N'BUGS Tahlia Fenlon	10	66.8 1200m	0:10.96 1200m	0:12.37 [13] (0:12.37)	5.1L		0:35.34 +2
8	18	PENTITO Taylor Marshall	3	69.7 1200m	0:10.55 1200m	0:12.73 [11] (0:12.73)	5.9L		0:36.36 +1
9	10	THE ELANORA Ben Thompson	9	67.4 Overall	0:10.99 1200m	0:12.76 [10] (0:12.76)	6L		0:36.06 -4
10	14	THE DROVER Cejay Graham	12	70.3 1200m	0:10.34 1200m	0:13.13 [4] (0:13.13)	7L		0:37.39 -3

Scratched: Renouf (#12), Don't Stop (#16)

[] Ranking at each section and finish
 -:-:- No data available at this section
 NA No data available

SCN Saddle cloth number
 DNF Did not finish
 DNT Did not track



Sunshine Coast QLD Professional

Race 8: COASTLINE BMW SUNSHINE COAST CUP - LISTED - 1400m

27 January 2024 - 16:34



Track Rating: Good 4, Weather: Fine, Rail Position: +3m Entire

Section				200m				Last 600m		
Field Times				0:12.06 (0:12.06)				0:00.00		
Rank	TAB	Horse/Jockey	Barrier	Top Speed [km/h]	Fastest Section	Margin	Margin		Distance Travelled [m]	
11	13	HOLLYWOOD NORTH Martin Harley	11	68.8 1200m	0:10.71 1200m	0:13.10 [8] (0:13.10)	7.4L		0:36.30	-4
12	17	TARA JASMINE Samantha Collett	6	69.5 1200m	0:10.68 1200m	0:12.90 [15] (0:12.90)	8.4L		0:36.21	-4
13	2	EF TROOP James Orman	8	Data was not able to be tracked for this horse		----	9.7L		----	----
14	11	TIGER LEGEND Jim Byrne	1	69.3 1200m	0:10.54 1200m	0:14.02 [7] (0:14.02)	12.2L		0:37.70	-6
15	9	CONSTANT FLIGHT Mark Du Plessis	13	69.9 1200m	0:10.43 1200m	0:13.72 [14] (0:13.72)	12.7L		0:38.07	-2
16	1	MASTER JAMIE Les Tilley	14	69.7 1200m	0:10.42 1200m	0:14.09 [12] (0:14.09)	14L		0:38.54	-2

Scratched: Renouf (#12), Don't Stop (#16)

[] Ranking at each section and finish
 ---- No data available at this section
 NA No data available

SCN Saddle cloth number
 DNF Did not finish
 DNT Did not track



Horse/Jockey Name	Kinloch
Final Rank	1
Fastest Section Time (Section)	0:10.80 (1200m)
Top Speed [km/h] (Section)	68.3 (1200m)
Race State	Finished



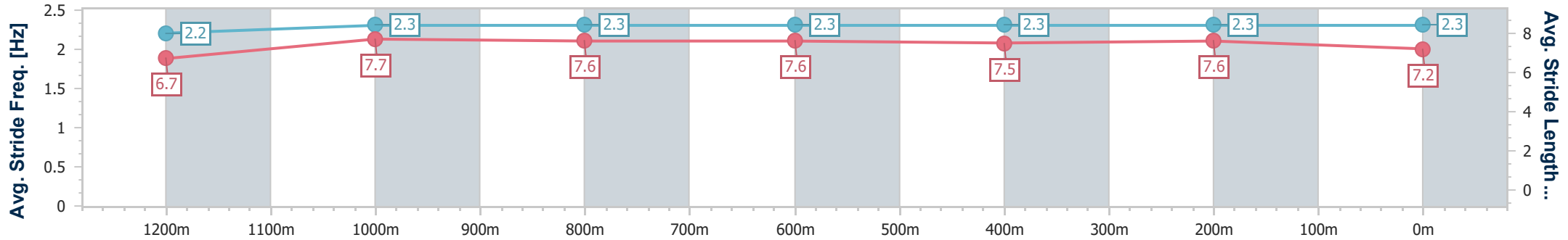
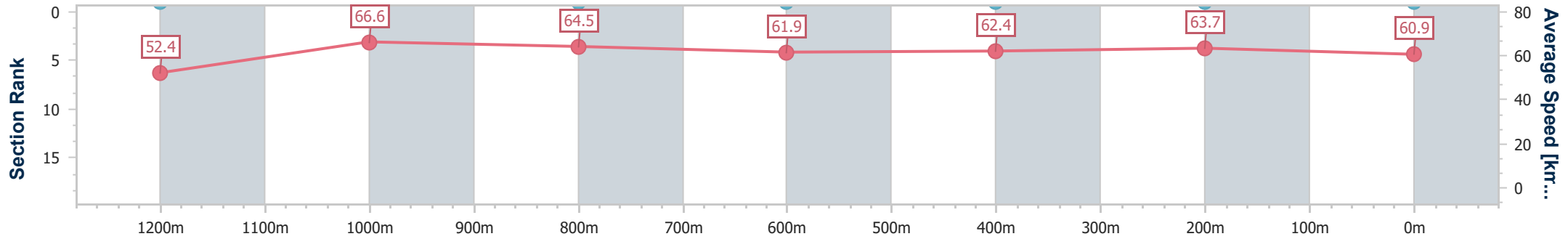
Sunshine Coast QLD Professional
Race 8: COASTLINE BMW SUNSHINE COAST CUP - LISTED - 1400m



27 January 2024 - 16:34

Track Rating: Good 4, Weather: Fine, Rail Position: +3m Entire

Section	Overall	1200m	1000m	800m	600m	400m	200m
Section Times	1:22.39 [1] (0:13.77)	1:08.62 [11] (0:10.80)	0:57.82 [11] (0:11.25)	0:46.57 [11] (0:11.79)	0:34.78 [11] (0:11.63)	0:23.15 [12] (0:11.36)	0:11.79 [3] (0:11.79)
Average Speed [km/h]	52.4	66.6	64.5	61.9	62.4	63.7	60.9
Top Speed [km/h]	67.3	68.3	66.2	62.7	63.3	64.7	63.5
Avg. Dist. to Rail [m]	5.6	4.5	2.9	2.0	2.1	7.8	10.0
Avg. Stride Freq. [Hz]	2.2	2.3	2.3	2.3	2.3	2.3	2.3
Avg. Stride Length [m]	6.7	7.7	7.6	7.6	7.5	7.6	7.2



- [] Ranking at each section and finish
- .-.- No data available at this section
- NA No data available



Horse/Jockey Name	Essonne
Final Rank	2
Fastest Section Time (Section)	0:10.78 (1200m)
Top Speed [km/h] (Section)	69.0 (1200m)
Race State	Finished



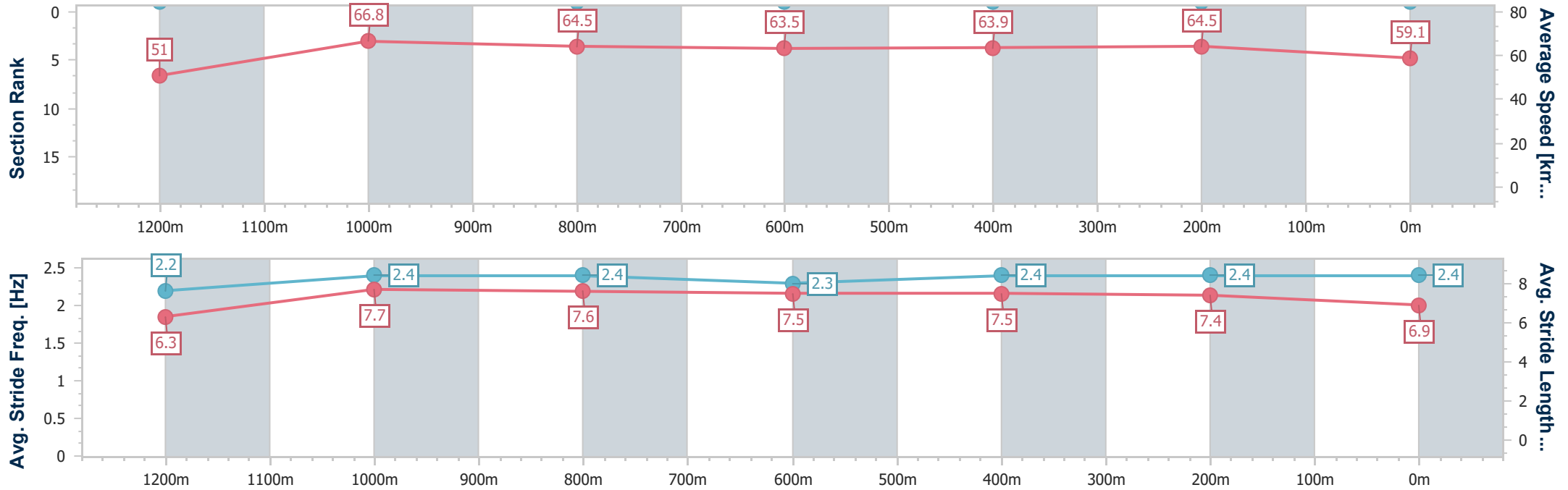
Sunshine Coast QLD Professional
Race 8: COASTLINE BMW SUNSHINE COAST CUP - LISTED - 1400m



27 January 2024 - 16:34

Track Rating: Good 4, Weather: Fine, Rail Position: +3m Entire

Section	Overall	1200m	1000m	800m	600m	400m	200m
Section Times	1:22.56 [2] (0:14.07)	1:08.49 [12] (0:10.78)	0:57.71 [12] (0:11.32)	0:46.39 [12] (0:11.56)	0:34.83 [12] (0:11.45)	0:23.38 [11] (0:11.15)	0:12.23 [1] (0:12.23)
Average Speed [km/h]	51.0	66.8	64.5	63.5	63.9	64.5	59.1
Top Speed [km/h]	65.7	69.0	65.7	64.8	65.1	65.6	62.5
Avg. Dist. to Rail [m]	6.5	5.8	5.2	3.1	3.0	7.7	6.7
Avg. Stride Freq. [Hz]	2.2	2.4	2.4	2.3	2.4	2.4	2.4
Avg. Stride Length [m]	6.3	7.7	7.6	7.5	7.5	7.4	6.9



- [] Ranking at each section and finish
- .-.- No data available at this section
- NA No data available



Horse/Jockey Name	Jetty
Final Rank	3
Fastest Section Time (Section)	0:10.59 (1200m)
Top Speed [km/h] (Section)	68.7 (1200m)
Race State	Finished



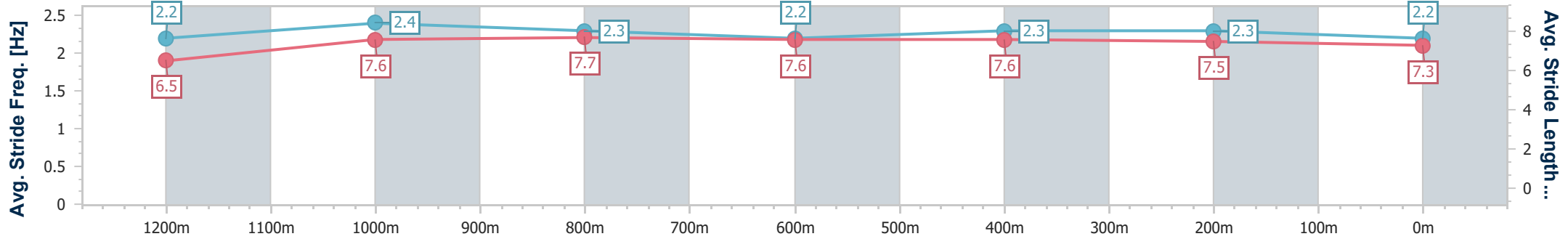
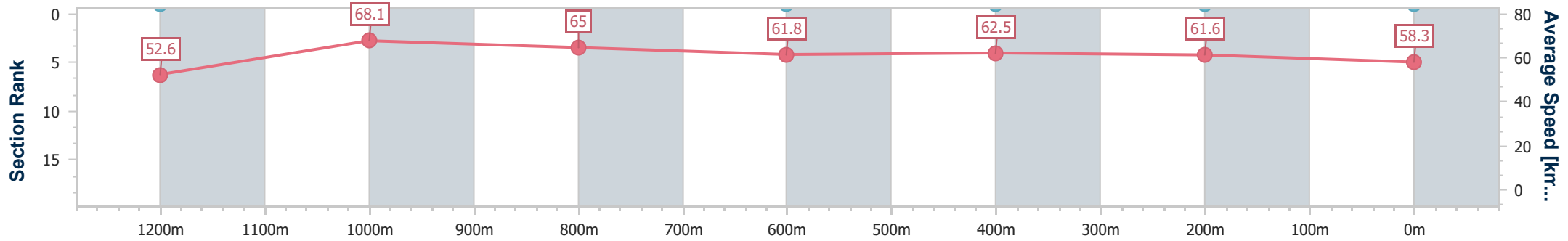
Sunshine Coast QLD Professional
Race 8: COASTLINE BMW SUNSHINE COAST CUP - LISTED - 1400m



27 January 2024 - 16:34

Track Rating: Good 4, Weather: Fine, Rail Position: +3m Entire

Section	Overall	1200m	1000m	800m	600m	400m	200m
Section Times	1:22.86 [3] (0:13.64)	1:09.22 [9] (0:10.59)	0:58.63 [7] (0:11.22)	0:47.41 [7] (0:11.84)	0:35.57 [7] (0:11.54)	0:24.03 [5] (0:11.67)	0:12.36 [2] (0:12.36)
Average Speed [km/h]	52.6	68.1	65.0	61.8	62.5	61.6	58.3
Top Speed [km/h]	68.1	68.7	67.6	62.9	63.1	63.0	60.1
Avg. Dist. to Rail [m]	17.0	11.3	4.6	2.5	0.4	3.3	5.2
Avg. Stride Freq. [Hz]	2.2	2.4	2.3	2.2	2.3	2.3	2.2
Avg. Stride Length [m]	6.5	7.6	7.7	7.6	7.6	7.5	7.3



- [] Ranking at each section and finish
- .-.- No data available at this section
- NA No data available



Horse/Jockey Name	Wapiti
Final Rank	4
Fastest Section Time (Section)	0:10.79 (1200m)
Top Speed [km/h] (Section)	68.9 (1200m)
Race State	Finished



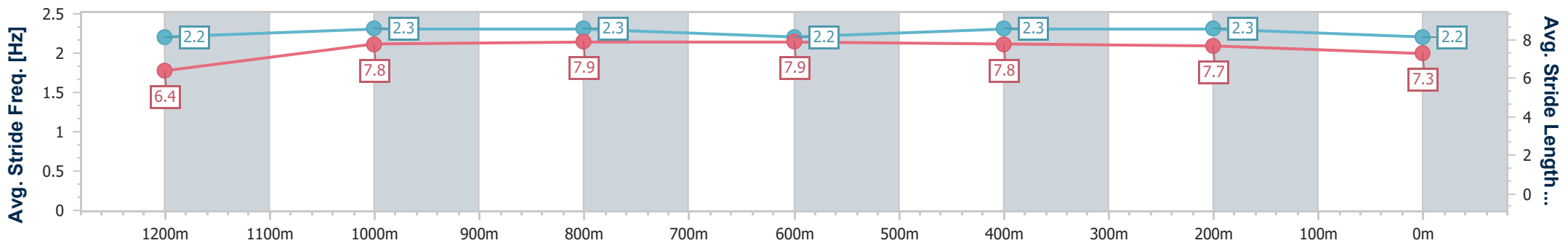
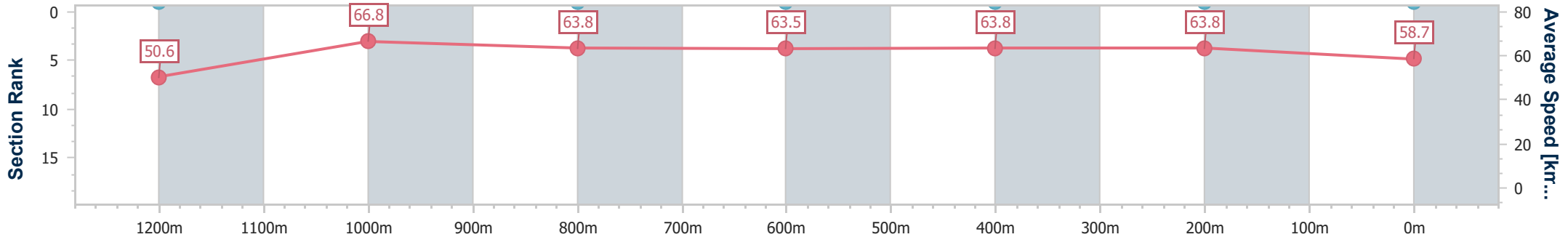
Sunshine Coast QLD Professional
Race 8: COASTLINE BMW SUNSHINE COAST CUP - LISTED - 1400m



27 January 2024 - 16:34

Track Rating: Good 4, Weather: Fine, Rail Position: +3m Entire

Section	Overall	1200m	1000m	800m	600m	400m	200m
Section Times	1:22.98 [4] (0:14.28)	1:08.70 [15] (0:10.79)	0:57.91 [14] (0:11.33)	0:46.58 [14] (0:11.51)	0:35.07 [14] (0:11.49)	0:23.58 [13] (0:11.32)	0:12.26 [9] (0:12.26)
Average Speed [km/h]	50.6	66.8	63.8	63.5	63.8	63.8	58.7
Top Speed [km/h]	67.1	68.9	65.3	63.9	64.5	65.1	61.8
Avg. Dist. to Rail [m]	13.3	5.1	2.8	1.7	3.7	10.6	11.6
Avg. Stride Freq. [Hz]	2.2	2.3	2.3	2.2	2.3	2.3	2.2
Avg. Stride Length [m]	6.4	7.8	7.9	7.9	7.8	7.7	7.3



- [] Ranking at each section and finish
- .-.- No data available at this section
- NA No data available



Horse/Jockey Name	Legal Esprit
Final Rank	5
Fastest Section Time (Section)	0:10.79 (1200m)
Top Speed [km/h] (Section)	67.8 (Overall)
Race State	Finished



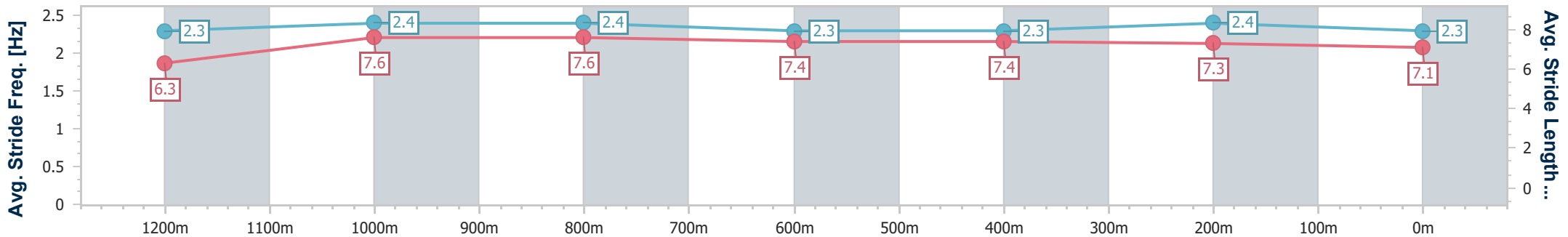
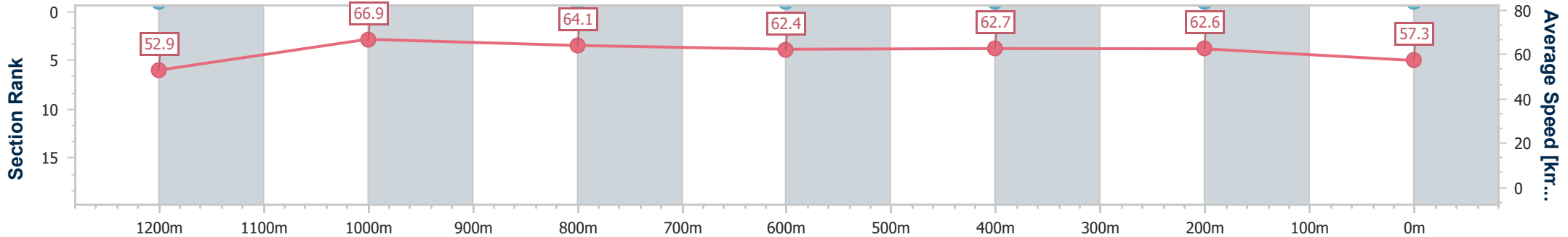
Sunshine Coast QLD Professional
Race 8: COASTLINE BMW SUNSHINE COAST CUP - LISTED - 1400m



27 January 2024 - 16:34

Track Rating: Good 4, Weather: Fine, Rail Position: +3m Entire

Section	Overall	1200m	1000m	800m	600m	400m	200m
Section Times	1:23.19 [5] (0:13.60)	1:09.59 [8] (0:10.79)	0:58.80 [9] (0:11.38)	0:47.42 [10] (0:11.70)	0:35.72 [8] (0:11.65)	0:24.07 [10] (0:11.48)	0:12.59 [5] (0:12.59)
Average Speed [km/h]	52.9	66.9	64.1	62.4	62.7	62.6	57.3
Top Speed [km/h]	67.8	67.8	65.6	63.7	63.3	64.0	59.0
Avg. Dist. to Rail [m]	15.5	7.9	4.1	2.3	2.5	7.3	9.1
Avg. Stride Freq. [Hz]	2.3	2.4	2.4	2.3	2.3	2.4	2.3
Avg. Stride Length [m]	6.3	7.6	7.6	7.4	7.4	7.3	7.1



- [] Ranking at each section and finish
- .-.- No data available at this section
- NA No data available



Horse/Jockey Name	Chatty Lady
Final Rank	6
Fastest Section Time (Section)	0:10.71 (1200m)
Top Speed [km/h] (Section)	69.4 (Overall)
Race State	Finished



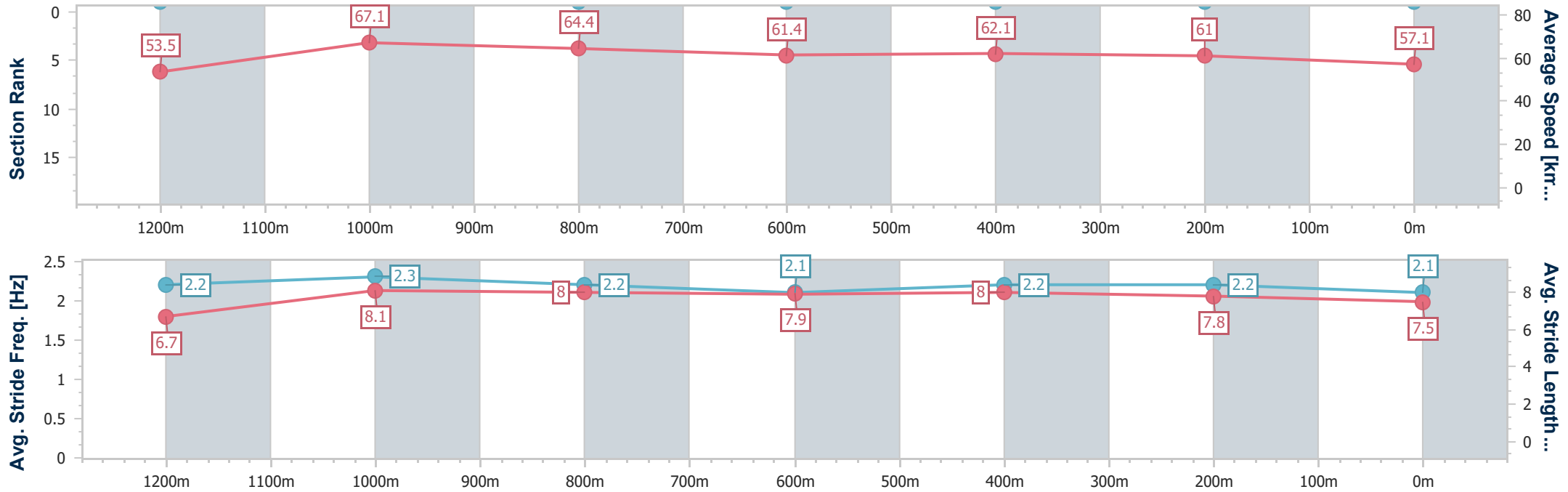
Sunshine Coast QLD Professional
Race 8: COASTLINE BMW SUNSHINE COAST CUP - LISTED - 1400m



27 January 2024 - 16:34

Track Rating: Good 4, Weather: Fine, Rail Position: +3m Entire

Section	Overall	1200m	1000m	800m	600m	400m	200m
Section Times	1:23.23 [6] (0:13.47)	1:09.76 [7] (0:10.71)	0:59.05 [6] (0:11.25)	0:47.80 [6] (0:11.79)	0:36.01 [6] (0:11.62)	0:24.39 [6] (0:11.80)	0:12.59 [6] (0:12.59)
Average Speed [km/h]	53.5	67.1	64.4	61.4	62.1	61.0	57.1
Top Speed [km/h]	69.4	69.3	67.0	62.2	62.7	61.7	58.8
Avg. Dist. to Rail [m]	7.0	4.6	2.3	1.0	0.2	1.2	4.5
Avg. Stride Freq. [Hz]	2.2	2.3	2.2	2.1	2.2	2.2	2.1
Avg. Stride Length [m]	6.7	8.1	8.0	7.9	8.0	7.8	7.5



- [] Ranking at each section and finish
- .-.- No data available at this section
- NA No data available



Horse/Jockey Name	Butch'n'bugs
Final Rank	7
Fastest Section Time (Section)	0:10.96 (1200m)
Top Speed [km/h] (Section)	66.8 (1200m)
Race State	Finished



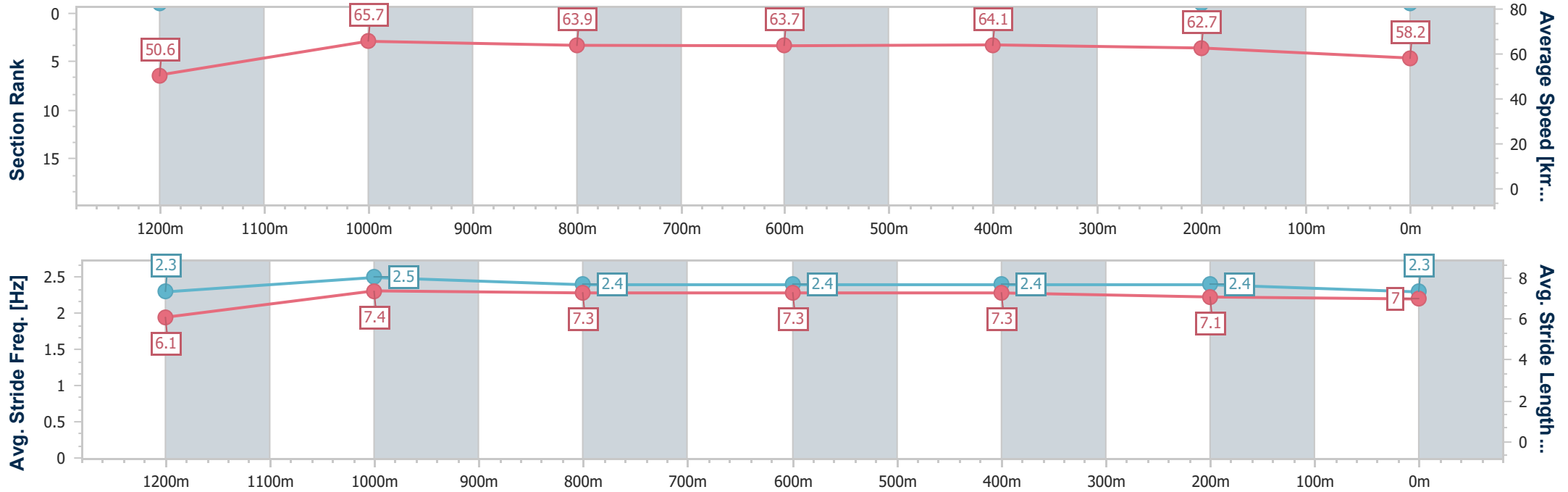
Sunshine Coast QLD Professional
Race 8: COASTLINE BMW SUNSHINE COAST CUP - LISTED - 1400m



27 January 2024 - 16:34

Track Rating: Good 4, Weather: Fine, Rail Position: +3m Entire

Section	Overall	1200m	1000m	800m	600m	400m	200m
Section Times	1:23.39 [7] (0:14.27)	1:09.12 [13] (0:10.96)	0:58.16 [15] (0:11.32)	0:46.84 [15] (0:11.50)	0:35.34 [15] (0:11.49)	0:23.85 [15] (0:11.48)	0:12.37 [13] (0:12.37)
Average Speed [km/h]	50.6	65.7	63.9	63.7	64.1	62.7	58.2
Top Speed [km/h]	65.3	66.8	64.6	64.2	65.0	63.9	60.4
Avg. Dist. to Rail [m]	8.3	3.9	2.0	2.8	3.8	8.9	11.0
Avg. Stride Freq. [Hz]	2.3	2.5	2.4	2.4	2.4	2.4	2.3
Avg. Stride Length [m]	6.1	7.4	7.3	7.3	7.3	7.1	7.0



- [] Ranking at each section and finish
- .-.- No data available at this section
- NA No data available



Horse/Jockey Name	Pentito
Final Rank	8
Fastest Section Time (Section)	0:10.55 (1200m)
Top Speed [km/h] (Section)	69.7 (1200m)
Race State	Finished



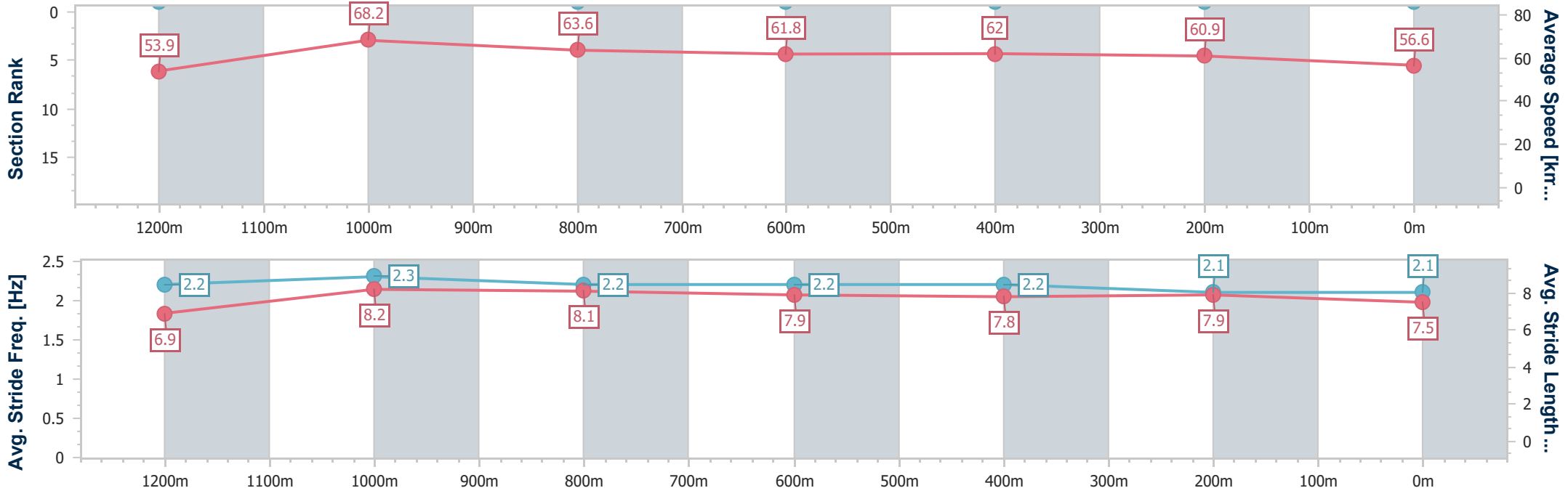
Sunshine Coast QLD Professional
Race 8: COASTLINE BMW SUNSHINE COAST CUP - LISTED - 1400m



27 January 2024 - 16:34

Track Rating: Good 4, Weather: Fine, Rail Position: +3m Entire

Section	Overall	1200m	1000m	800m	600m	400m	200m
Section Times	1:23.53 [8] (0:13.40)	1:10.13 [4] (0:10.55)	0:59.58 [4] (0:11.40)	0:48.18 [5] (0:11.82)	0:36.36 [5] (0:11.77)	0:24.59 [7] (0:11.86)	0:12.73 [11] (0:12.73)
Average Speed [km/h]	53.9	68.2	63.6	61.8	62.0	60.9	56.6
Top Speed [km/h]	69.6	69.7	65.7	62.7	63.1	61.5	58.4
Avg. Dist. to Rail [m]	4.4	3.9	3.0	2.7	2.5	6.0	8.7
Avg. Stride Freq. [Hz]	2.2	2.3	2.2	2.2	2.2	2.1	2.1
Avg. Stride Length [m]	6.9	8.2	8.1	7.9	7.8	7.9	7.5



- [] Ranking at each section and finish
- .-.- No data available at this section
- NA No data available



Horse/Jockey Name	The Elanora
Final Rank	9
Fastest Section Time (Section)	0:10.99 (1200m)
Top Speed [km/h] (Section)	67.4 (Overall)
Race State	Finished



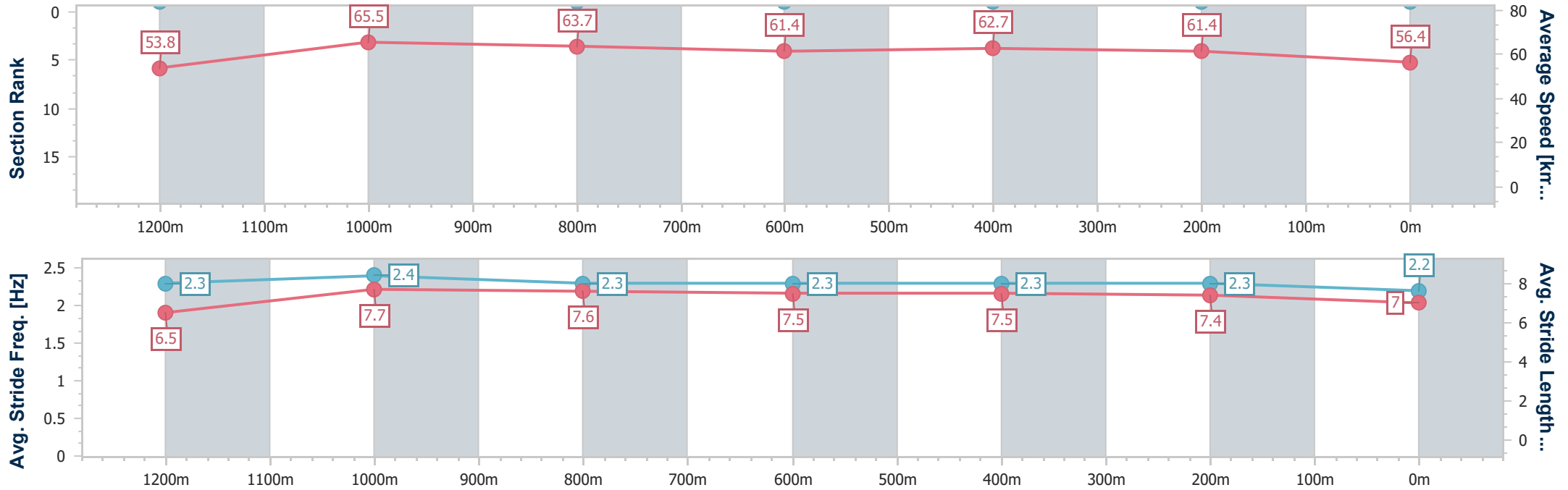
Sunshine Coast QLD Professional
Race 8: COASTLINE BMW SUNSHINE COAST CUP - LISTED - 1400m



27 January 2024 - 16:34

Track Rating: Good 4, Weather: Fine, Rail Position: +3m Entire

Section	Overall	1200m	1000m	800m	600m	400m	200m
Section Times	1:23.56 [9] (0:13.33)	1:10.23 [1] (0:10.99)	0:59.24 [8] (0:11.38)	0:47.86 [8] (0:11.80)	0:36.06 [9] (0:11.58)	0:24.48 [9] (0:11.72)	0:12.76 [10] (0:12.76)
Average Speed [km/h]	53.8	65.5	63.7	61.4	62.7	61.4	56.4
Top Speed [km/h]	67.4	66.7	65.9	62.0	63.9	63.7	59.4
Avg. Dist. to Rail [m]	9.6	6.3	3.0	0.9	1.1	5.9	9.9
Avg. Stride Freq. [Hz]	2.3	2.4	2.3	2.3	2.3	2.3	2.2
Avg. Stride Length [m]	6.5	7.7	7.6	7.5	7.5	7.4	7.0



- [] Ranking at each section and finish
- .-.- No data available at this section
- NA No data available



Horse/Jockey Name	The Drover
Final Rank	10
Fastest Section Time (Section)	0:10.34 (1200m)
Top Speed [km/h] (Section)	70.3 (1200m)
Race State	Finished



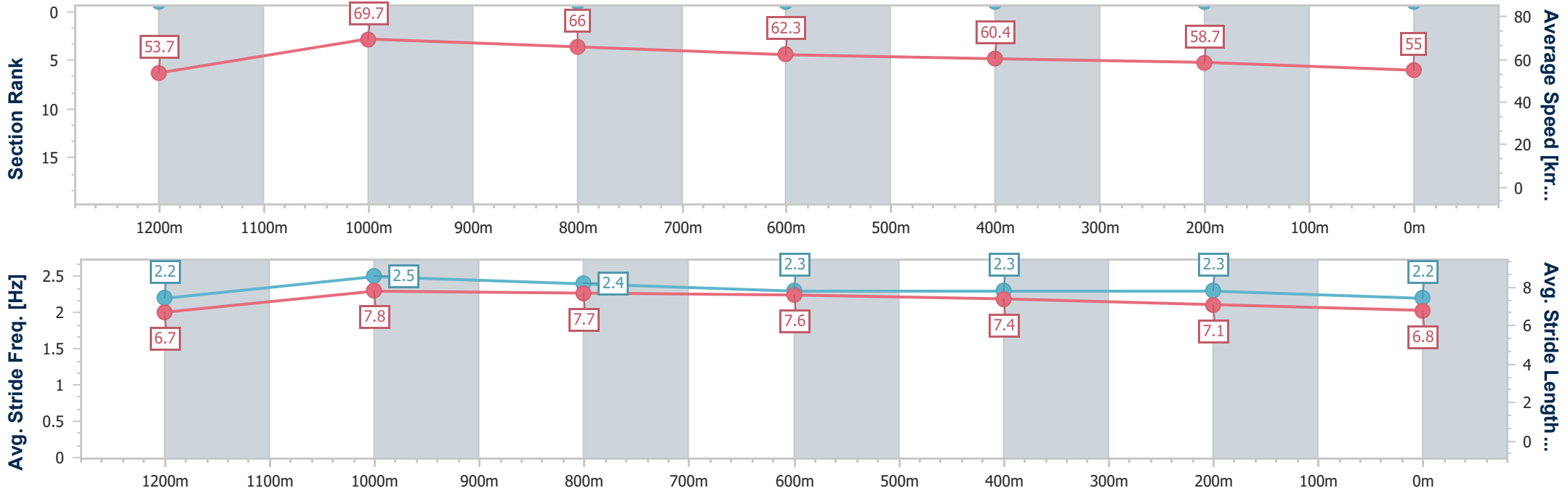
Sunshine Coast QLD Professional
Race 8: COASTLINE BMW SUNSHINE COAST CUP - LISTED - 1400m



27 January 2024 - 16:34

Track Rating: Good 4, Weather: Fine, Rail Position: +3m Entire

Section	Overall	1200m	1000m	800m	600m	400m	200m
Section Times	1:23.73 [10] (0:13.39)	1:10.34 [3] (0:10.34)	1:00.00 [1] (0:10.95)	0:49.05 [1] (0:11.66)	0:37.39 [1] (0:12.00)	0:25.39 [1] (0:12.26)	0:13.13 [4] (0:13.13)
Average Speed [km/h]	53.7	69.7	66.0	62.3	60.4	58.7	55.0
Top Speed [km/h]	69.8	70.3	69.1	64.0	61.3	60.5	56.9
Avg. Dist. to Rail [m]	12.1	7.3	1.8	1.7	1.1	3.7	6.7
Avg. Stride Freq. [Hz]	2.2	2.5	2.4	2.3	2.3	2.3	2.2
Avg. Stride Length [m]	6.7	7.8	7.7	7.6	7.4	7.1	6.8



- [] Ranking at each section and finish
- .-.- No data available at this section
- NA No data available



Horse/Jockey Name	Hollywood North
Final Rank	11
Fastest Section Time (Section)	0:10.71 (1200m)
Top Speed [km/h] (Section)	68.8 (1200m)
Race State	Finished



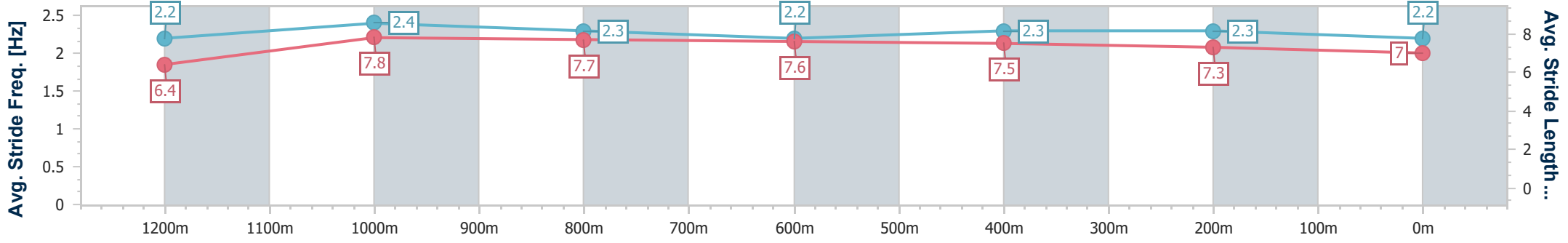
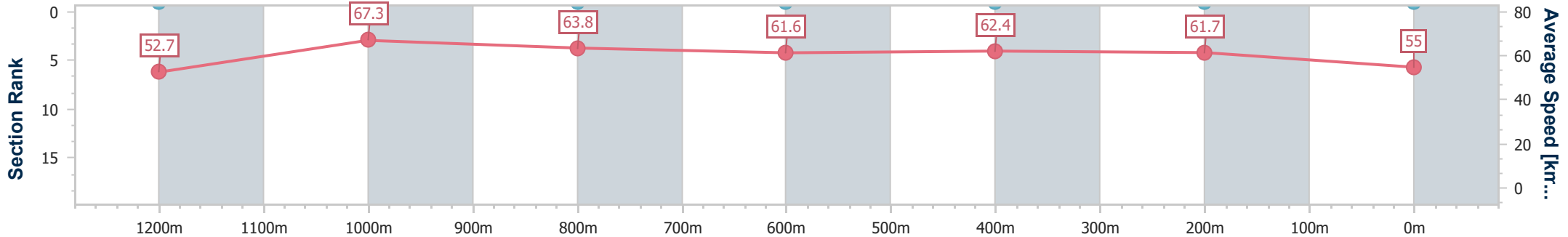
Sunshine Coast QLD Professional
Race 8: COASTLINE BMW SUNSHINE COAST CUP - LISTED - 1400m



27 January 2024 - 16:34

Track Rating: Good 4, Weather: Fine, Rail Position: +3m Entire

Section	Overall	1200m	1000m	800m	600m	400m	200m
Section Times	1:23.81 [11] (0:13.68)	1:10.13 [10] (0:10.71)	0:59.42 [9] (0:11.33)	0:48.09 [9] (0:11.79)	0:36.30 [10] (0:11.54)	0:24.76 [8] (0:11.66)	0:13.10 [8] (0:13.10)
Average Speed [km/h]	52.7	67.3	63.8	61.6	62.4	61.7	55.0
Top Speed [km/h]	68.7	68.8	66.5	62.4	63.4	63.7	57.5
Avg. Dist. to Rail [m]	10.7	4.8	2.2	1.2	0.3	2.4	3.9
Avg. Stride Freq. [Hz]	2.2	2.4	2.3	2.2	2.3	2.3	2.2
Avg. Stride Length [m]	6.4	7.8	7.7	7.6	7.5	7.3	7.0



- [] Ranking at each section and finish
- .-.- No data available at this section
- NA No data available



Horse/Jockey Name	Tara Jasmine
Final Rank	12
Fastest Section Time (Section)	0:10.68 (1200m)
Top Speed [km/h] (Section)	69.5 (1200m)
Race State	Finished



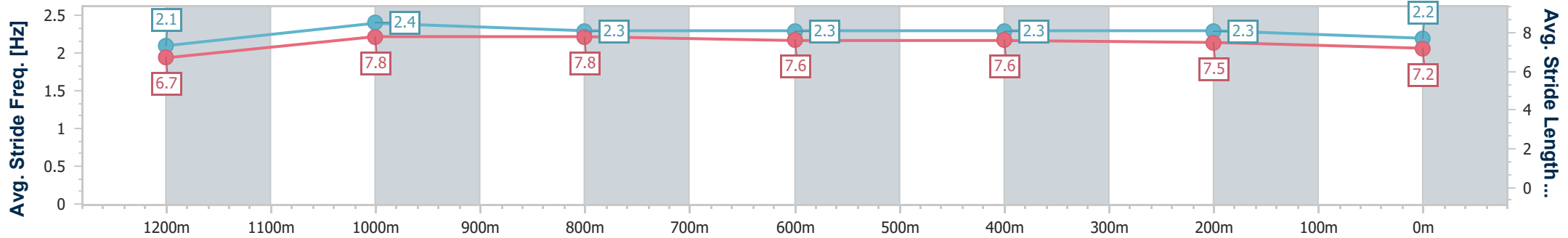
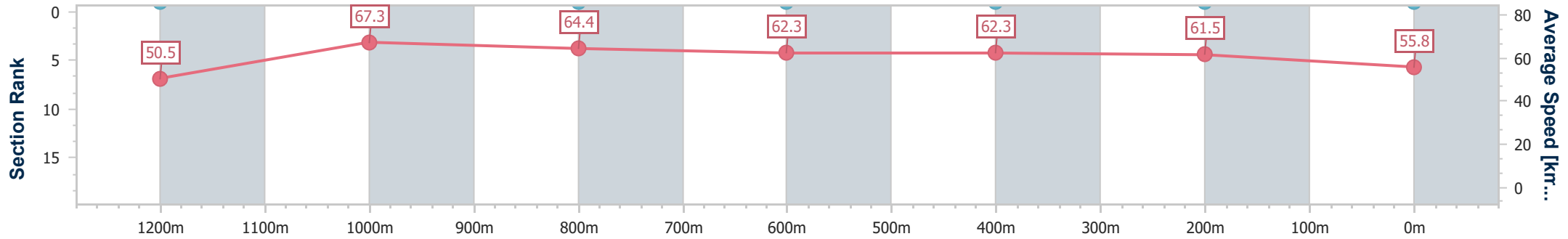
Sunshine Coast QLD Professional
Race 8: COASTLINE BMW SUNSHINE COAST CUP - LISTED - 1400m



27 January 2024 - 16:34

Track Rating: Good 4, Weather: Fine, Rail Position: +3m Entire

Section	Overall	1200m	1000m	800m	600m	400m	200m
Section Times	1:24.02 [12] (0:14.27)	1:09.75 [14] (0:10.68)	0:59.07 [13] (0:11.24)	0:47.83 [13] (0:11.62)	0:36.21 [13] (0:11.63)	0:24.58 [14] (0:11.68)	0:12.90 [15] (0:12.90)
Average Speed [km/h]	50.5	67.3	64.4	62.3	62.3	61.5	55.8
Top Speed [km/h]	66.5	69.5	66.2	63.2	62.7	63.1	59.5
Avg. Dist. to Rail [m]	5.6	3.7	2.1	0.9	0.8	5.9	10.3
Avg. Stride Freq. [Hz]	2.1	2.4	2.3	2.3	2.3	2.3	2.2
Avg. Stride Length [m]	6.7	7.8	7.8	7.6	7.6	7.5	7.2



- [] Ranking at each section and finish
- .-.- No data available at this section
- NA No data available



Horse/Jockey Name	Tiger Legend
Final Rank	14
Fastest Section Time (Section)	0:10.54 (1200m)
Top Speed [km/h] (Section)	69.3 (1200m)
Race State	Finished



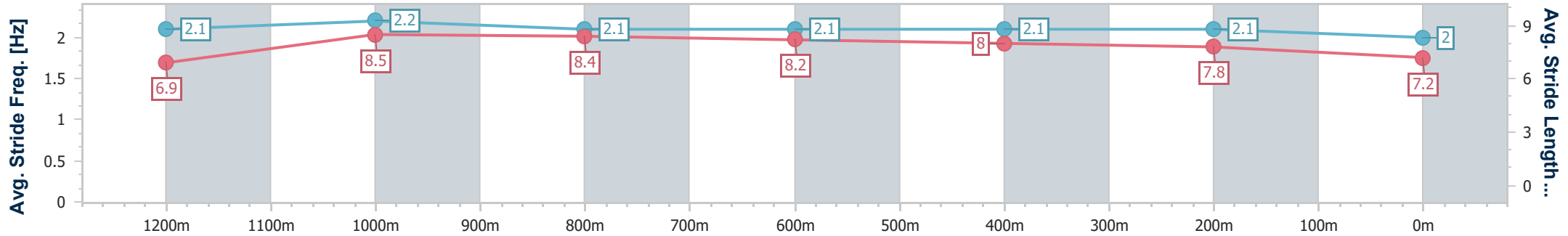
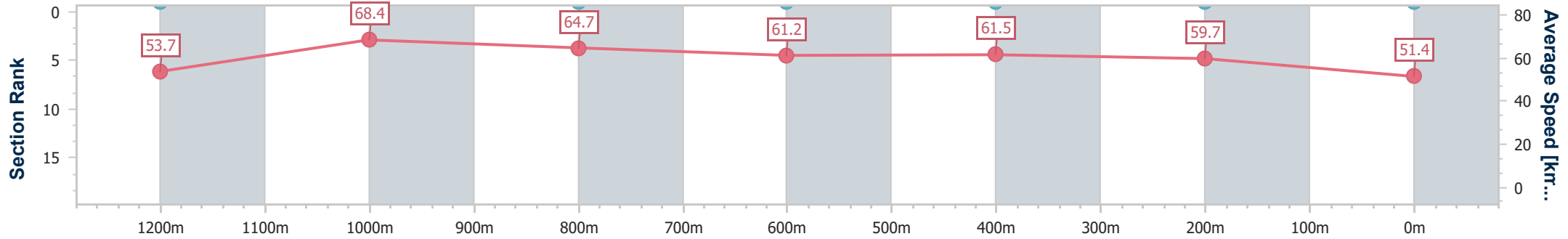
Sunshine Coast QLD Professional
Race 8: COASTLINE BMW SUNSHINE COAST CUP - LISTED - 1400m



27 January 2024 - 16:34

Track Rating: Good 4, Weather: Fine, Rail Position: +3m Entire

Section	Overall	1200m	1000m	800m	600m	400m	200m
Section Times	1:24.68 [14] (0:13.42)	1:11.26 [6] (0:10.54)	1:00.72 [5] (0:11.19)	0:49.53 [4] (0:11.83)	0:37.70 [4] (0:11.65)	0:26.05 [3] (0:12.03)	0:14.02 [7] (0:14.02)
Average Speed [km/h]	53.7	68.4	64.7	61.2	61.5	59.7	51.4
Top Speed [km/h]	68.8	69.3	68.2	62.1	62.6	61.1	57.3
Avg. Dist. to Rail [m]	3.4	3.3	2.4	0.9	0.8	3.0	6.3
Avg. Stride Freq. [Hz]	2.1	2.2	2.1	2.1	2.1	2.1	2.0
Avg. Stride Length [m]	6.9	8.5	8.4	8.2	8.0	7.8	7.2



- [] Ranking at each section and finish
- .-.- No data available at this section
- NA No data available



Horse/Jockey Name	Constant Flight
Final Rank	15
Fastest Section Time (Section)	0:10.43 (1200m)
Top Speed [km/h] (Section)	69.9 (1200m)
Race State	Finished



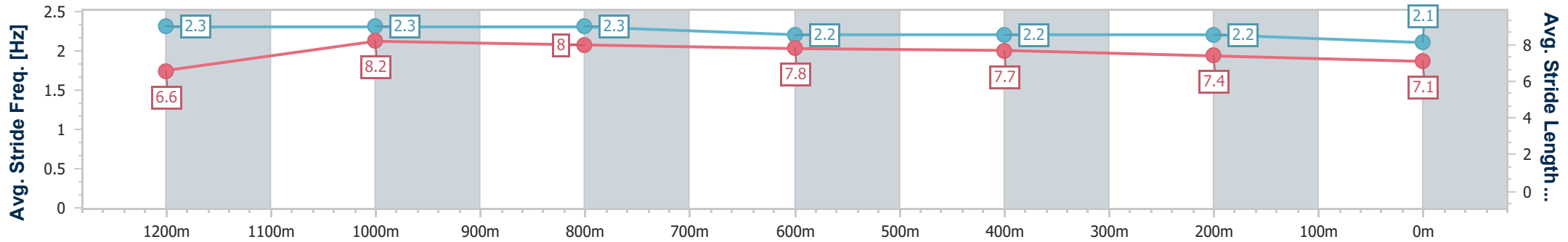
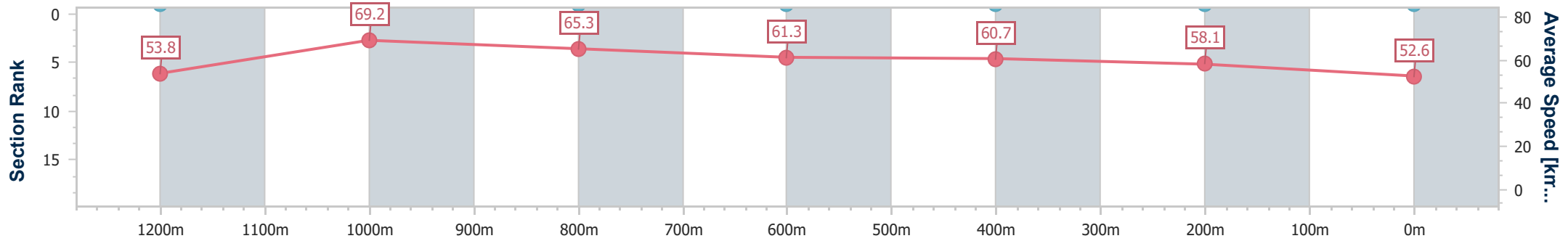
Sunshine Coast QLD Professional
Race 8: COASTLINE BMW SUNSHINE COAST CUP - LISTED - 1400m



27 January 2024 - 16:34

Track Rating: Good 4, Weather: Fine, Rail Position: +3m Entire

Section	Overall	1200m	1000m	800m	600m	400m	200m
Section Times	1:24.78 [15] (0:13.35)	1:11.43 [2] (0:10.43)	1:01.00 [2] (0:11.08)	0:49.92 [3] (0:11.85)	0:38.07 [3] (0:11.98)	0:26.09 [4] (0:12.37)	0:13.72 [14] (0:13.72)
Average Speed [km/h]	53.8	69.2	65.3	61.3	60.7	58.1	52.6
Top Speed [km/h]	68.7	69.9	68.8	62.6	61.2	60.5	55.8
Avg. Dist. to Rail [m]	12.9	8.4	2.7	1.6	1.5	4.9	5.9
Avg. Stride Freq. [Hz]	2.3	2.3	2.3	2.2	2.2	2.2	2.1
Avg. Stride Length [m]	6.6	8.2	8.0	7.8	7.7	7.4	7.1



- [] Ranking at each section and finish
- .-.- No data available at this section
- NA No data available



Horse/Jockey Name	Master Jamie
Final Rank	16
Fastest Section Time (Section)	0:10.42 (1200m)
Top Speed [km/h] (Section)	69.7 (1200m)
Race State	Finished



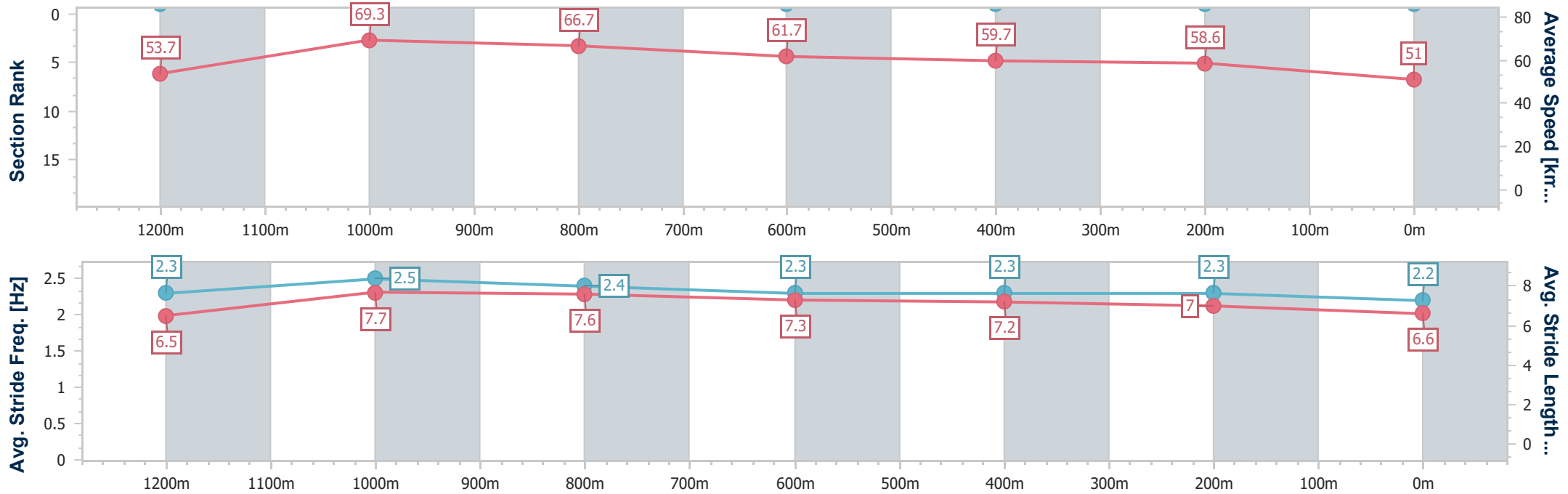
Sunshine Coast QLD Professional
Race 8: COASTLINE BMW SUNSHINE COAST CUP - LISTED - 1400m



27 January 2024 - 16:34

Track Rating: Good 4, Weather: Fine, Rail Position: +3m Entire

Section	Overall	1200m	1000m	800m	600m	400m	200m
Section Times	1:25.00 [16] (0:13.41)	1:11.59 [5] (0:10.42)	1:01.17 [3] (0:10.89)	0:50.28 [2] (0:11.74)	0:38.54 [2] (0:12.13)	0:26.41 [2] (0:12.32)	0:14.09 [12] (0:14.09)
Average Speed [km/h]	53.7	69.3	66.7	61.7	59.7	58.6	51.0
Top Speed [km/h]	69.5	69.7	69.1	63.7	60.9	60.1	55.6
Avg. Dist. to Rail [m]	14.5	10.9	4.9	1.7	1.0	4.1	4.5
Avg. Stride Freq. [Hz]	2.3	2.5	2.4	2.3	2.3	2.3	2.2
Avg. Stride Length [m]	6.5	7.7	7.6	7.3	7.2	7.0	6.6



- [] Ranking at each section and finish
- .-.- No data available at this section
- NA No data available



Horse/Jockey Name	Ef Troop
Final Rank	13
Fastest Section Time (Section)	-:--:--
Top Speed [km/h] (Section)	--.-
Race State	DidNotTrack



Sunshine Coast QLD Professional
 Race 8: COASTLINE BMW SUNSHINE COAST CUP - LISTED - 1400m



27 January 2024 - 16:34

Track Rating: Good 4, Weather: Fine, Rail Position: +3m Entire

Section	Overall	1200m	1000m	800m	600m	400m	200m						
Section Times	-:--:--	-:--:--	-:--:--	-:--:--	-:--:--	-:--:--	-:--:--						
Average Speed [km/h]	--.-	--.-	--.-	--.-	--.-	--.-	--.-						
Top Speed [km/h]	--.-	--.-	--.-	--.-	--.-	--.-	--.-						
Avg. Dist. to Rail [m]	--	--	--	--	--	--	--						
Avg. Stride Freq. [Hz]	--.-	--.-	--.-	--.-	--.-	--.-	--.-						
Avg. Stride Length [m]	--.-	--.-	--.-	--.-	--.-	--.-	--.-						

- [] Ranking at each section and finish
- :--:-- No data available at this section
- NA No data available