



Townsville QLD Professional

Race 2: THANK YOU QPS QTIS Three-Year-Old Handicap - 1200m

01 February 2024 - 13:12



Track Rating: Soft 6, Weather: Fine, Rail Position: +3.5m 1000m/W.P True Rem

Section		Overall	1000m	800m	600m	400m	200m	Last 600m					
Field Times		1:10.07 (0:13.90)	0:56.17 (0:10.86)	0:45.31 (0:10.97)	0:34.34 (0:11.09)	0:23.25 (0:11.45)	0:11.80 (0:11.80)	0:34.34					
Rank	TAB Horse/Jockey	Barrier	Top Speed [km/h]	Fastest Section	Margin								Distance Travelled [m]
1	5 VIENNAWAITSFORYOU Justin Stanley	1	68.6 1000m	0:10.88 1000m	1:10.07 [1] (0:14.08)	0:55.99 [3] (0:10.88)	0:45.11 [3] (0:10.97)	0:34.14 [2] (0:11.06)	0:23.08 [2] (0:11.28)	0:11.80 [1] (0:11.80)	1:10.07	0:34.14	
2	6 WEMYSS Nathan Thomas	2	70.2 1000m	0:10.72 1000m	1:10.10 [2] (0:14.48)	0:55.62 [6] (0:10.72)	0:44.90 [5] (0:11.18)	0:33.72 [7] (0:11.30)	0:22.42 [8] (0:10.98)	0:11.44 [5] (0:11.44)	0.1L	0:33.72	+5
3	3 HARCH ROAD Brooke Johnson	7	68.5 Overall	0:10.89 1000m	1:10.26 [3] (0:14.01)	0:56.25 [2] (0:10.89)	0:45.36 [2] (0:11.05)	0:34.31 [3] (0:11.09)	0:23.22 [3] (0:11.34)	0:11.88 [3] (0:11.88)	0.9L	0:34.31	+3
4	8 PUSS BOOTS Jason Taylor	3	68.7 1000m	0:10.87 800m	1:10.56 [4] (0:14.53)	0:56.03 [7] (0:10.97)	0:45.06 [7] (0:10.87)	0:34.19 [6] (0:11.06)	0:23.13 [6] (0:11.17)	0:11.96 [4] (0:11.96)	2.4L	0:34.19	+2
5	2 FLORAL CODE Isabella Teh	8	69.4 Overall	0:10.86 1000m	1:10.85 [5] (0:13.90)	0:56.95 [1] (0:10.86)	0:46.09 [1] (0:10.97)	0:35.12 [1] (0:11.09)	0:24.03 [1] (0:11.49)	0:12.54 [2] (0:12.54)	3.9L	0:35.12	+2
6	4 DECRYPTING GOLD Denicious Smith	5	69.0 1000m	0:10.96 1000m	1:11.26 [6] (0:14.34)	0:56.92 [5] (0:10.96)	0:45.96 [6] (0:11.01)	0:34.95 [5] (0:11.11)	0:23.84 [5] (0:11.39)	0:12.45 [7] (0:12.45)	6.2L	0:34.95	+6
7	1 ANSWERING Scott Sheargold	6	68.8 1000m	0:10.98 1000m	1:11.46 [7] (0:14.14)	0:57.32 [4] (0:10.98)	0:46.34 [4] (0:10.98)	0:35.36 [4] (0:11.07)	0:24.29 [4] (0:11.51)	0:12.78 [6] (0:12.78)	7.2L	0:35.36	+3
8	7 READY BOSS Adam Spinks	4	69.1 1000m	0:10.96 1000m	1:11.51 [8] (0:14.67)	0:56.84 [8] (0:10.96)	0:45.88 [8] (0:10.97)	0:34.91 [8] (0:11.05)	0:23.86 [7] (0:11.46)	0:12.40 [8] (0:12.40)	7.4L	0:34.91	+8

[] Ranking at each section and finish
 -:-:- No data available at this section
 NA No data available

SCN Saddle cloth number
 DNF Did not finish
 DNT Did not track



Horse/Jockey Name	Viennawaitsforyou
Final Rank	1
Fastest Section Time (Section)	0:10.88 (1000m)
Top Speed [km/h] (Section)	68.6 (1000m)
Race State	Finished

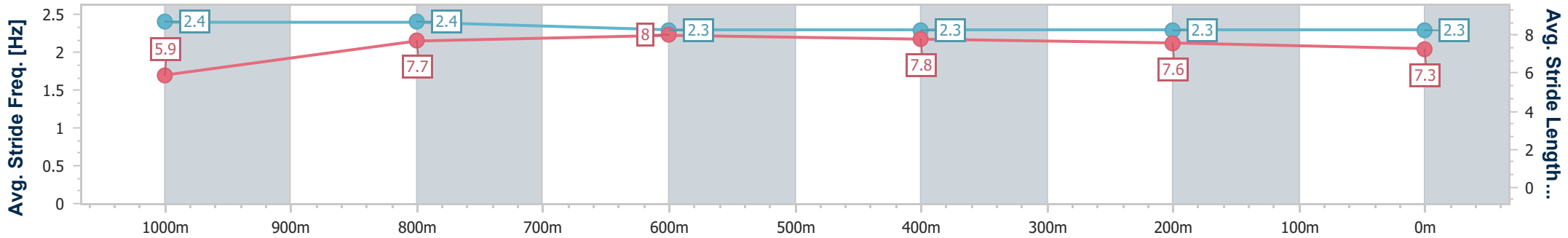
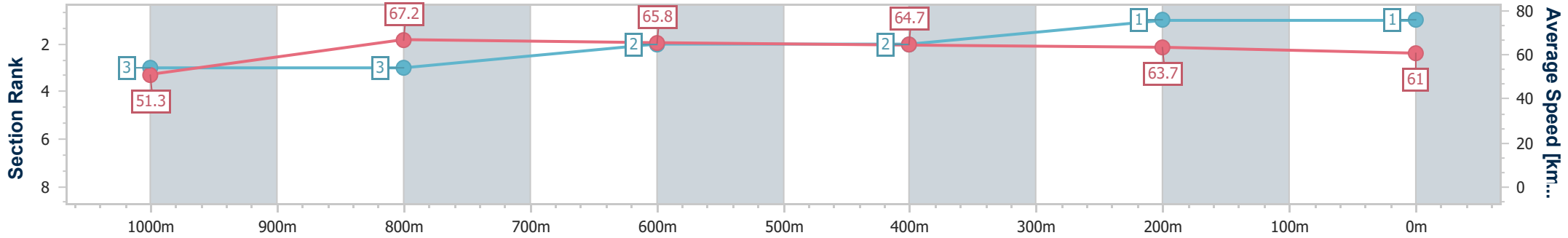


Townsville QLD Professional
Race 2: THANK YOU QPS QTIS Three-Year-Old Handicap - 1200m



01 February 2024 - 13:12
Track Rating: Soft 6, Weather: Fine, Rail Position: +3.5m
1000m/W.P True Rem

Section	Overall	1000m	800m	600m	400m	200m
Section Times	1:10.07 [1] (0:14.08)	0:55.99 [3] (0:10.88)	0:45.11 [3] (0:10.97)	0:34.14 [2] (0:11.06)	0:23.08 [2] (0:11.28)	0:11.80 [1] (0:11.80)
Average Speed [km/h]	51.3	67.2	65.8	64.7	63.7	61.0
Top Speed [km/h]	68.6	68.6	66.7	65.6	65.8	64.3
Avg. Dist. to Rail [m]	5.3	2.9	0.9	1.1	0.8	2.5
Avg. Stride Freq. [Hz]	2.4	2.4	2.3	2.3	2.3	2.3
Avg. Stride Length [m]	5.9	7.7	8.0	7.8	7.6	7.3



- [] Ranking at each section and finish
- .-.- No data available at this section
- NA No data available



Horse/Jockey Name	Wemyss
Final Rank	2
Fastest Section Time (Section)	0:10.72 (1000m)
Top Speed [km/h] (Section)	70.2 (1000m)
Race State	Finished

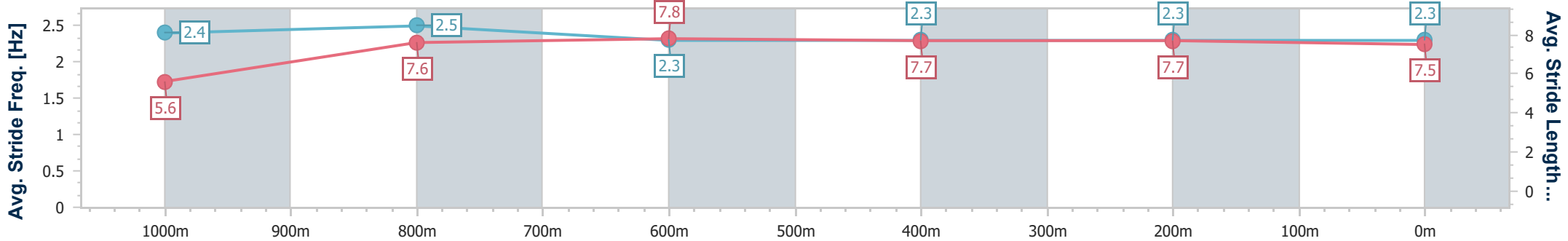
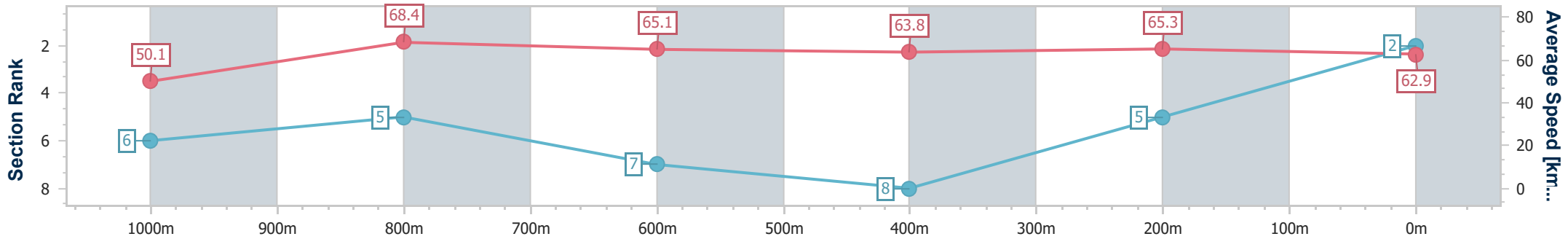


Townsville QLD Professional
Race 2: THANK YOU QPS QTIS Three-Year-Old Handicap - 1200m



01 February 2024 - 13:12
Track Rating: Soft 6, Weather: Fine, Rail Position: +3.5m
1000m/W.P True Rem

Section	Overall	1000m	800m	600m	400m	200m
Section Times	1:10.10 [2] (0:14.48)	0:55.62 [6] (0:10.72)	0:44.90 [5] (0:11.18)	0:33.72 [7] (0:11.30)	0:22.42 [8] (0:10.98)	0:11.44 [5] (0:11.44)
Average Speed [km/h]	50.1	68.4	65.1	63.8	65.3	62.9
Top Speed [km/h]	69.8	70.2	67.0	65.5	66.5	65.7
Avg. Dist. to Rail [m]	7.0	4.0	2.7	0.7	2.1	5.0
Avg. Stride Freq. [Hz]	2.4	2.5	2.3	2.3	2.3	2.3
Avg. Stride Length [m]	5.6	7.6	7.8	7.7	7.7	7.5



- [] Ranking at each section and finish
- .-.- No data available at this section
- NA No data available



Horse/Jockey Name	Harch Road
Final Rank	3
Fastest Section Time (Section)	0:10.89 (1000m)
Top Speed [km/h] (Section)	68.5 (Overall)
Race State	Finished

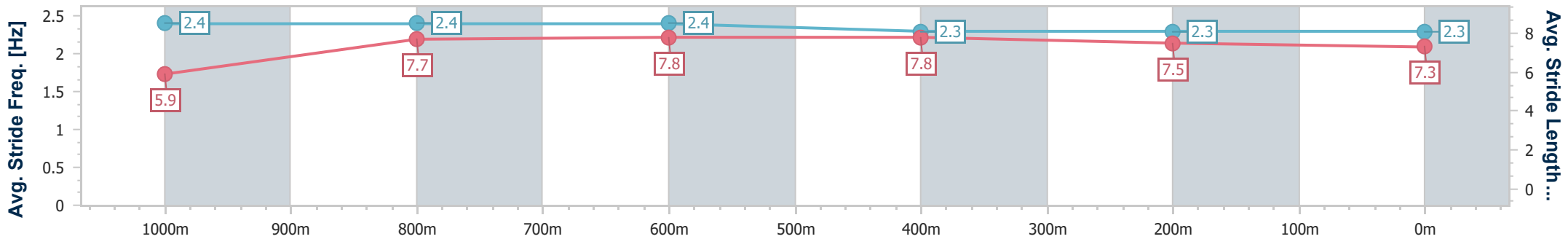
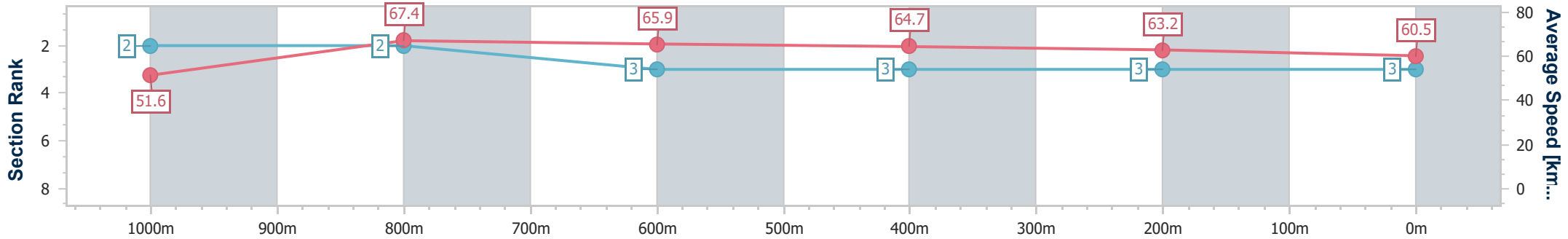


Townsville QLD Professional
Race 2: THANK YOU QPS QTIS Three-Year-Old Handicap - 1200m



01 February 2024 - 13:12
Track Rating: Soft 6, Weather: Fine, Rail Position: +3.5m
1000m/W.P True Rem

Section	Overall	1000m	800m	600m	400m	200m
Section Times	1:10.26 [3] (0:14.01)	0:56.25 [2] (0:10.89)	0:45.36 [2] (0:11.05)	0:34.31 [3] (0:11.09)	0:23.22 [3] (0:11.34)	0:11.88 [3] (0:11.88)
Average Speed [km/h]	51.6	67.4	65.9	64.7	63.2	60.5
Top Speed [km/h]	68.5	68.4	66.8	66.0	64.2	62.7
Avg. Dist. to Rail [m]	10.4	4.0	2.0	1.2	1.3	1.1
Avg. Stride Freq. [Hz]	2.4	2.4	2.4	2.3	2.3	2.3
Avg. Stride Length [m]	5.9	7.7	7.8	7.8	7.5	7.3



- [] Ranking at each section and finish
- .-.- No data available at this section
- NA No data available



Horse/Jockey Name	Puss Boots
Final Rank	4
Fastest Section Time (Section)	0:10.87 (800m)
Top Speed [km/h] (Section)	68.7 (1000m)
Race State	Finished

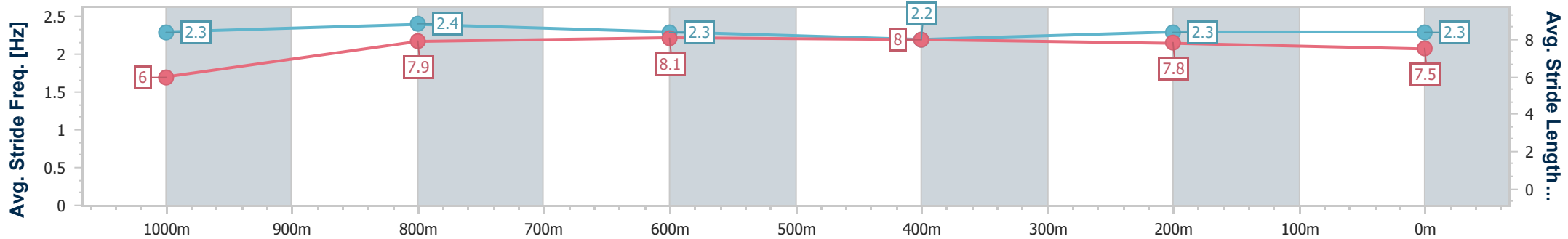
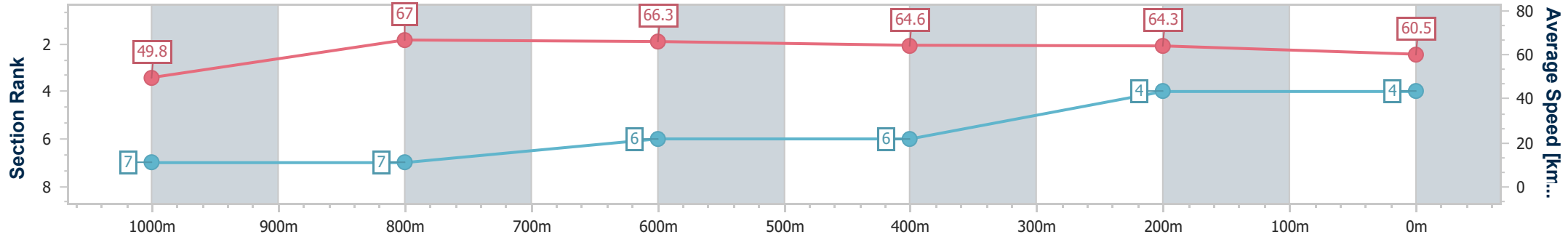


Townsville QLD Professional
Race 2: THANK YOU QPS QTIS Three-Year-Old Handicap - 1200m



01 February 2024 - 13:12
Track Rating: Soft 6, Weather: Fine, Rail Position: +3.5m
1000m/W.P True Rem

Section	Overall	1000m	800m	600m	400m	200m							
Section Times	1:10.56 [4] (0:14.53)	0:56.03 [7] (0:10.97)	0:45.06 [7] (0:10.87)	0:34.19 [6] (0:11.06)	0:23.13 [6] (0:11.17)	0:11.96 [4] (0:11.96)							
Average Speed [km/h]	49.8	67.0	66.3	64.6	64.3	60.5							
Top Speed [km/h]	67.9	68.7	68.1	66.1	64.9	63.4							
Avg. Dist. to Rail [m]	8.3	3.7	1.2	1.6	2.4	3.6							
Avg. Stride Freq. [Hz]	2.3	2.4	2.3	2.2	2.3	2.3							
Avg. Stride Length [m]	6.0	7.9	8.1	8.0	7.8	7.5							



- [] Ranking at each section and finish
- .-.- No data available at this section
- NA No data available



Horse/Jockey Name	Floral Code
Final Rank	5
Fastest Section Time (Section)	0:10.86 (1000m)
Top Speed [km/h] (Section)	69.4 (Overall)
Race State	Finished

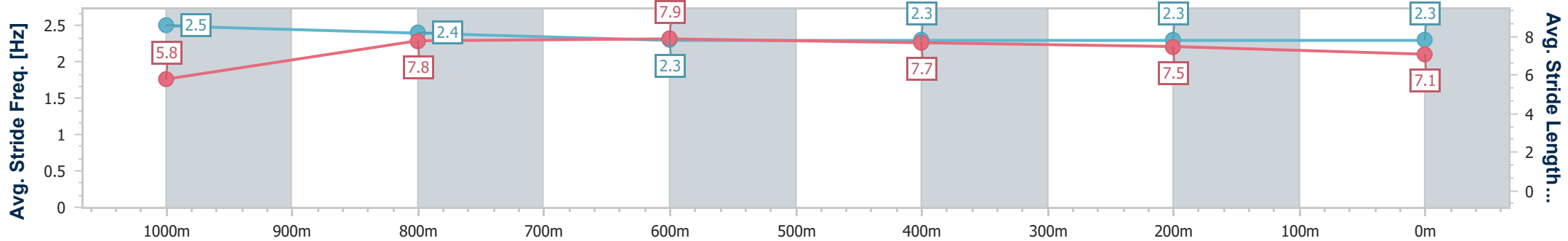
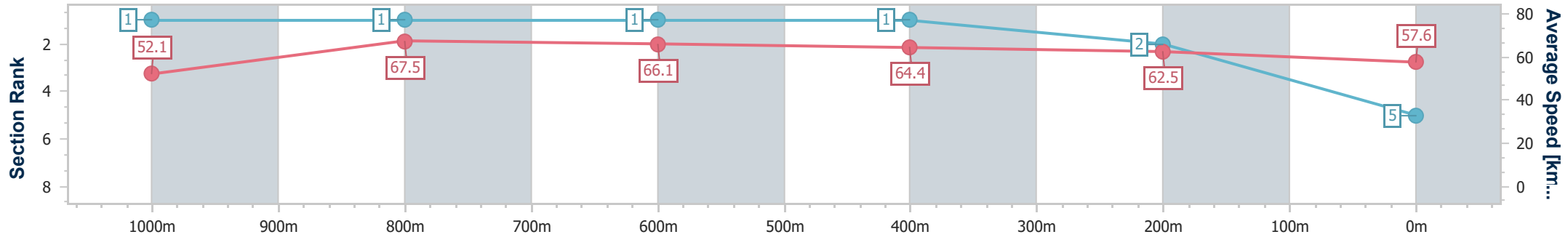


Townsville QLD Professional
Race 2: THANK YOU QPS QTIS Three-Year-Old Handicap - 1200m



01 February 2024 - 13:12
Track Rating: Soft 6, Weather: Fine, Rail Position: +3.5m
1000m/W.P True Rem

Section	Overall	1000m	800m	600m	400m	200m								
Section Times	1:10.85 [5] (0:13.90)	0:56.95 [1] (0:10.86)	0:46.09 [1] (0:10.97)	0:35.12 [1] (0:11.09)	0:24.03 [1] (0:11.49)	0:12.54 [2] (0:12.54)								
Average Speed [km/h]	52.1	67.5	66.1	64.4	62.5	57.6								
Top Speed [km/h]	69.4	68.1	66.5	66.2	64.0	61.5								
Avg. Dist. to Rail [m]	11.9	4.0	1.0	1.4	1.2	1.2								
Avg. Stride Freq. [Hz]	2.5	2.4	2.3	2.3	2.3	2.3								
Avg. Stride Length [m]	5.8	7.8	7.9	7.7	7.5	7.1								



- [] Ranking at each section and finish
- .-.- No data available at this section
- NA No data available



Horse/Jockey Name	Decrypting Gold
Final Rank	6
Fastest Section Time (Section)	0:10.96 (1000m)
Top Speed [km/h] (Section)	69.0 (1000m)
Race State	Finished

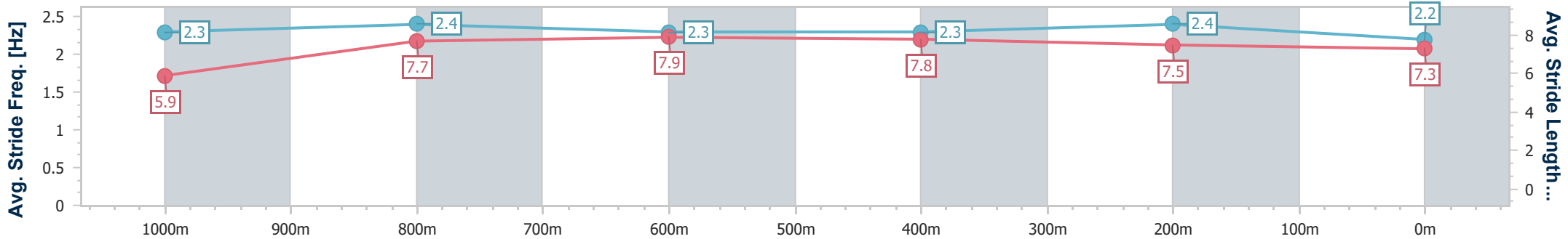
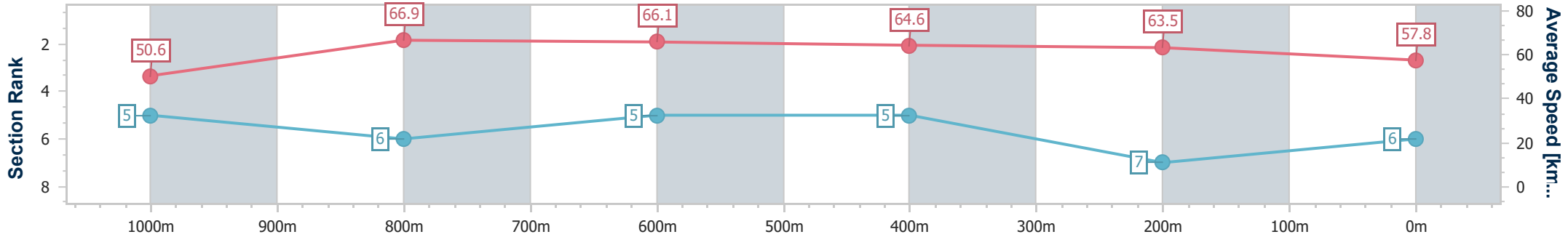


Townsville QLD Professional
Race 2: THANK YOU QPS QTIS Three-Year-Old Handicap - 1200m



01 February 2024 - 13:12
Track Rating: Soft 6, Weather: Fine, Rail Position: +3.5m
1000m/W.P True Rem

Section	Overall	1000m	800m	600m	400m	200m							
Section Times	1:11.26 [6] (0:14.34)	0:56.92 [5] (0:10.96)	0:45.96 [6] (0:11.01)	0:34.95 [5] (0:11.11)	0:23.84 [5] (0:11.39)	0:12.45 [7] (0:12.45)							
Average Speed [km/h]	50.6	66.9	66.1	64.6	63.5	57.8							
Top Speed [km/h]	68.2	69.0	68.8	66.2	64.6	61.3							
Avg. Dist. to Rail [m]	7.9	4.3	1.8	0.4	4.0	5.2							
Avg. Stride Freq. [Hz]	2.3	2.4	2.3	2.3	2.4	2.2							
Avg. Stride Length [m]	5.9	7.7	7.9	7.8	7.5	7.3							



- [] Ranking at each section and finish
- .-.- No data available at this section
- NA No data available



Horse/Jockey Name	Answering
Final Rank	7
Fastest Section Time (Section)	0:10.98 (1000m)
Top Speed [km/h] (Section)	68.8 (1000m)
Race State	Finished

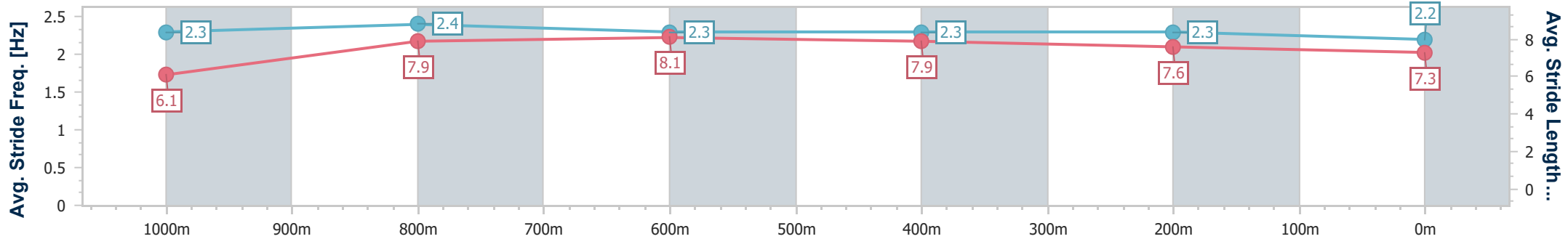
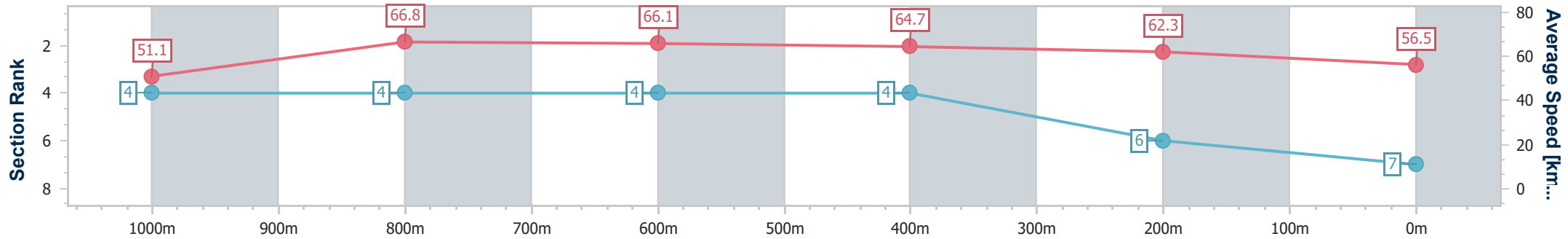


Townsville QLD Professional
Race 2: THANK YOU QPS QTIS Three-Year-Old Handicap - 1200m



01 February 2024 - 13:12
Track Rating: Soft 6, Weather: Fine, Rail Position: +3.5m
1000m/W.P True Rem

Section	Overall	1000m	800m	600m	400m	200m								
Section Times	1:11.46 [7] (0:14.14)	0:57.32 [4] (0:10.98)	0:46.34 [4] (0:10.98)	0:35.36 [4] (0:11.07)	0:24.29 [4] (0:11.51)	0:12.78 [6] (0:12.78)								
Average Speed [km/h]	51.1	66.8	66.1	64.7	62.3	56.5								
Top Speed [km/h]	67.9	68.8	67.3	65.7	63.6	60.7								
Avg. Dist. to Rail [m]	10.0	4.2	1.2	1.1	1.4	2.5								
Avg. Stride Freq. [Hz]	2.3	2.4	2.3	2.3	2.3	2.2								
Avg. Stride Length [m]	6.1	7.9	8.1	7.9	7.6	7.3								



- [] Ranking at each section and finish
- .-.- No data available at this section
- NA No data available



Horse/Jockey Name	Ready Boss
Final Rank	8
Fastest Section Time (Section)	0:10.96 (1000m)
Top Speed [km/h] (Section)	69.1 (1000m)
Race State	Finished

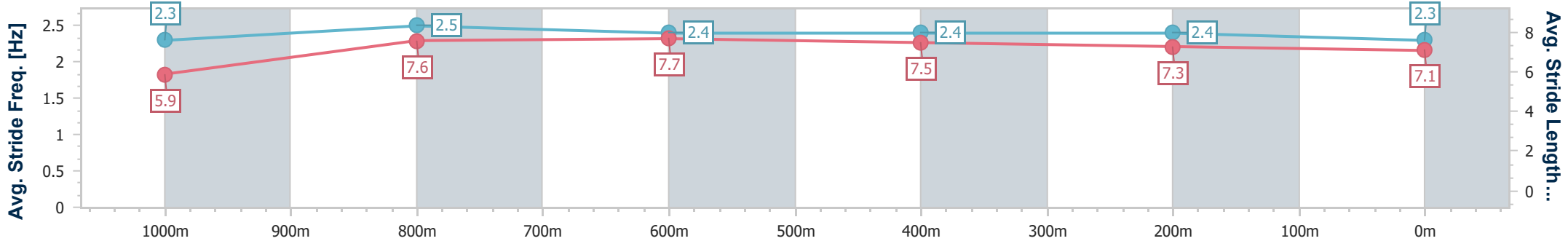
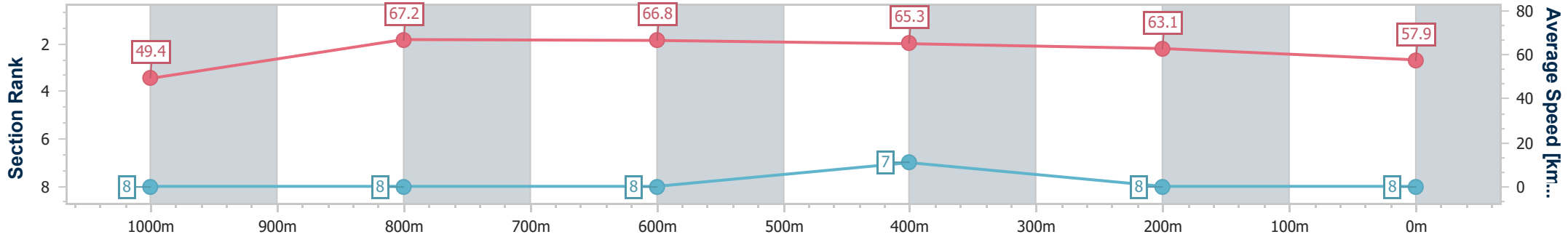


Townsville QLD Professional
Race 2: THANK YOU QPS QTIS Three-Year-Old Handicap - 1200m



01 February 2024 - 13:12
Track Rating: Soft 6, Weather: Fine, Rail Position: +3.5m
1000m/W.P True Rem

Section	Overall	1000m	800m	600m	400m	200m								
Section Times	1:11.51 [8] (0:14.67)	0:56.84 [8] (0:10.96)	0:45.88 [8] (0:10.97)	0:34.91 [8] (0:11.05)	0:23.86 [7] (0:11.46)	0:12.40 [8] (0:12.40)								
Average Speed [km/h]	49.4	67.2	66.8	65.3	63.1	57.9								
Top Speed [km/h]	68.2	69.1	68.8	67.0	64.8	62.1								
Avg. Dist. to Rail [m]	8.9	5.1	2.7	0.6	3.3	4.9								
Avg. Stride Freq. [Hz]	2.3	2.5	2.4	2.4	2.4	2.3								
Avg. Stride Length [m]	5.9	7.6	7.7	7.5	7.3	7.1								



- [] Ranking at each section and finish
- .-.- No data available at this section
- NA No data available