



# Sunshine Coast QLD Professional

## Race 2: CLAYTON'S TOWING SERVICE PTY LTD Maiden Handicap - 1000m



02 February 2024 - 18:38

Track Rating: Soft 7, Weather: Fine, Rail Position: +6m

Section		Overall	800m	600m	400m	200m	Last 600m					
Field Times		0:57.89 (0:13.30)	0:44.59 (0:10.96)	0:33.63 (0:11.29)	0:22.34 (0:10.99)	0:11.35 (0:11.35)	0:33.63					
Rank	TAB Horse/Jockey	Barrier	Top Speed [km/h]	Fastest Section	Margin					Distance Travelled [m]		
1	3 <b>TERMAGANT</b> Justin Huxtable	3	68.2 800m	0:10.88 800m	0:57.89 [1] (0:13.60)	0:44.29 [4] (0:10.88)	0:33.41 [5] (0:11.16)	0:22.25 [3] (0:10.90)	0:11.35 [1] (0:11.35)	0:57.89	0:33.41	
2	4 <b>DIVINE GEM</b> Chris Meehan	8	67.9 Overall	0:11.01 800m	0:58.76 [2] (0:13.30)	0:45.46 [1] (0:11.01)	0:34.45 [3] (0:11.31)	0:23.14 [2] (0:11.11)	0:12.03 [2] (0:12.03)	5L	0:34.45	+8
3	9 <b>TOROS</b> Elione Chaves	7	68.6 800m	0:10.70 800m	0:59.22 [3] (0:14.00)	0:45.22 [7] (0:10.70)	0:34.52 [7] (0:11.08)	0:23.44 [6] (0:11.28)	0:12.16 [5] (0:12.16)	7.5L	0:34.52	+3
4	6 <b>READY TO MINGLE</b> Jim Byrne	9	69.2 800m	0:10.86 800m	0:59.37 [4] (0:13.61)	0:45.76 [6] (0:10.86)	0:34.90 [4] (0:11.17)	0:23.73 [4] (0:11.37)	0:12.36 [3] (0:12.36)	8.3L	0:34.90	+4
5	13 <b>TANGO SPIRIT</b> Tiffani Brooker	11	69.4 Overall	0:10.90 800m	0:59.77 [5] (0:13.61)	0:46.16 [5] (0:10.90)	0:35.26 [6] (0:11.35)	0:23.91 [7] (0:11.49)	0:12.42 [7] (0:12.42)	10.6L	0:35.26	+10
6	10 <b>LADY DE VEGA</b> Luke Tarrant	6	68.8 800m	0:10.92 800m	0:59.91 [6] (0:13.38)	0:46.53 [3] (0:10.92)	0:35.61 [2] (0:11.40)	0:24.21 [5] (0:11.52)	0:12.69 [6] (0:12.69)	11.4L	0:35.61	+4
7	2 <b>APATAT</b> Jai Williams	1	68.4 Overall	0:10.93 800m	1:00.07 [7] (0:13.33)	0:46.74 [2] (0:10.93)	0:35.81 [1] (0:11.29)	0:24.52 [1] (0:11.50)	0:13.02 [4] (0:13.02)	12.2L	0:35.81	+3

Scratched: Pinkus (#1), Fly Fifer (#5), Stellar Lady (#7), Superonic (#8), Lavoni (#11), Dear Prudence (#12)

[ ] Ranking at each section and finish  
 -:-:- No data available at this section  
 NA No data available

SCN Saddle cloth number  
 DNF Did not finish  
 DNT Did not track



Horse/Jockey Name	Termagant
Final Rank	1
Fastest Section Time (Section)	0:10.88 (800m)
Top Speed [km/h] (Section)	68.2 (800m)
Race State	Finished



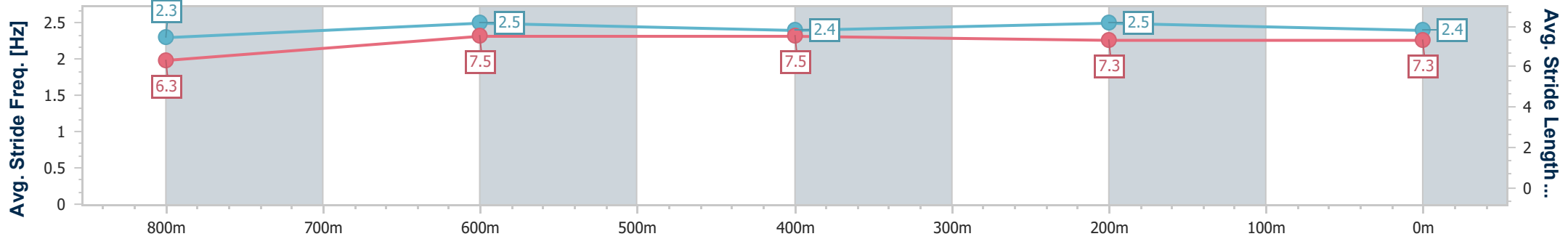
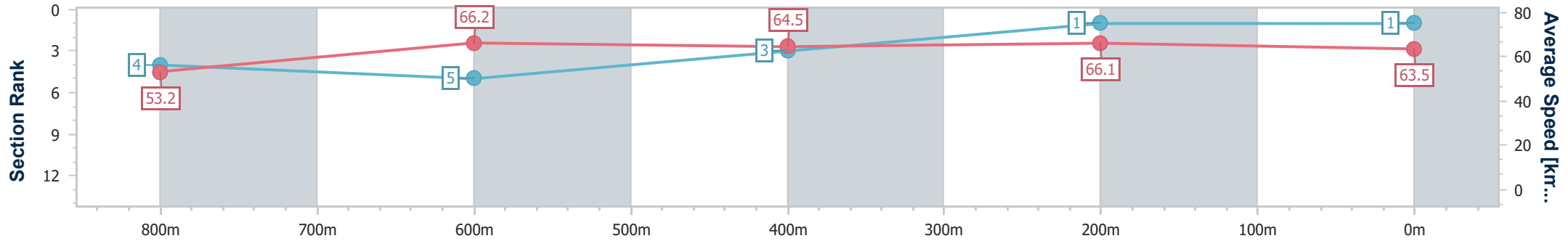
Sunshine Coast QLD Professional  
 Race 2: CLAYTON'S TOWING SERVICE PTY LTD Maiden  
 Handicap - 1000m



02 February 2024 - 18:38

Track Rating: Soft 7, Weather: Fine, Rail Position: +6m

Section	Overall	800m	600m	400m	200m
Section Times	0:57.89 [1] (0:13.60)	0:44.29 [4] (0:10.88)	0:33.41 [5] (0:11.16)	0:22.25 [3] (0:10.90)	0:11.35 [1] (0:11.35)
Average Speed [km/h]	53.2	66.2	64.5	66.1	63.5
Top Speed [km/h]	68.2	68.2	66.4	66.7	65.8
Avg. Dist. to Rail [m]	3.7	0.9	0.3	4.1	5.6
Avg. Stride Freq. [Hz]	2.3	2.5	2.4	2.5	2.4
Avg. Stride Length [m]	6.3	7.5	7.5	7.3	7.3



- [ ] Ranking at each section and finish
- .-.- No data available at this section
- NA No data available



Horse/Jockey Name	Divine Gem
Final Rank	2
Fastest Section Time (Section)	0:11.01 (800m)
Top Speed [km/h] (Section)	67.9 (Overall)
Race State	Finished



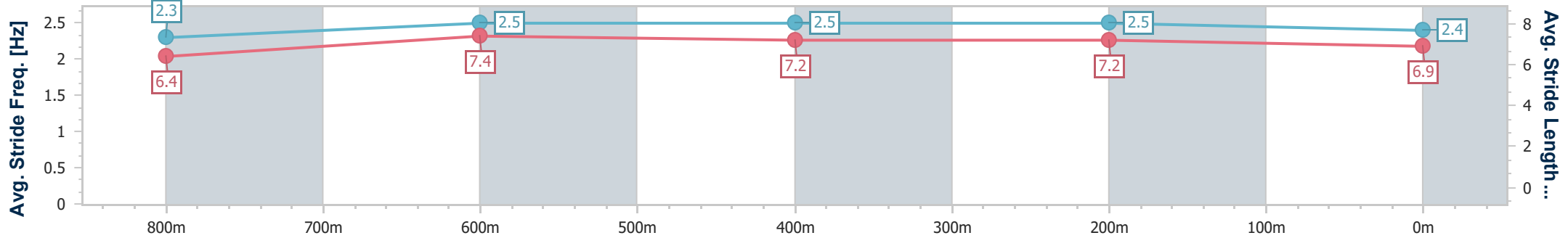
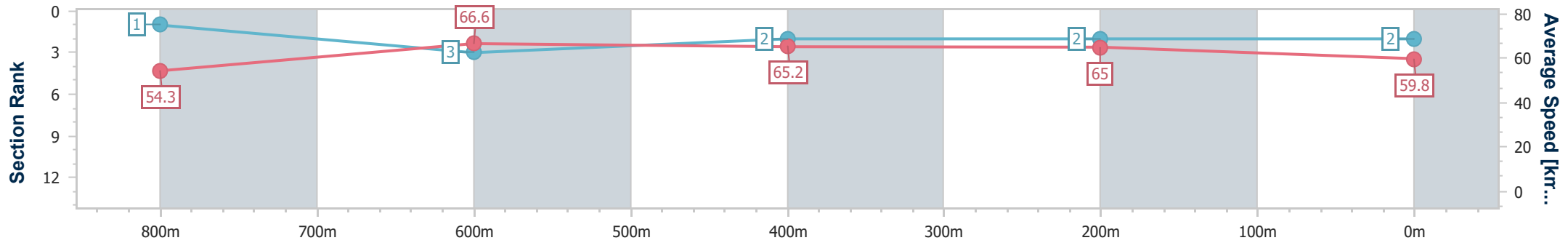
Sunshine Coast QLD Professional  
 Race 2: CLAYTON'S TOWING SERVICE PTY LTD Maiden  
 Handicap - 1000m



02 February 2024 - 18:38

Track Rating: Soft 7, Weather: Fine, Rail Position: +6m

Section	Overall	800m	600m	400m	200m
Section Times	0:58.76 [2] (0:13.30)	0:45.46 [1] (0:11.01)	0:34.45 [3] (0:11.31)	0:23.14 [2] (0:11.11)	0:12.03 [2] (0:12.03)
Average Speed [km/h]	54.3	66.6	65.2	65.0	59.8
Top Speed [km/h]	67.9	67.9	65.8	66.0	62.8
Avg. Dist. to Rail [m]	5.2	4.1	4.7	7.9	8.2
Avg. Stride Freq. [Hz]	2.3	2.5	2.5	2.5	2.4
Avg. Stride Length [m]	6.4	7.4	7.2	7.2	6.9



- [ ] Ranking at each section and finish
- .-.- No data available at this section
- NA No data available



Horse/Jockey Name	Toros
Final Rank	3
Fastest Section Time (Section)	0:10.70 (800m)
Top Speed [km/h] (Section)	68.6 (800m)
Race State	Finished



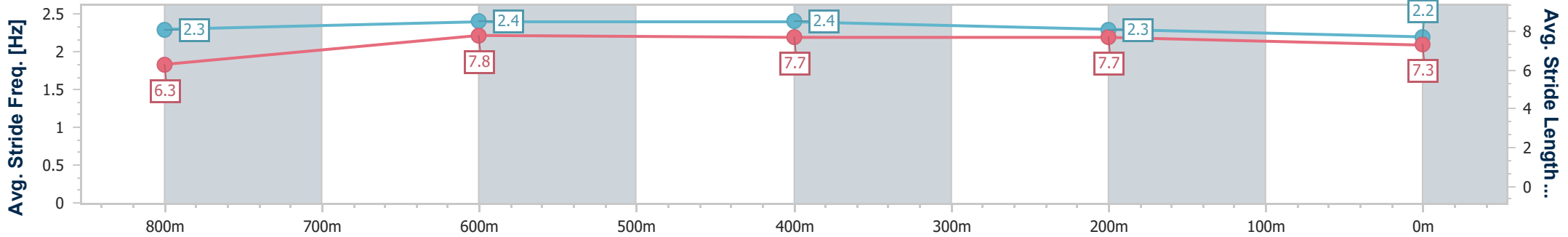
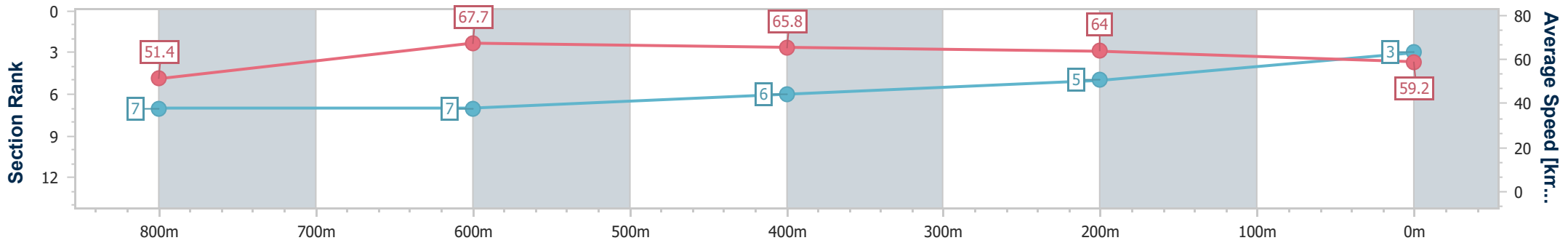
Sunshine Coast QLD Professional  
 Race 2: CLAYTON'S TOWING SERVICE PTY LTD Maiden  
 Handicap - 1000m



02 February 2024 - 18:38

Track Rating: Soft 7, Weather: Fine, Rail Position: +6m

Section	Overall	800m	600m	400m	200m
Section Times	0:59.22 [3] (0:14.00)	0:45.22 [7] (0:10.70)	0:34.52 [7] (0:11.08)	0:23.44 [6] (0:11.28)	0:12.16 [5] (0:12.16)
Average Speed [km/h]	51.4	67.7	65.8	64.0	59.2
Top Speed [km/h]	68.4	68.6	66.9	65.6	61.3
Avg. Dist. to Rail [m]	3.5	1.4	2.5	6.6	6.2
Avg. Stride Freq. [Hz]	2.3	2.4	2.4	2.3	2.2
Avg. Stride Length [m]	6.3	7.8	7.7	7.7	7.3



- [ ] Ranking at each section and finish
- .-.- No data available at this section
- NA No data available



Horse/Jockey Name	Ready To Mingle
Final Rank	4
Fastest Section Time (Section)	0:10.86 (800m)
Top Speed [km/h] (Section)	69.2 (800m)
Race State	Finished



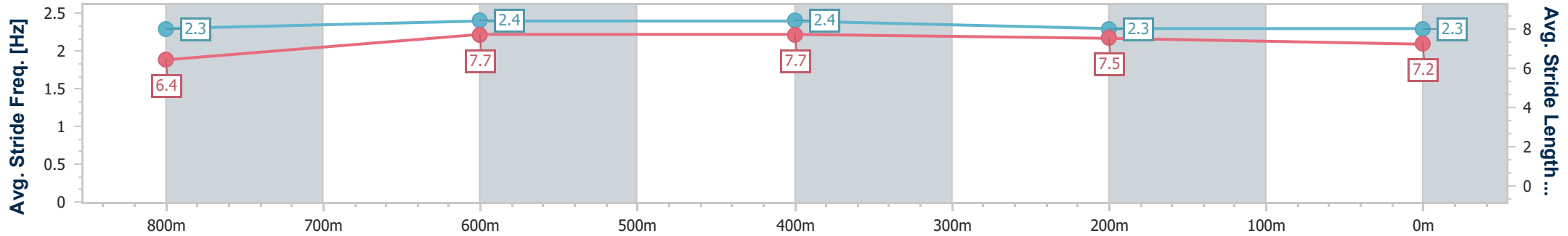
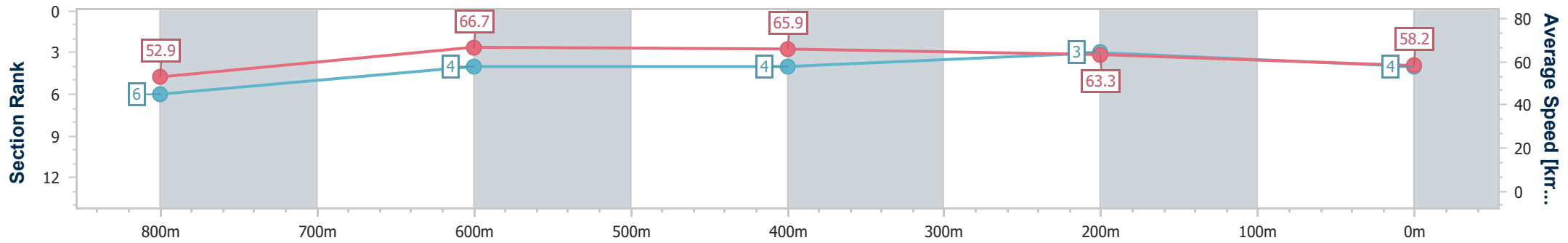
Sunshine Coast QLD Professional  
 Race 2: CLAYTON'S TOWING SERVICE PTY LTD Maiden  
 Handicap - 1000m



02 February 2024 - 18:38

Track Rating: Soft 7, Weather: Fine, Rail Position: +6m

Section	Overall	800m	600m	400m	200m
Section Times	0:59.37 [4] (0:13.61)	0:45.76 [6] (0:10.86)	0:34.90 [4] (0:11.17)	0:23.73 [4] (0:11.37)	0:12.36 [3] (0:12.36)
Average Speed [km/h]	52.9	66.7	65.9	63.3	58.2
Top Speed [km/h]	69.2	69.2	68.1	65.3	61.6
Avg. Dist. to Rail [m]	5.4	2.3	3.9	9.2	9.9
Avg. Stride Freq. [Hz]	2.3	2.4	2.4	2.3	2.3
Avg. Stride Length [m]	6.4	7.7	7.7	7.5	7.2



- [ ] Ranking at each section and finish
- .-.- No data available at this section
- NA No data available



Horse/Jockey Name	Tango Spirit
Final Rank	5
Fastest Section Time (Section)	0:10.90 (800m)
Top Speed [km/h] (Section)	69.4 (Overall)
Race State	Finished



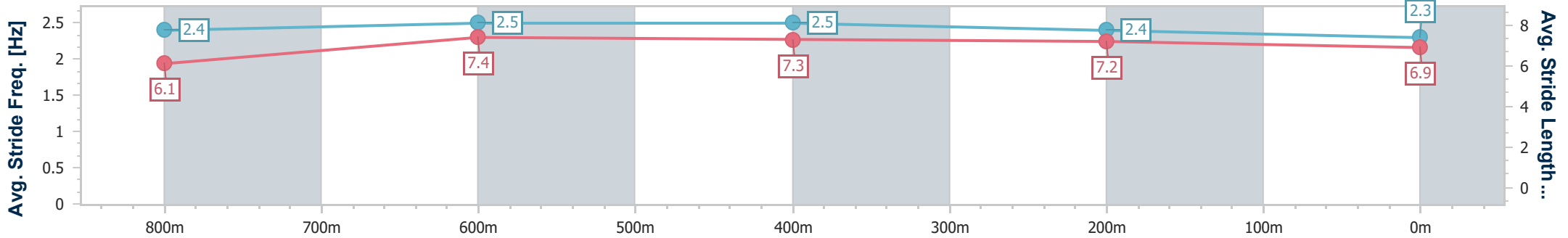
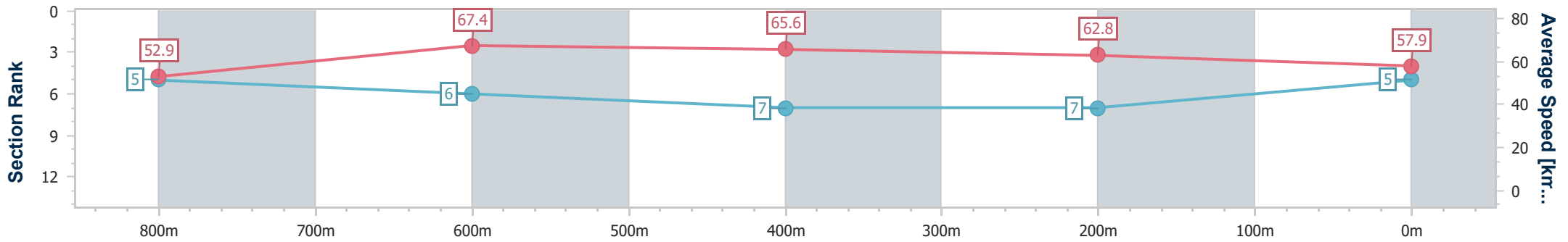
Sunshine Coast QLD Professional  
 Race 2: CLAYTON'S TOWING SERVICE PTY LTD Maiden  
 Handicap - 1000m



02 February 2024 - 18:38

Track Rating: Soft 7, Weather: Fine, Rail Position: +6m

Section	Overall	800m	600m	400m	200m
Section Times	0:59.77 [5] (0:13.61)	0:46.16 [5] (0:10.90)	0:35.26 [6] (0:11.35)	0:23.91 [7] (0:11.49)	0:12.42 [7] (0:12.42)
Average Speed [km/h]	52.9	67.4	65.6	62.8	57.9
Top Speed [km/h]	69.4	68.2	65.9	64.3	60.6
Avg. Dist. to Rail [m]	6.7	4.7	5.9	7.9	6.5
Avg. Stride Freq. [Hz]	2.4	2.5	2.5	2.4	2.3
Avg. Stride Length [m]	6.1	7.4	7.3	7.2	6.9



- [ ] Ranking at each section and finish
- .-.- No data available at this section
- NA No data available



Horse/Jockey Name	Lady De Vega
Final Rank	6
Fastest Section Time (Section)	0:10.92 (800m)
Top Speed [km/h] (Section)	68.8 (800m)
Race State	Finished



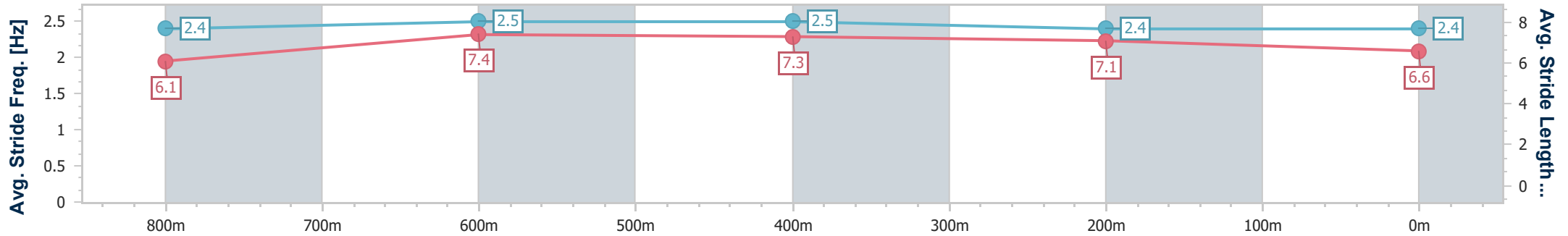
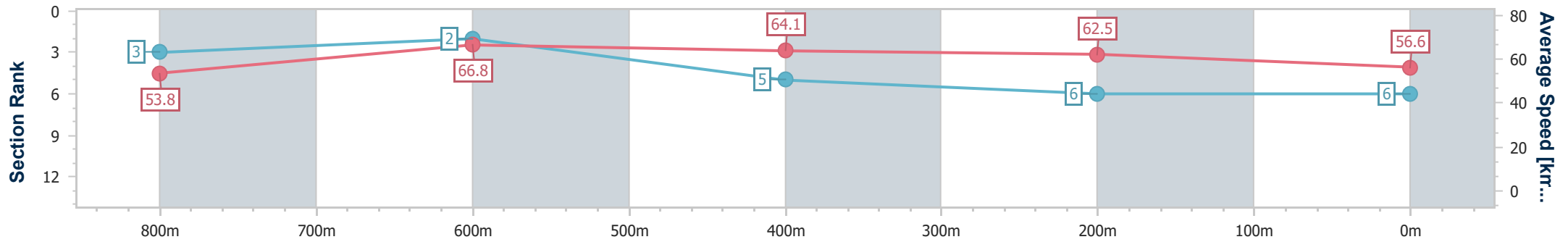
Sunshine Coast QLD Professional  
 Race 2: CLAYTON'S TOWING SERVICE PTY LTD Maiden  
 Handicap - 1000m



02 February 2024 - 18:38

Track Rating: Soft 7, Weather: Fine, Rail Position: +6m

Section	Overall	800m	600m	400m	200m
Section Times	0:59.91 [6] (0:13.38)	0:46.53 [3] (0:10.92)	0:35.61 [2] (0:11.40)	0:24.21 [5] (0:11.52)	0:12.69 [6] (0:12.69)
Average Speed [km/h]	53.8	66.8	64.1	62.5	56.6
Top Speed [km/h]	68.7	68.8	64.7	63.7	60.5
Avg. Dist. to Rail [m]	5.0	3.0	2.2	3.8	3.0
Avg. Stride Freq. [Hz]	2.4	2.5	2.5	2.4	2.4
Avg. Stride Length [m]	6.1	7.4	7.3	7.1	6.6



- [ ] Ranking at each section and finish
- .-.- No data available at this section
- NA No data available



Horse/Jockey Name	Apatat
Final Rank	7
Fastest Section Time (Section)	0:10.93 (800m)
Top Speed [km/h] (Section)	68.4 (Overall)
Race State	Finished



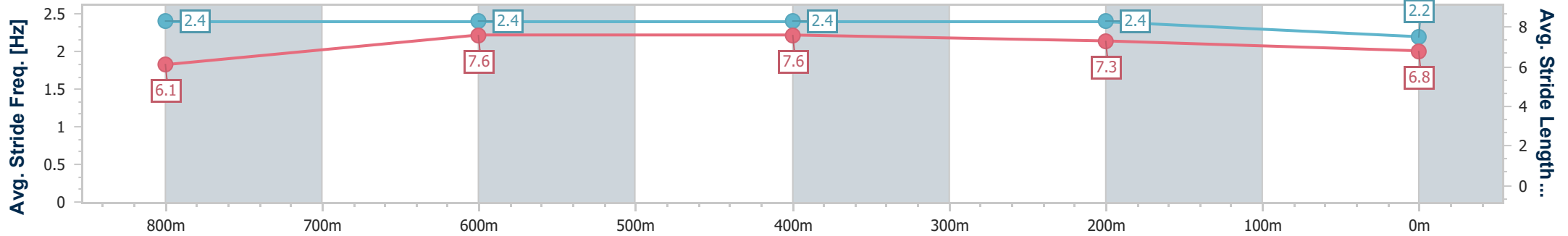
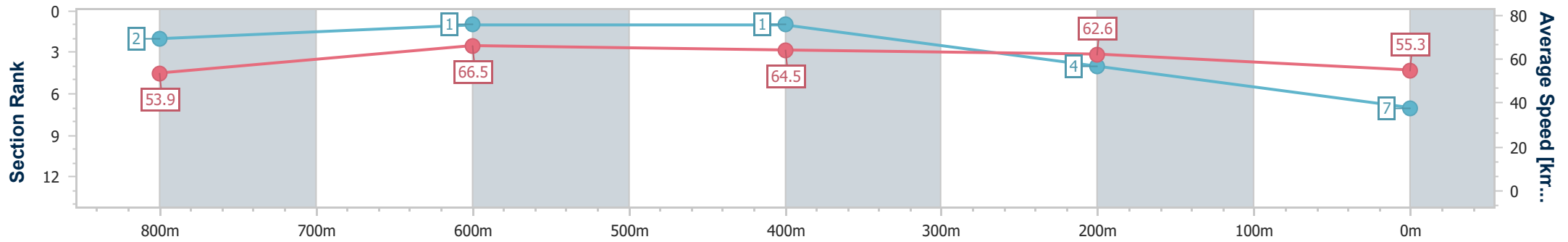
Sunshine Coast QLD Professional  
 Race 2: CLAYTON'S TOWING SERVICE PTY LTD Maiden  
 Handicap - 1000m



02 February 2024 - 18:38

Track Rating: Soft 7, Weather: Fine, Rail Position: +6m

Section	Overall	800m	600m	400m	200m
Section Times	1:00.07 [7] (0:13.33)	0:46.74 [2] (0:10.93)	0:35.81 [1] (0:11.29)	0:24.52 [1] (0:11.50)	0:13.02 [4] (0:13.02)
Average Speed [km/h]	53.9	66.5	64.5	62.6	55.3
Top Speed [km/h]	68.4	68.3	65.7	64.9	59.6
Avg. Dist. to Rail [m]	3.9	2.3	1.9	5.5	5.0
Avg. Stride Freq. [Hz]	2.4	2.4	2.4	2.4	2.2
Avg. Stride Length [m]	6.1	7.6	7.6	7.3	6.8



- [ ] Ranking at each section and finish
- .-.- No data available at this section
- NA No data available