



**Sunshine Coast QLD Professional**  
**Race 4: PICKERING BOOKKEEPING & ACCOUNTING SERVICES**  
**BENCHMARK 58 Handicap - 1000m**  
**02 February 2024 - 19:39**



Track Rating: Soft 7, Weather: Fine, Rail Position: +6m

Section										Last 600m			
Field Times		Overall	800m	600m	400m	200m							
		0:58.17 (0:13.34)	0:44.83 (0:10.73)	0:34.10 (0:11.04)	0:23.06 (0:11.24)	0:11.82 (0:11.82)						0:34.10	
Rank	TAB	Horse/Jockey	Barrier	Top Speed [km/h]	Fastest Section						Margin	Distance Travelled [m]	
1	7	<b>ADALIE</b> Ryan Maloney	11	68.1 800m	0:10.90 400m	0:58.17 [1] (0:13.48)	0:44.69 [5] (0:10.99)	0:33.70 [5] (0:11.16)	0:22.54 [6] (0:10.90)	0:11.64 [3] (0:11.64)	0:58.17	0:33.70	
2	11	<b>SNEAKY THREE</b> Mark Du Plessis	3	68.5 800m	0:10.78 800m	0:58.23 [2] (0:13.38)	0:44.85 [3] (0:10.78)	0:34.07 [2] (0:11.08)	0:22.99 [2] (0:11.11)	0:11.88 [1] (0:11.88)	0.2L	0:34.07	-5
3	3	<b>OUR ROCKETMAN</b> Jake Bayliss	8	68.2 800m	0:10.83 400m	0:58.56 [3] (0:13.88)	0:44.68 [10] (0:10.84)	0:33.84 [9] (0:11.10)	0:22.74 [9] (0:10.83)	0:11.91 [4] (0:11.91)	2L	0:33.84	-2
4	8	<b>SUPER ZAMBONI</b> Jim Byrne	7	67.6 800m	0:10.90 400m	0:58.70 [4] (0:13.68)	0:45.02 [8] (0:10.95)	0:34.07 [8] (0:11.16)	0:22.91 [8] (0:10.90)	0:12.01 [5] (0:12.01)	2.8L	0:34.07	+0
4	1	<b>XERRI</b> Melea Castle	10	69.7 800m	0:10.73 800m	0:58.70 [4] (0:13.34)	0:45.36 [1] (0:10.73)	0:34.63 [1] (0:11.04)	0:23.59 [1] (0:11.24)	0:12.35 [2] (0:12.35)	2.8L	0:34.63	-2
6	13	<b>TANTRUMS</b> Dale Smith	4	66.6 800m	0:11.06 600m	0:58.75 [6] (0:13.74)	0:45.01 [9] (0:11.07)	0:33.94 [10] (0:11.06)	0:22.88 [10] (0:11.11)	0:11.77 [10] (0:11.77)	3L	0:33.94	-6
7	12	<b>CONSTANT CAFE</b> Elione Chaves	5	67.1 800m	0:10.93 800m	0:58.84 [7] (0:13.64)	0:45.20 [7] (0:10.93)	0:34.27 [7] (0:11.07)	0:23.20 [7] (0:11.10)	0:12.10 [6] (0:12.10)	3.4L	0:34.27	-6
8	9	<b>BARBARY ROYALE</b> Jai Williams	1	67.3 800m	0:10.92 800m	0:58.96 [8] (0:13.59)	0:45.37 [6] (0:10.92)	0:34.45 [6] (0:11.07)	0:23.38 [5] (0:11.18)	0:12.20 [8] (0:12.20)	3.9L	0:34.45	-7
9	5	<b>YIDABAH</b> Casey Waddell	6	68.9 800m	0:10.82 800m	0:59.13 [9] (0:13.43)	0:45.70 [4] (0:10.82)	0:34.88 [3] (0:11.26)	0:23.62 [4] (0:11.25)	0:12.37 [9] (0:12.37)	4.7L	0:34.88	-4
10	6	<b>ARTIE PANTZ</b> Justin Huxtable	9	68.7 600m	0:11.06 800m	0:59.17 [10] (0:13.35)	0:45.82 [2] (0:11.06)	0:34.76 [4] (0:11.07)	0:23.69 [3] (0:11.27)	0:12.42 [7] (0:12.42)	4.9L	0:34.76	+5

Scratched: High Plateau (#2), Kernel Boom (#4), Mr Encore (#10)

[ ] Ranking at each section and finish  
 -:-:- No data available at this section  
 NA No data available  
 SCN Saddle cloth number  
 DNF Did not finish  
 DNT Did not track



**Sunshine Coast QLD Professional**  
**Race 4: PICKERING BOOKKEEPING & ACCOUNTING SERVICES**  
**BENCHMARK 58 Handicap - 1000m**  
**02 February 2024 - 19:39**



Track Rating: Soft 7, Weather: Fine, Rail Position: +6m

Section	Overall	800m	600m	400m	200m	Last 600m
Field Times	0:58.17 (0:13.34)	0:44.83 (0:10.73)	0:34.10 (0:11.04)	0:23.06 (0:11.24)	0:11.82 (0:11.82)	0:34.10

Rank	TAB	Horse/Jockey	Barrier	Top Speed [km/h]	Fastest Section	Margin	Distance Travelled [m]
11	14	MUSSEL LINES	12	66.1	0:11.09	10.7L	-5
		Shania Willis		800m	800m		

Scratched: High Plateau (#2), Kernel Boom (#4), Mr Encore (#10)

[ ] Ranking at each section and finish  
 -:-:- No data available at this section  
 NA No data available

SCN Saddle cloth number  
 DNF Did not finish  
 DNT Did not track



Horse/Jockey Name	Adalie
Final Rank	1
Fastest Section Time (Section)	0:10.90 (400m)
Top Speed [km/h] (Section)	68.1 (800m)
Race State	Finished



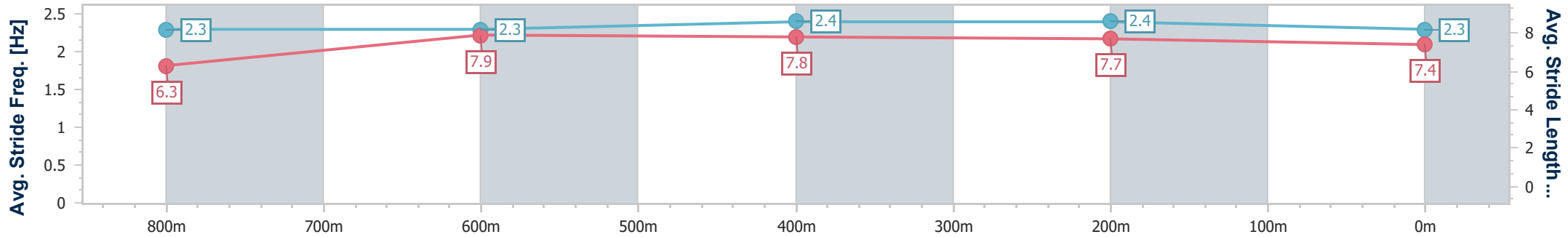
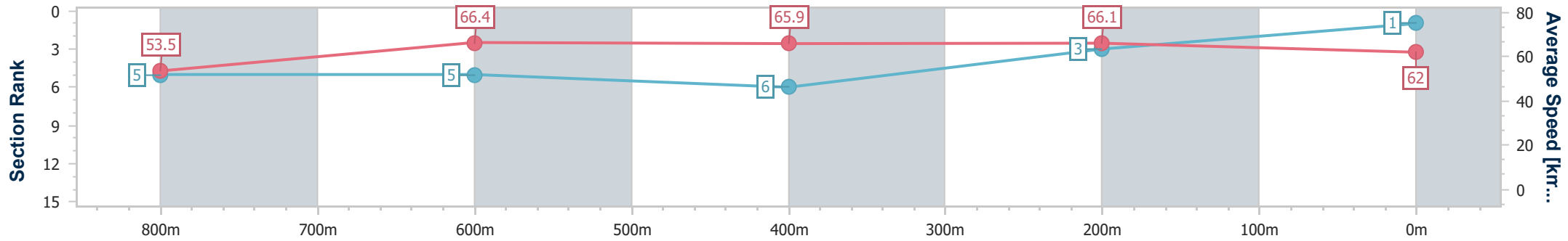
Sunshine Coast QLD Professional  
 Race 4: PICKERING BOOKKEEPING & ACCOUNTING  
 SERVICES BENCHMARK 58 Handicap - 1000m



02 February 2024 - 19:39

Track Rating: Soft 7, Weather: Fine, Rail Position: +6m

Section	Overall	800m	600m	400m	200m
Section Times	0:58.17 [1] (0:13.48)	0:44.69 [5] (0:10.99)	0:33.70 [5] (0:11.16)	0:22.54 [6] (0:10.90)	0:11.64 [3] (0:11.64)
Average Speed [km/h]	53.5	66.4	65.9	66.1	62.0
Top Speed [km/h]	66.7	68.1	67.1	67.5	64.6
Avg. Dist. to Rail [m]	9.8	3.6	4.0	6.1	4.9
Avg. Stride Freq. [Hz]	2.3	2.3	2.4	2.4	2.3
Avg. Stride Length [m]	6.3	7.9	7.8	7.7	7.4



- [ ] Ranking at each section and finish
- .-.- No data available at this section
- NA No data available



Horse/Jockey Name	Sneaky Three
Final Rank	2
Fastest Section Time (Section)	0:10.78 (800m)
Top Speed [km/h] (Section)	68.5 (800m)
Race State	Finished



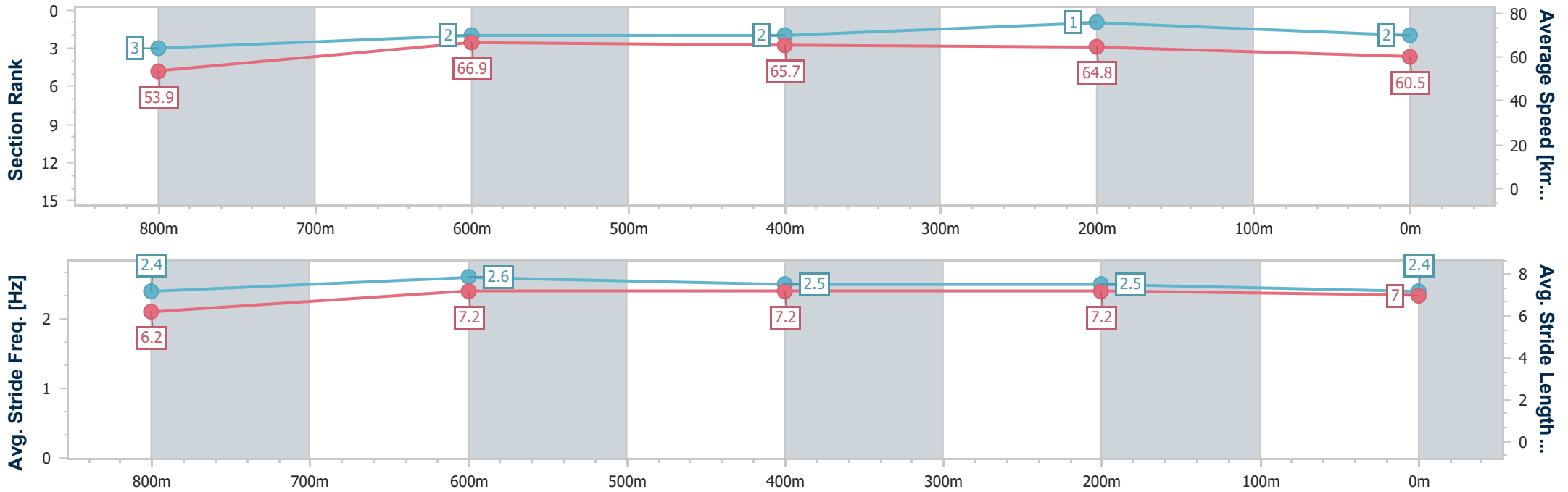
Sunshine Coast QLD Professional  
 Race 4: PICKERING BOOKKEEPING & ACCOUNTING  
 SERVICES BENCHMARK 58 Handicap - 1000m



02 February 2024 - 19:39

Track Rating: Soft 7, Weather: Fine, Rail Position: +6m

Section	Overall	800m	600m	400m	200m
Section Times	0:58.23 [2] (0:13.38)	0:44.85 [3] (0:10.78)	0:34.07 [2] (0:11.08)	0:22.99 [2] (0:11.11)	0:11.88 [1] (0:11.88)
Average Speed [km/h]	53.9	66.9	65.7	64.8	60.5
Top Speed [km/h]	68.2	68.5	66.6	66.6	63.7
Avg. Dist. to Rail [m]	3.1	0.8	2.3	4.2	3.1
Avg. Stride Freq. [Hz]	2.4	2.6	2.5	2.5	2.4
Avg. Stride Length [m]	6.2	7.2	7.2	7.2	7.0



- [ ] Ranking at each section and finish
- .-.- No data available at this section
- NA No data available



Horse/Jockey Name	Our Rocketman
Final Rank	3
Fastest Section Time (Section)	0:10.83 (400m)
Top Speed [km/h] (Section)	68.2 (800m)
Race State	Finished



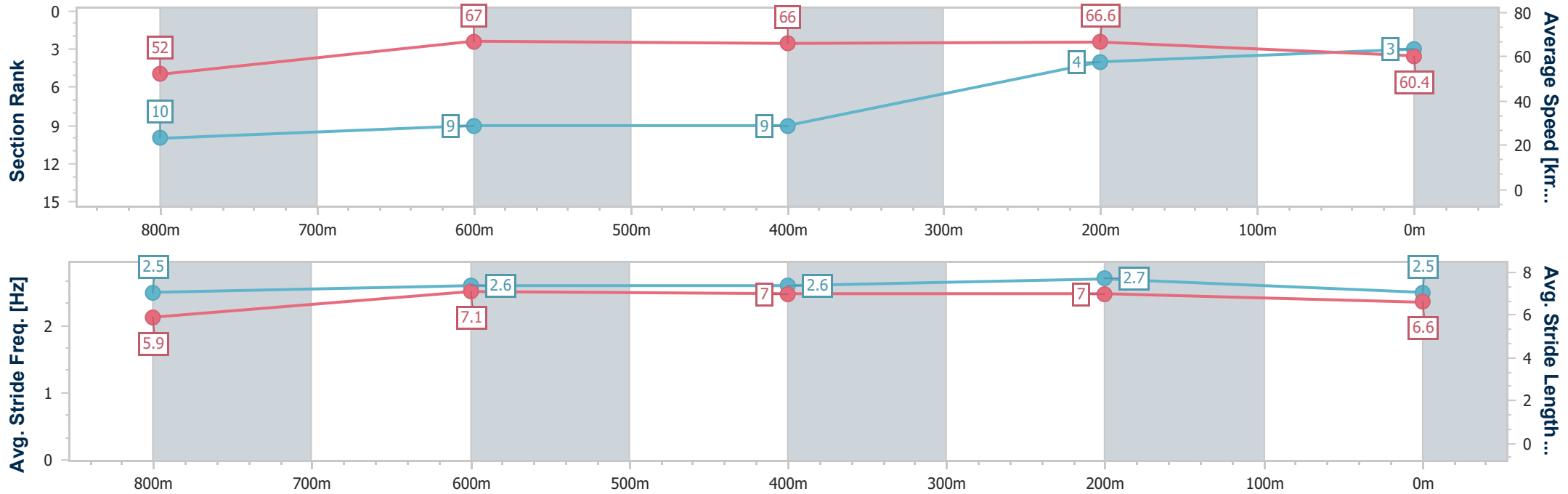
Sunshine Coast QLD Professional  
 Race 4: PICKERING BOOKKEEPING & ACCOUNTING  
 SERVICES BENCHMARK 58 Handicap - 1000m



02 February 2024 - 19:39

Track Rating: Soft 7, Weather: Fine, Rail Position: +6m

Section	Overall	800m	600m	400m	200m
Section Times	0:58.56 [3] (0:13.88)	0:44.68 [10] (0:10.84)	0:33.84 [9] (0:11.10)	0:22.74 [9] (0:10.83)	0:11.91 [4] (0:11.91)
Average Speed [km/h]	52.0	67.0	66.0	66.6	60.4
Top Speed [km/h]	67.1	68.2	67.0	67.4	65.2
Avg. Dist. to Rail [m]	8.4	2.8	3.2	7.5	6.8
Avg. Stride Freq. [Hz]	2.5	2.6	2.6	2.7	2.5
Avg. Stride Length [m]	5.9	7.1	7.0	7.0	6.6



- [ ] Ranking at each section and finish
- .-.- No data available at this section
- NA No data available



Horse/Jockey Name	Xerri
Final Rank	4
Fastest Section Time (Section)	0:10.73 (800m)
Top Speed [km/h] (Section)	69.7 (800m)
Race State	Finished



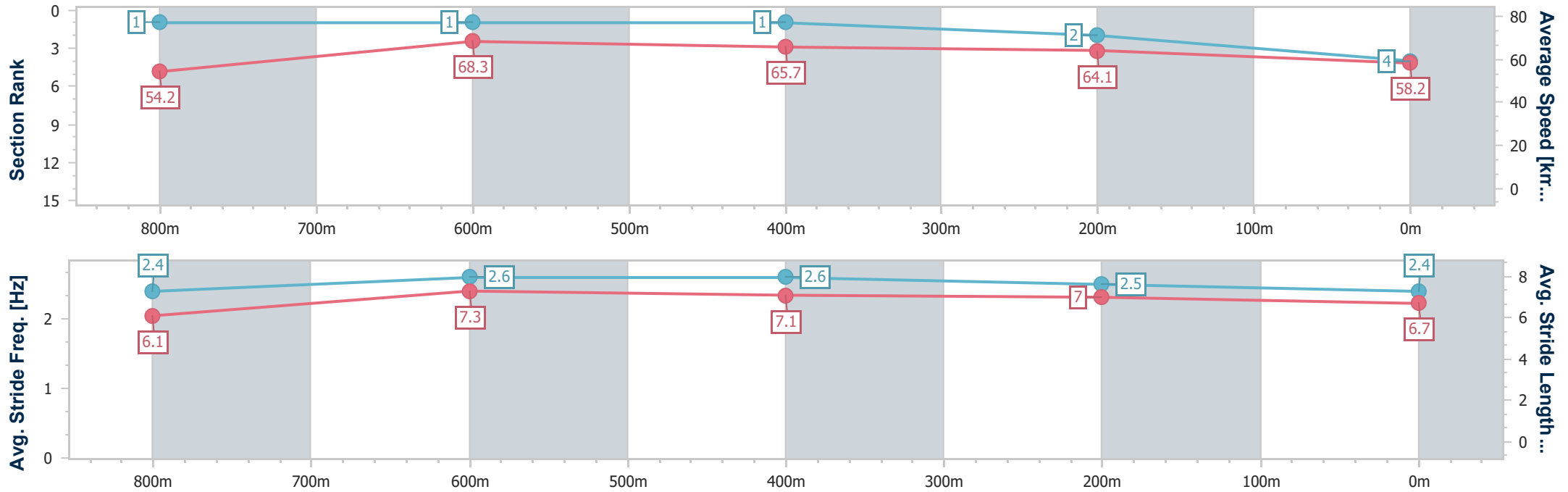
Sunshine Coast QLD Professional  
 Race 4: PICKERING BOOKKEEPING & ACCOUNTING  
 SERVICES BENCHMARK 58 Handicap - 1000m



02 February 2024 - 19:39

Track Rating: Soft 7, Weather: Fine, Rail Position: +6m

Section	Overall	800m	600m	400m	200m
Section Times	0:58.70 [4] (0:13.34)	0:45.36 [1] (0:10.73)	0:34.63 [1] (0:11.04)	0:23.59 [1] (0:11.24)	0:12.35 [2] (0:12.35)
Average Speed [km/h]	54.2	68.3	65.7	64.1	58.2
Top Speed [km/h]	68.9	69.7	67.4	64.9	62.5
Avg. Dist. to Rail [m]	9.2	4.6	1.5	1.5	1.1
Avg. Stride Freq. [Hz]	2.4	2.6	2.6	2.5	2.4
Avg. Stride Length [m]	6.1	7.3	7.1	7.0	6.7



- [ ] Ranking at each section and finish
- .-.- No data available at this section
- NA No data available



Horse/Jockey Name	Super Zamboni
Final Rank	4
Fastest Section Time (Section)	0:10.90 (400m)
Top Speed [km/h] (Section)	67.6 (800m)
Race State	Finished



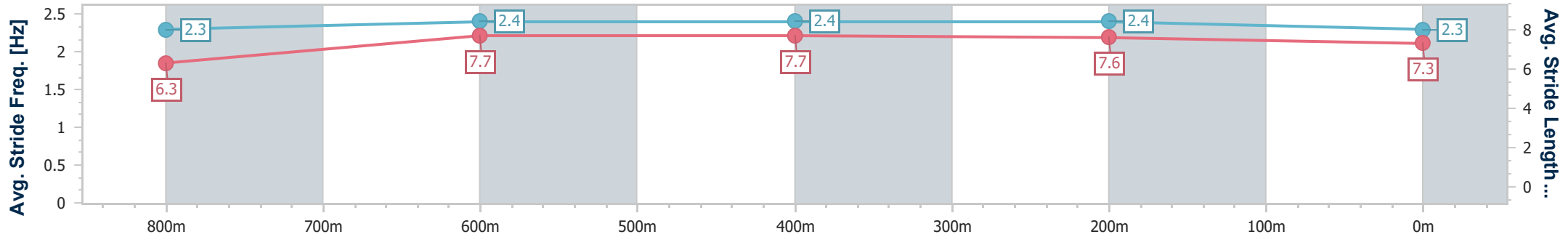
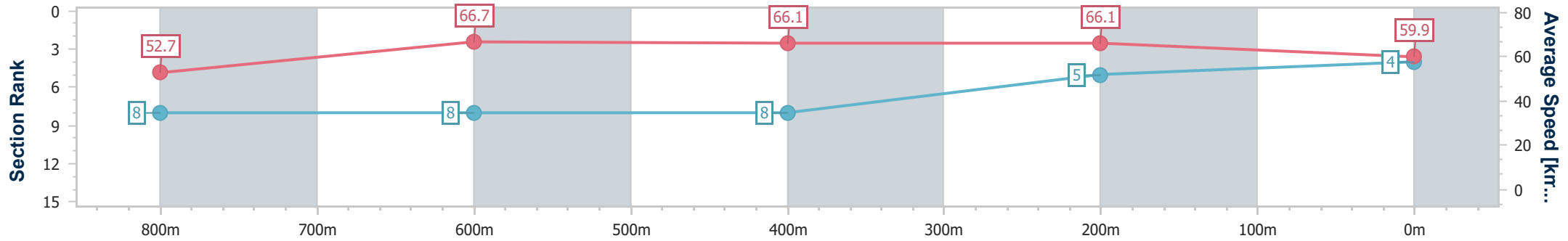
Sunshine Coast QLD Professional  
 Race 4: PICKERING BOOKKEEPING & ACCOUNTING  
 SERVICES BENCHMARK 58 Handicap - 1000m



02 February 2024 - 19:39

Track Rating: Soft 7, Weather: Fine, Rail Position: +6m

Section	Overall	800m	600m	400m	200m
Section Times	0:58.70 [4] (0:13.68)	0:45.02 [8] (0:10.95)	0:34.07 [8] (0:11.16)	0:22.91 [8] (0:10.90)	0:12.01 [5] (0:12.01)
Average Speed [km/h]	52.7	66.7	66.1	66.1	59.9
Top Speed [km/h]	66.7	67.6	66.9	67.5	64.3
Avg. Dist. to Rail [m]	7.6	3.6	4.3	7.2	7.9
Avg. Stride Freq. [Hz]	2.3	2.4	2.4	2.4	2.3
Avg. Stride Length [m]	6.3	7.7	7.7	7.6	7.3



- [ ] Ranking at each section and finish
- .-.- No data available at this section
- NA No data available



Horse/Jockey Name	Tantrums
Final Rank	6
Fastest Section Time (Section)	0:11.06 (600m)
Top Speed [km/h] (Section)	66.6 (800m)
Race State	Finished



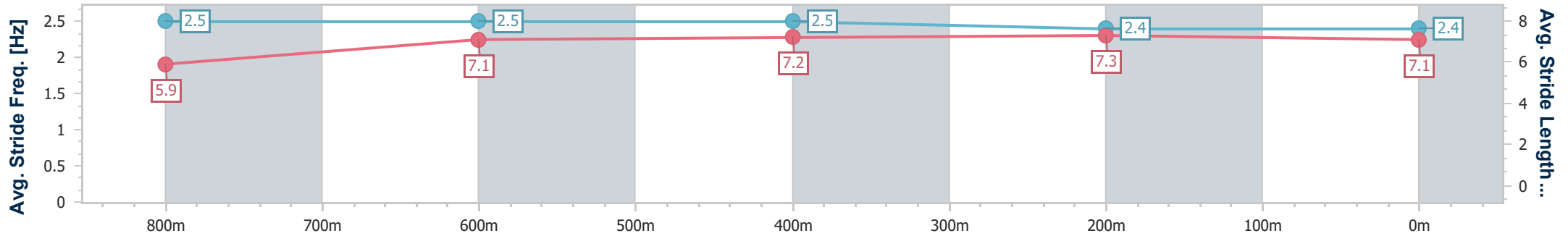
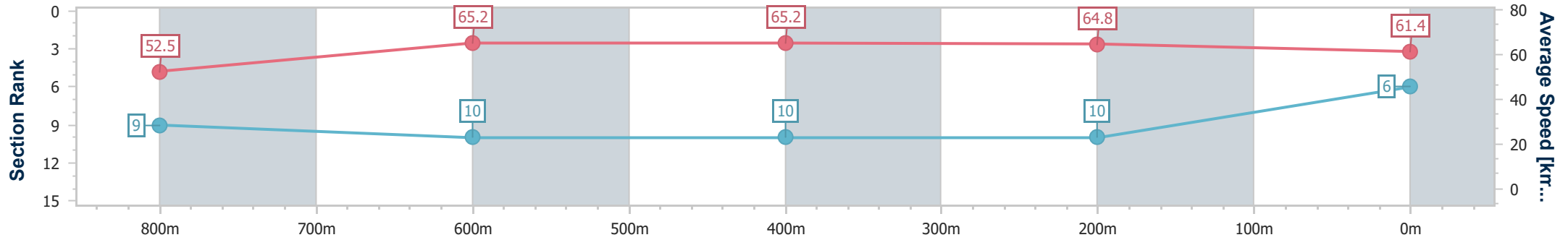
Sunshine Coast QLD Professional  
 Race 4: PICKERING BOOKKEEPING & ACCOUNTING  
 SERVICES BENCHMARK 58 Handicap - 1000m



02 February 2024 - 19:39

Track Rating: Soft 7, Weather: Fine, Rail Position: +6m

Section	Overall	800m	600m	400m	200m
Section Times	0:58.75 [6] (0:13.74)	0:45.01 [9] (0:11.07)	0:33.94 [10] (0:11.06)	0:22.88 [10] (0:11.11)	0:11.77 [10] (0:11.77)
Average Speed [km/h]	52.5	65.2	65.2	64.8	61.4
Top Speed [km/h]	65.7	66.6	66.0	66.6	64.7
Avg. Dist. to Rail [m]	3.8	1.3	0.8	2.5	4.7
Avg. Stride Freq. [Hz]	2.5	2.5	2.5	2.4	2.4
Avg. Stride Length [m]	5.9	7.1	7.2	7.3	7.1



- [ ] Ranking at each section and finish
- .-.- No data available at this section
- NA No data available





Horse/Jockey Name	Constant Cafe
Final Rank	7
Fastest Section Time (Section)	0:10.93 (800m)
Top Speed [km/h] (Section)	67.1 (800m)
Race State	Finished



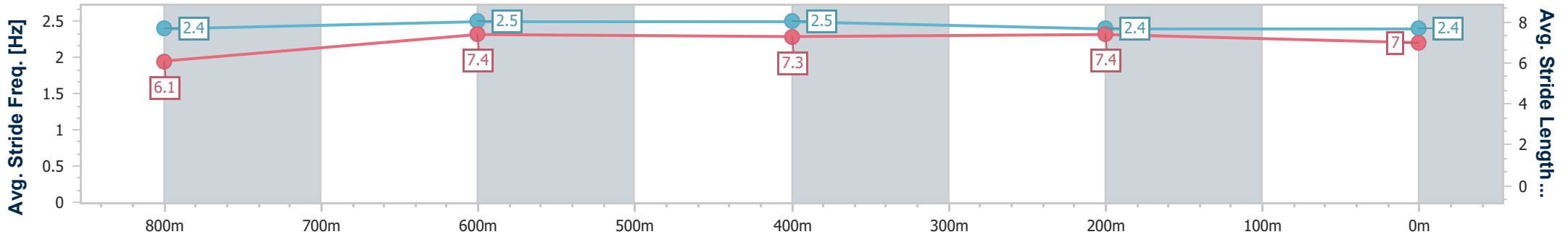
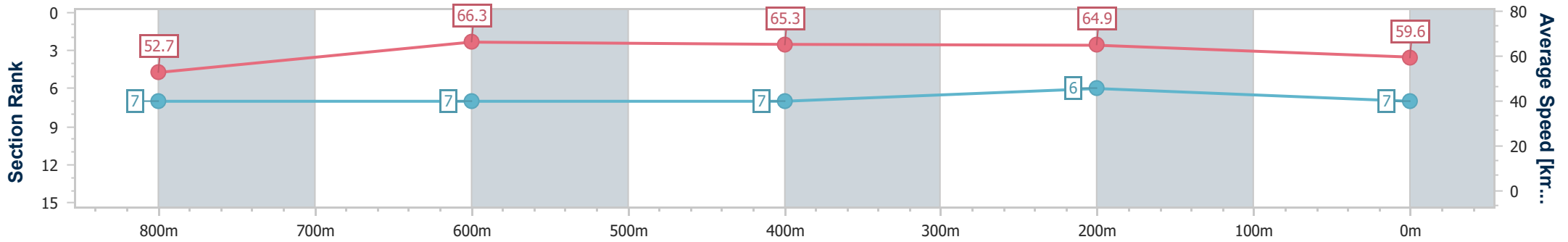
Sunshine Coast QLD Professional  
 Race 4: PICKERING BOOKKEEPING & ACCOUNTING  
 SERVICES BENCHMARK 58 Handicap - 1000m



02 February 2024 - 19:39

Track Rating: Soft 7, Weather: Fine, Rail Position: +6m

Section	Overall	800m	600m	400m	200m
Section Times	0:58.84 [7] (0:13.64)	0:45.20 [7] (0:10.93)	0:34.27 [7] (0:11.07)	0:23.20 [7] (0:11.10)	0:12.10 [6] (0:12.10)
Average Speed [km/h]	52.7	66.3	65.3	64.9	59.6
Top Speed [km/h]	66.3	67.1	65.9	66.1	62.7
Avg. Dist. to Rail [m]	4.6	1.5	0.9	1.7	2.0
Avg. Stride Freq. [Hz]	2.4	2.5	2.5	2.4	2.4
Avg. Stride Length [m]	6.1	7.4	7.3	7.4	7.0



- [ ] Ranking at each section and finish
- .-.- No data available at this section
- NA No data available



Horse/Jockey Name	Barbary Royale
Final Rank	8
Fastest Section Time (Section)	0:10.92 (800m)
Top Speed [km/h] (Section)	67.3 (800m)
Race State	Finished



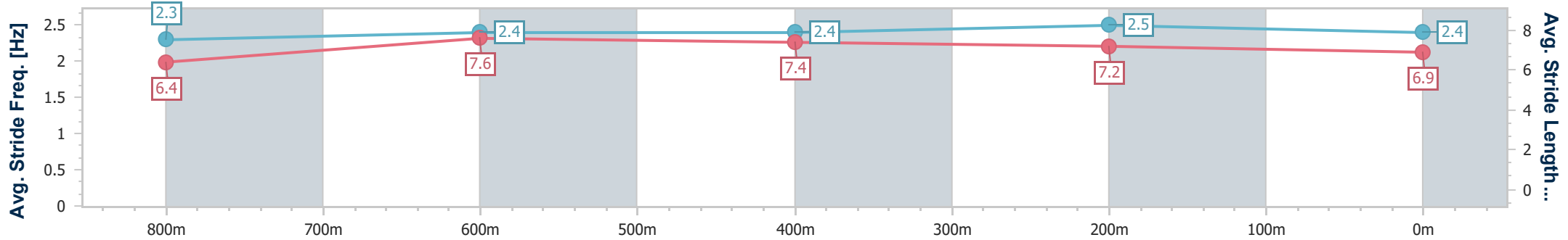
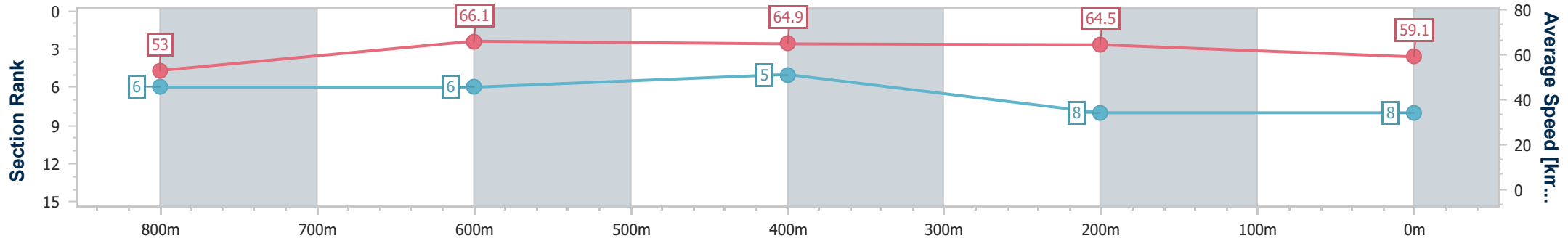
Sunshine Coast QLD Professional  
 Race 4: PICKERING BOOKKEEPING & ACCOUNTING  
 SERVICES BENCHMARK 58 Handicap - 1000m



02 February 2024 - 19:39

Track Rating: Soft 7, Weather: Fine, Rail Position: +6m

Section	Overall	800m	600m	400m	200m
Section Times	0:58.96 [8] (0:13.59)	0:45.37 [6] (0:10.92)	0:34.45 [6] (0:11.07)	0:23.38 [5] (0:11.18)	0:12.20 [8] (0:12.20)
Average Speed [km/h]	53.0	66.1	64.9	64.5	59.1
Top Speed [km/h]	65.7	67.3	65.8	65.5	62.7
Avg. Dist. to Rail [m]	2.0	0.9	0.4	1.2	0.7
Avg. Stride Freq. [Hz]	2.3	2.4	2.4	2.5	2.4
Avg. Stride Length [m]	6.4	7.6	7.4	7.2	6.9



- [ ] Ranking at each section and finish
- .-.- No data available at this section
- NA No data available



Horse/Jockey Name	Yidabah
Final Rank	9
Fastest Section Time (Section)	0:10.82 (800m)
Top Speed [km/h] (Section)	68.9 (800m)
Race State	Finished



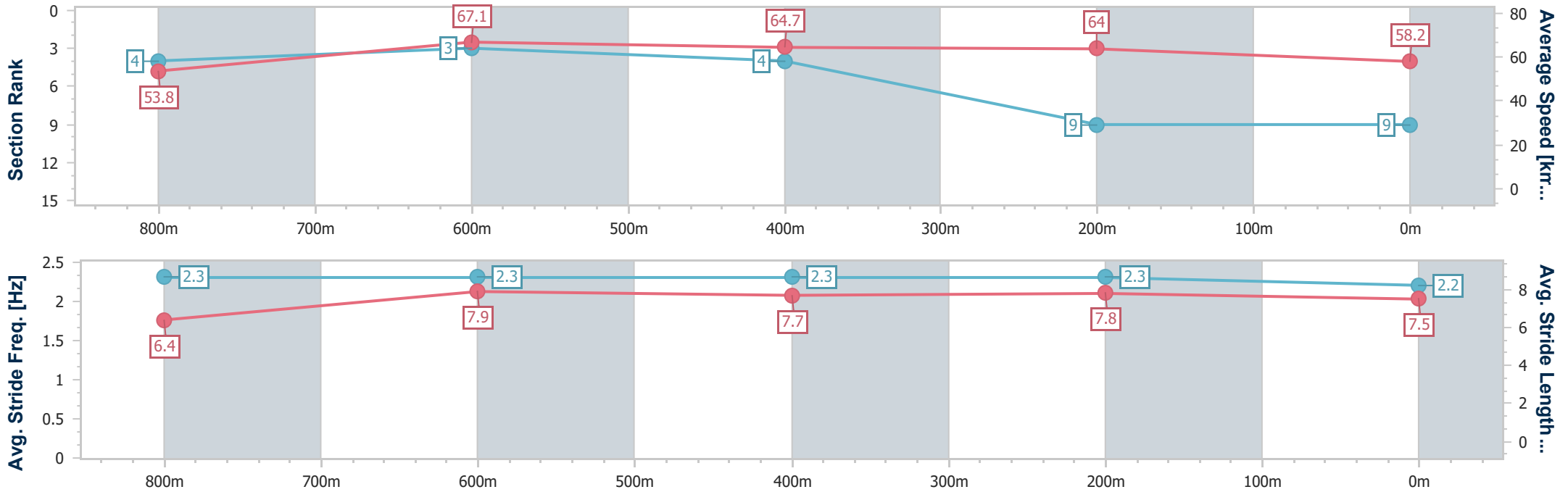
Sunshine Coast QLD Professional  
 Race 4: PICKERING BOOKKEEPING & ACCOUNTING  
 SERVICES BENCHMARK 58 Handicap - 1000m



02 February 2024 - 19:39

Track Rating: Soft 7, Weather: Fine, Rail Position: +6m

Section	Overall	800m	600m	400m	200m
Section Times	0:59.13 [9] (0:13.43)	0:45.70 [4] (0:10.82)	0:34.88 [3] (0:11.26)	0:23.62 [4] (0:11.25)	0:12.37 [9] (0:12.37)
Average Speed [km/h]	53.8	67.1	64.7	64.0	58.2
Top Speed [km/h]	68.3	68.9	67.4	66.4	61.2
Avg. Dist. to Rail [m]	6.4	2.2	2.6	3.3	2.9
Avg. Stride Freq. [Hz]	2.3	2.3	2.3	2.3	2.2
Avg. Stride Length [m]	6.4	7.9	7.7	7.8	7.5



- [ ] Ranking at each section and finish
- .-.- No data available at this section
- NA No data available



Horse/Jockey Name	Artie Pantz
Final Rank	10
Fastest Section Time (Section)	0:11.06 (800m)
Top Speed [km/h] (Section)	68.7 (600m)
Race State	Finished



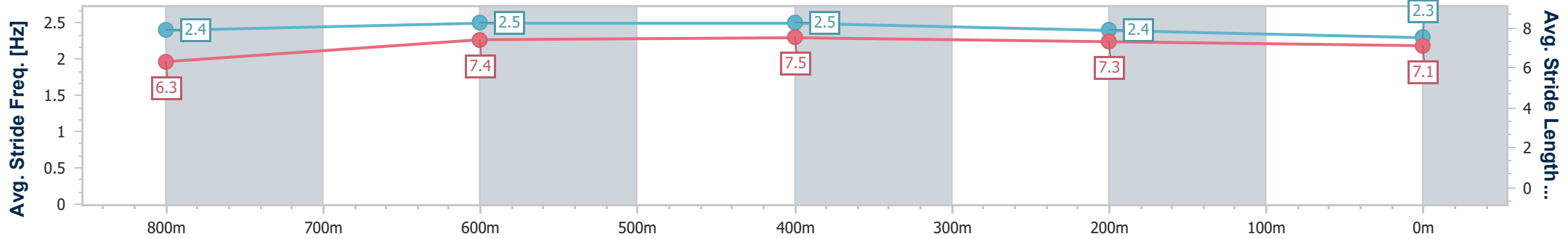
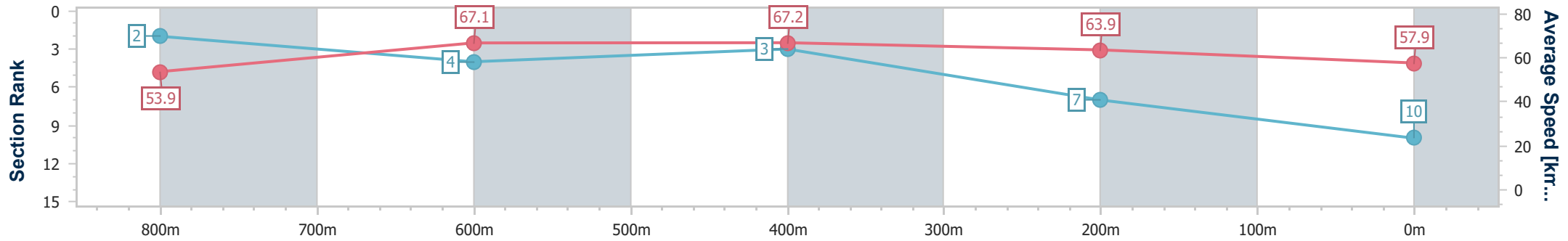
Sunshine Coast QLD Professional  
 Race 4: PICKERING BOOKKEEPING & ACCOUNTING  
 SERVICES BENCHMARK 58 Handicap - 1000m



02 February 2024 - 19:39

Track Rating: Soft 7, Weather: Fine, Rail Position: +6m

Section	Overall	800m	600m	400m	200m
Section Times	0:59.17 [10] (0:13.35)	0:45.82 [2] (0:11.06)	0:34.76 [4] (0:11.07)	0:23.69 [3] (0:11.27)	0:12.42 [7] (0:12.42)
Average Speed [km/h]	53.9	67.1	67.2	63.9	57.9
Top Speed [km/h]	67.7	68.6	68.7	66.7	61.0
Avg. Dist. to Rail [m]	8.0	7.2	5.9	5.1	3.5
Avg. Stride Freq. [Hz]	2.4	2.5	2.5	2.4	2.3
Avg. Stride Length [m]	6.3	7.4	7.5	7.3	7.1



- [ ] Ranking at each section and finish
- .-.- No data available at this section
- NA No data available



Horse/Jockey Name	Mussel Lines
Final Rank	11
Fastest Section Time (Section)	0:11.09 (800m)
Top Speed [km/h] (Section)	66.1 (800m)
Race State	Finished



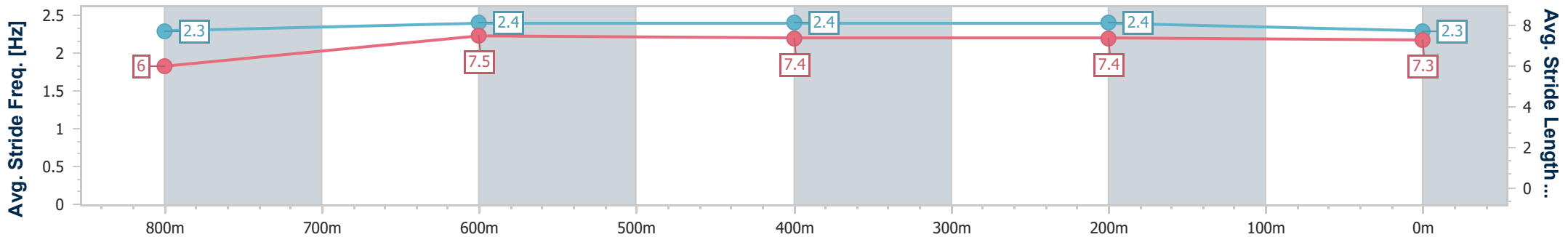
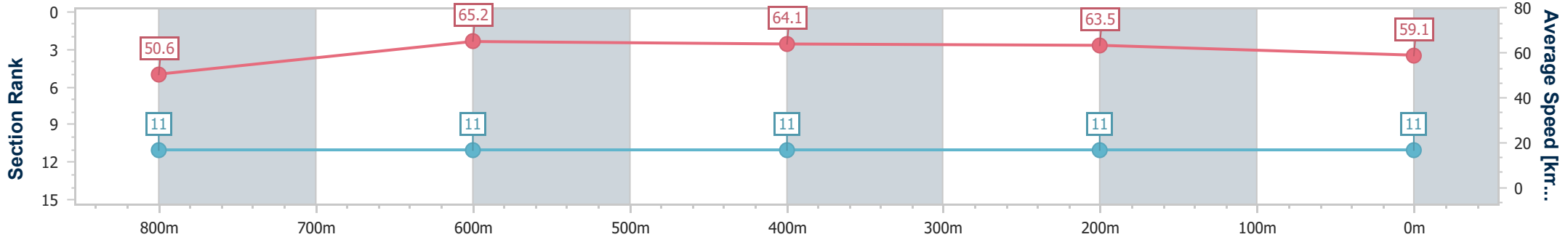
Sunshine Coast QLD Professional  
 Race 4: PICKERING BOOKKEEPING & ACCOUNTING  
 SERVICES BENCHMARK 58 Handicap - 1000m



02 February 2024 - 19:39

Track Rating: Soft 7, Weather: Fine, Rail Position: +6m

Section	Overall	800m	600m	400m	200m
Section Times	1:00.18 [11] (0:14.22)	0:45.96 [11] (0:11.09)	0:34.87 [11] (0:11.32)	0:23.55 [11] (0:11.32)	0:12.23 [11] (0:12.23)
Average Speed [km/h]	50.6	65.2	64.1	63.5	59.1
Top Speed [km/h]	65.4	66.1	65.1	65.6	61.5
Avg. Dist. to Rail [m]	10.3	2.0	1.0	6.9	8.0
Avg. Stride Freq. [Hz]	2.3	2.4	2.4	2.4	2.3
Avg. Stride Length [m]	6.0	7.5	7.4	7.4	7.3



- [ ] Ranking at each section and finish
- .-.- No data available at this section
- NA No data available