



# Sunshine Coast QLD Professional

## Race 5: TAB 100'S & 1000'S BENCHMARK 78 HANDICAP - 1000m

02 February 2024 - 20:08



Track Rating: Soft 7, Weather: Fine, Rail Position: +6m

Section											Last 600m		
Field Times		Overall	800m	600m	400m	200m							
		0:57.55 (0:12.94)	0:44.61 (0:10.63)	0:33.98 (0:11.00)	0:22.98 (0:11.01)	0:11.97 (0:11.97)						0:33.98	
Rank	TAB	Horse/Jockey	Barrier	Top Speed [km/h]	Fastest Section	Overall	800m	600m	400m	200m	Margin	Last 600m	Distance Travelled [m]
1	15	<b>OUTWEIGHED</b> Sean Cormack	18	70.8 800m	0:10.54 800m	0:57.55 [1] (0:13.03)	0:44.52 [2] (0:10.54)	0:33.98 [1] (0:11.00)	0:22.98 [1] (0:11.01)	0:11.97 [1] (0:11.97)	0:57.55	0:33.98	
2	14	<b>HAKKAI MARU</b> Robbie Dolan	10	69.0 800m	0:10.73 400m	0:57.64 [2] (0:13.32)	0:44.32 [5] (0:10.95)	0:33.37 [6] (0:10.98)	0:22.39 [7] (0:10.73)	0:11.66 [3] (0:11.66)	0.4L	0:33.37	+3
3	9	<b>JEMELDI</b> Kyle Wilson-Taylor	3	70.4 800m	0:10.56 800m	0:57.83 [3] (0:13.25)	0:44.58 [4] (0:10.56)	0:34.02 [3] (0:10.99)	0:23.03 [2] (0:10.96)	0:12.07 [2] (0:12.07)	1.4L	0:34.02	-3
4	3	<b>KAVAK</b> Mark Du Plessis	6	70.8 800m	0:10.60 800m	0:57.90 [4] (0:13.45)	0:44.45 [7] (0:10.60)	0:33.85 [5] (0:11.02)	0:22.83 [3] (0:11.00)	0:11.83 [5] (0:11.83)	1.7L	0:33.85	-1
5	16	<b>ROLL UP</b> James Orman	14	68.5 400m	0:10.75 400m	0:57.90 [5] (0:13.49)	0:44.41 [8] (0:11.17)	0:33.24 [12] (0:10.91)	0:22.33 [12] (0:10.75)	0:11.58 [9] (0:11.58)	1.8L	0:33.24	+2
6	4	<b>RALPHIE</b> Boris Thornton	8	68.1 800m	0:10.70 600m	0:57.99 [6] (0:13.85)	0:44.14 [12] (0:10.78)	0:33.36 [11] (0:10.70)	0:22.66 [8] (0:10.87)	0:11.79 [7] (0:11.79)	2.2L	0:33.36	-4
7	1	<b>KANAZAWA</b> Emily Lang	13	69.0 400m	0:10.69 400m	0:58.04 [7] (0:13.44)	0:44.60 [6] (0:11.02)	0:33.58 [9] (0:10.91)	0:22.67 [9] (0:10.69)	0:11.98 [4] (0:11.98)	2.4L	0:33.58	+2
8	2	<b>NED'S GULLY</b> Paul Hamblin	7	69.6 800m	0:10.68 800m	0:58.29 [8] (0:13.64)	0:44.65 [10] (0:10.68)	0:33.97 [7] (0:10.91)	0:23.06 [6] (0:10.88)	0:12.18 [6] (0:12.18)	3.7L	0:33.97	-5
9	5	<b>SHAMROCK LU</b> Angela Jones	9	68.7 400m	0:10.74 400m	0:58.53 [9] (0:13.86)	0:44.67 [13] (0:11.02)	0:33.65 [13] (0:10.95)	0:22.70 [13] (0:10.74)	0:11.96 [13] (0:11.96)	5L	0:33.65	+3
10	6	<b>IMMORAL</b> Ryan Maloney	15	68.7 800m	0:10.86 600m	0:58.56 [10] (0:13.67)	0:44.89 [11] (0:10.87)	0:34.02 [10] (0:10.86)	0:23.16 [10] (0:11.07)	0:12.09 [11] (0:12.09)	5.2L	0:34.02	-3

Scratched: Fetch (#8), Mr Galazi (#10), Captain Fox (#12), Latenighttoughguy (#17), Bring Me Kash (#18)

[ ] Ranking at each section and finish  
 -:-:- No data available at this section  
 NA No data available

SCN Saddle cloth number  
 DNF Did not finish  
 DNT Did not track



# Sunshine Coast QLD Professional

## Race 5: TAB 100'S & 1000'S BENCHMARK 78 HANDICAP - 1000m

02 February 2024 - 20:08



Track Rating: Soft 7, Weather: Fine, Rail Position: +6m

Section		Overall	800m	600m	400m	200m	Last 600m					
Field Times		0:57.55 (0:12.94)	0:44.61 (0:10.63)	0:33.98 (0:11.00)	0:22.98 (0:11.01)	0:11.97 (0:11.97)	0:33.98					
Rank	TAB Horse/Jockey	Barrier	Top Speed [km/h]	Fastest Section	Margin					Distance Travelled [m]		
11	7 KOOLED Georgina Cartwright	2	69.3 800m	0:10.86 800m	0:58.63 [11] (0:12.94)	0:45.69 [1] (0:10.86)	0:34.83 [2] (0:11.27)	0:23.56 [4] (0:11.21)	0:12.35 [8] (0:12.35)	5.5L	0:34.83	+1
12	11 ZINGALONG Dale Smith	16	68.9 800m	0:10.83 800m	0:58.73 [12] (0:13.19)	0:45.54 [3] (0:10.83)	0:34.71 [4] (0:11.16)	0:23.55 [5] (0:11.20)	0:12.35 [10] (0:12.35)	6L	0:34.71	+0
13	13 RUBINOCCHI Jim Byrne	11	68.6 800m	0:10.82 800m	0:59.07 [13] (0:13.52)	0:45.55 [9] (0:10.82)	0:34.73 [8] (0:11.09)	0:23.64 [11] (0:11.07)	0:12.57 [12] (0:12.57)	7.8L	0:34.73	+1

Scratched: Fetch (#8), Mr Galazi (#10), Captain Fox (#12), Latenighttoughguy (#17), Bring Me Kash (#18)

[ ] Ranking at each section and finish  
 -:-:- No data available at this section  
 NA No data available

SCN Saddle cloth number  
 DNF Did not finish  
 DNT Did not track



Horse/Jockey Name	Outweighed
Final Rank	1
Fastest Section Time (Section)	0:10.54 (800m)
Top Speed [km/h] (Section)	70.8 (800m)
Race State	Finished



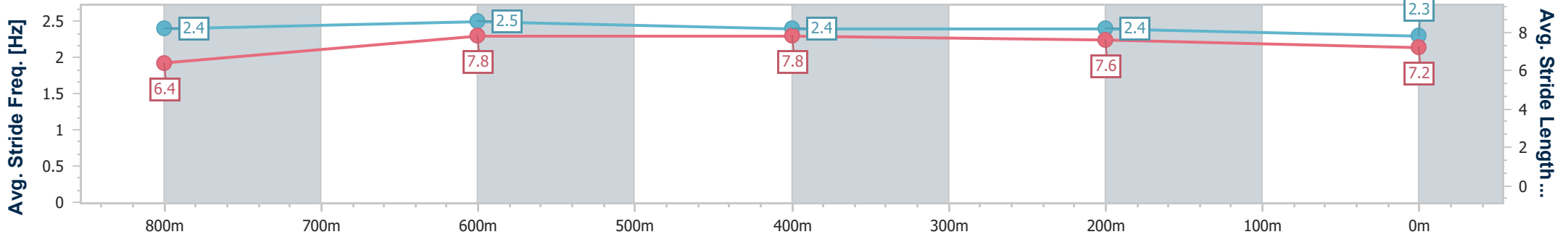
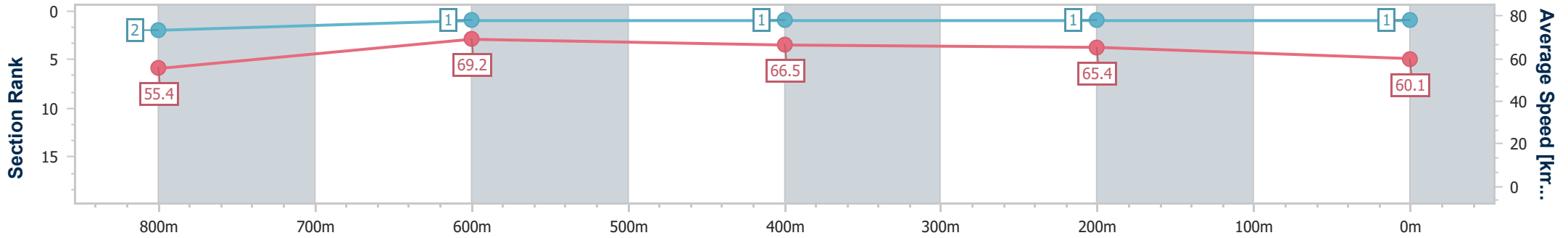
Sunshine Coast QLD Professional  
Race 5: TAB 100'S & 1000'S BENCHMARK 78 HANDICAP - 1000m



02 February 2024 - 20:08

Track Rating: Soft 7, Weather: Fine, Rail Position: +6m

Section	Overall	800m	600m	400m	200m
Section Times	0:57.55 [1] (0:13.03)	0:44.52 [2] (0:10.54)	0:33.98 [1] (0:11.00)	0:22.98 [1] (0:11.01)	0:11.97 [1] (0:11.97)
Average Speed [km/h]	55.4	69.2	66.5	65.4	60.1
Top Speed [km/h]	70.7	70.8	67.9	67.9	63.9
Avg. Dist. to Rail [m]	11.6	3.3	2.8	5.1	3.4
Avg. Stride Freq. [Hz]	2.4	2.5	2.4	2.4	2.3
Avg. Stride Length [m]	6.4	7.8	7.8	7.6	7.2



- [ ] Ranking at each section and finish
- .-.- No data available at this section
- NA No data available



Horse/Jockey Name	Hakkai Maru
Final Rank	2
Fastest Section Time (Section)	0:10.73 (400m)
Top Speed [km/h] (Section)	69.0 (800m)
Race State	Finished



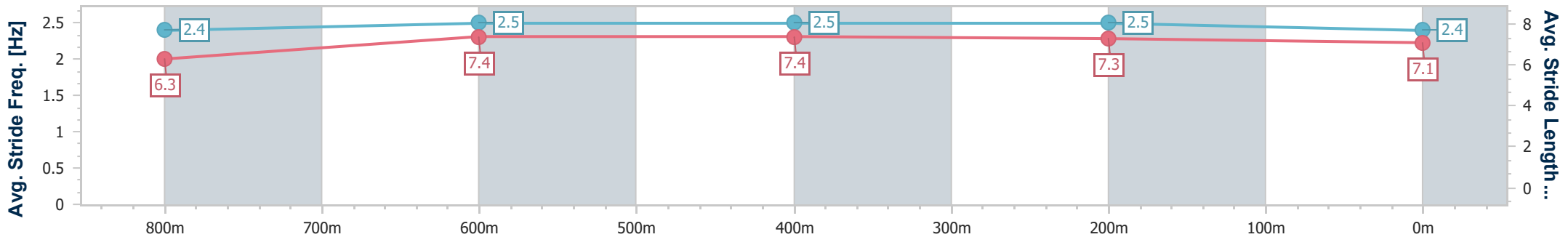
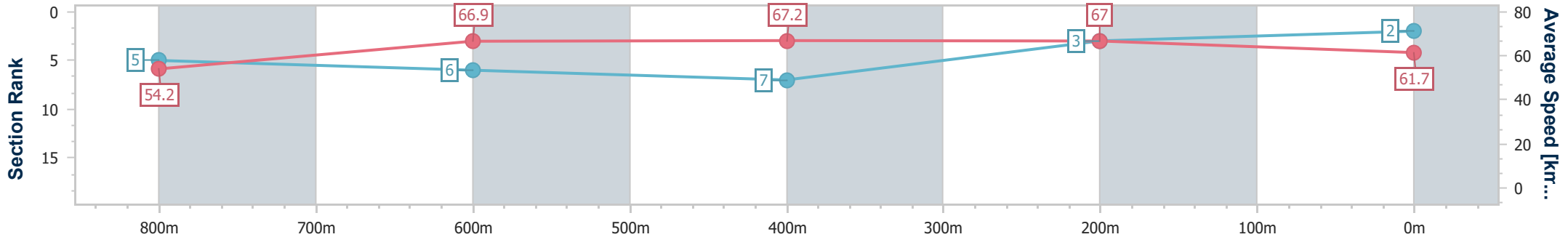
Sunshine Coast QLD Professional  
Race 5: TAB 100'S & 1000'S BENCHMARK 78 HANDICAP - 1000m



02 February 2024 - 20:08

Track Rating: Soft 7, Weather: Fine, Rail Position: +6m

Section	Overall	800m	600m	400m	200m
Section Times	0:57.64 [2] (0:13.32)	0:44.32 [5] (0:10.95)	0:33.37 [6] (0:10.98)	0:22.39 [7] (0:10.73)	0:11.66 [3] (0:11.66)
Average Speed [km/h]	54.2	66.9	67.2	67.0	61.7
Top Speed [km/h]	66.8	69.0	68.2	68.3	65.4
Avg. Dist. to Rail [m]	7.0	4.5	4.0	6.5	5.4
Avg. Stride Freq. [Hz]	2.4	2.5	2.5	2.5	2.4
Avg. Stride Length [m]	6.3	7.4	7.4	7.3	7.1



- [ ] Ranking at each section and finish
- .-.- No data available at this section
- NA No data available



Horse/Jockey Name	Jemeldi
Final Rank	3
Fastest Section Time (Section)	0:10.56 (800m)
Top Speed [km/h] (Section)	70.4 (800m)
Race State	Finished



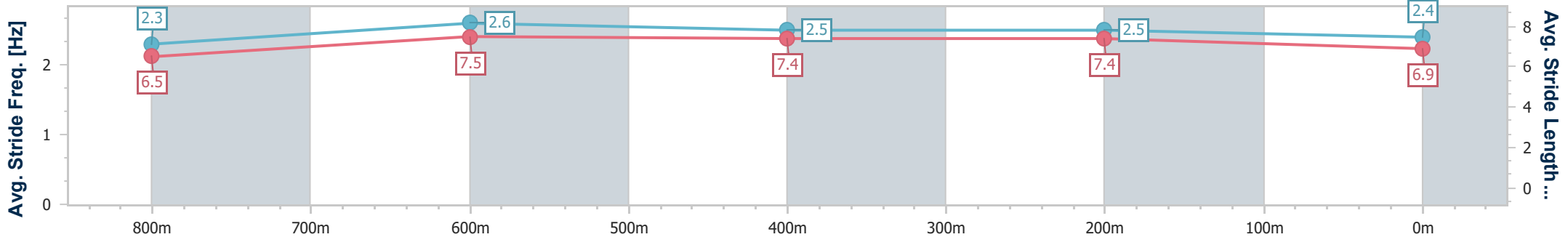
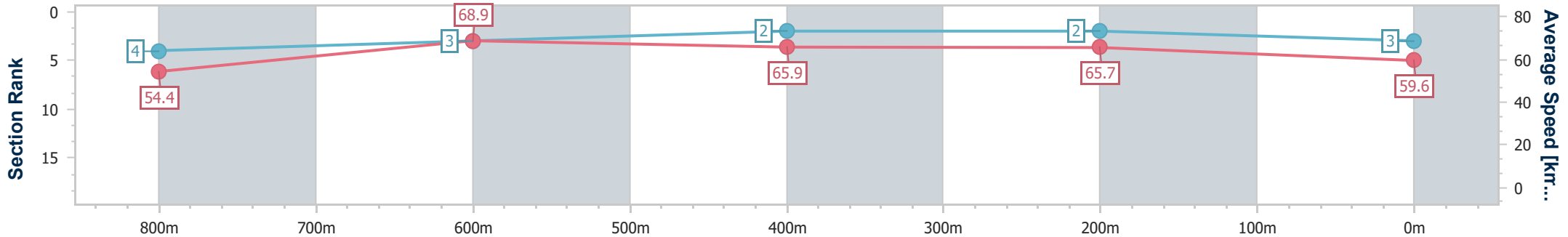
Sunshine Coast QLD Professional  
Race 5: TAB 100'S & 1000'S BENCHMARK 78 HANDICAP - 1000m



02 February 2024 - 20:08

Track Rating: Soft 7, Weather: Fine, Rail Position: +6m

Section	Overall	800m	600m	400m	200m
Section Times	0:57.83 [3] (0:13.25)	0:44.58 [4] (0:10.56)	0:34.02 [3] (0:10.99)	0:23.03 [2] (0:10.96)	0:12.07 [2] (0:12.07)
Average Speed [km/h]	54.4	68.9	65.9	65.7	59.6
Top Speed [km/h]	70.0	70.4	67.3	66.3	64.3
Avg. Dist. to Rail [m]	4.2	2.6	0.8	3.3	3.6
Avg. Stride Freq. [Hz]	2.3	2.6	2.5	2.5	2.4
Avg. Stride Length [m]	6.5	7.5	7.4	7.4	6.9



- [ ] Ranking at each section and finish
- .-.- No data available at this section
- NA No data available



Horse/Jockey Name	Kavak
Final Rank	4
Fastest Section Time (Section)	0:10.60 (800m)
Top Speed [km/h] (Section)	70.8 (800m)
Race State	Finished



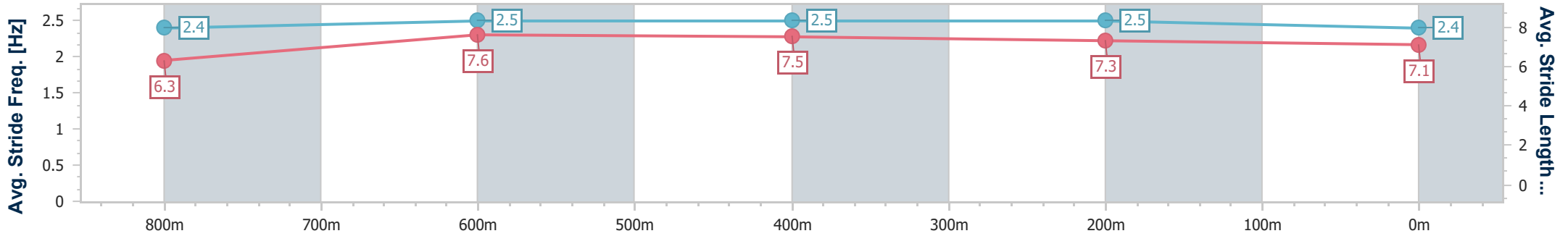
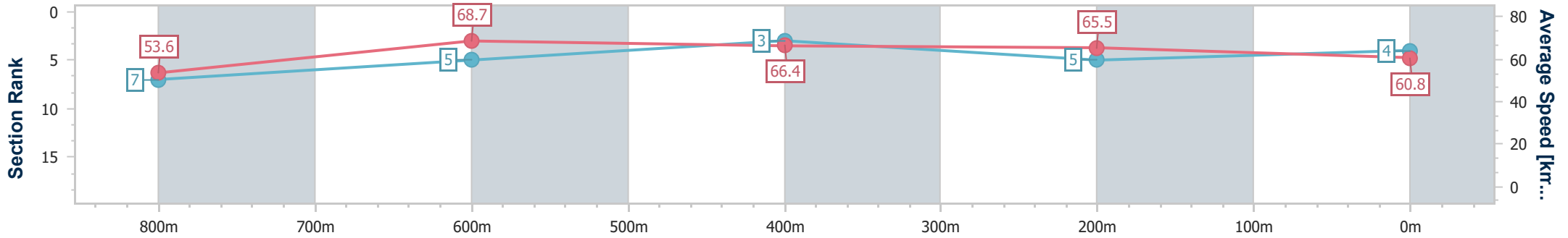
Sunshine Coast QLD Professional  
Race 5: TAB 100'S & 1000'S BENCHMARK 78 HANDICAP - 1000m



02 February 2024 - 20:08

Track Rating: Soft 7, Weather: Fine, Rail Position: +6m

Section	Overall	800m	600m	400m	200m
Section Times	0:57.90 [4] (0:13.45)	0:44.45 [7] (0:10.60)	0:33.85 [5] (0:11.02)	0:22.83 [3] (0:11.00)	0:11.83 [5] (0:11.83)
Average Speed [km/h]	53.6	68.7	66.4	65.5	60.8
Top Speed [km/h]	70.6	70.8	69.5	69.3	65.1
Avg. Dist. to Rail [m]	4.6	2.3	2.9	7.6	4.2
Avg. Stride Freq. [Hz]	2.4	2.5	2.5	2.5	2.4
Avg. Stride Length [m]	6.3	7.6	7.5	7.3	7.1



- [ ] Ranking at each section and finish
- .-.- No data available at this section
- NA No data available



Horse/Jockey Name	Roll Up
Final Rank	5
Fastest Section Time (Section)	0:10.75 (400m)
Top Speed [km/h] (Section)	68.5 (400m)
Race State	Finished



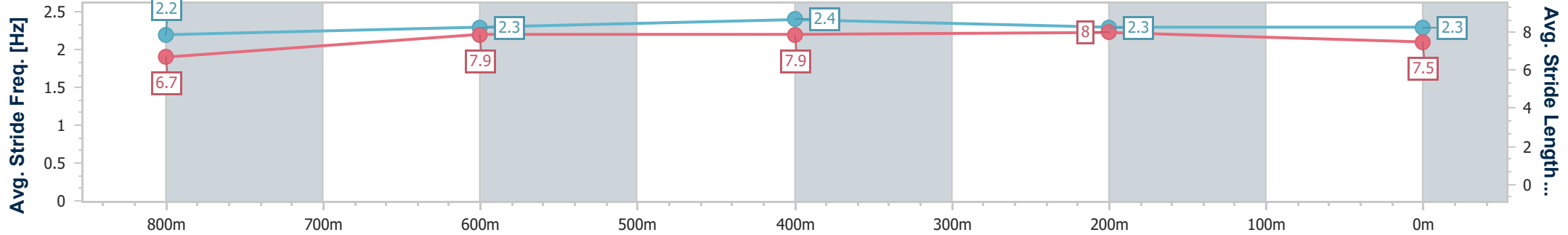
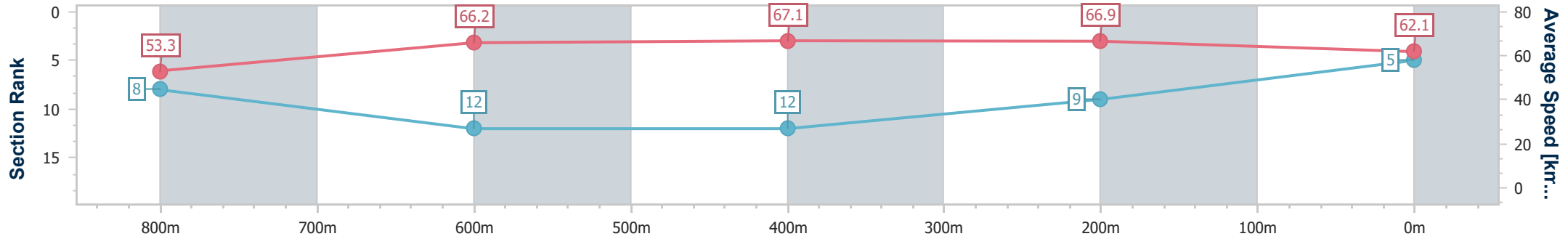
Sunshine Coast QLD Professional  
Race 5: TAB 100'S & 1000'S BENCHMARK 78 HANDICAP - 1000m



02 February 2024 - 20:08

Track Rating: Soft 7, Weather: Fine, Rail Position: +6m

Section	Overall	800m	600m	400m	200m
Section Times	0:57.90 [5] (0:13.49)	0:44.41 [8] (0:11.17)	0:33.24 [12] (0:10.91)	0:22.33 [12] (0:10.75)	0:11.58 [9] (0:11.58)
Average Speed [km/h]	53.3	66.2	67.1	66.9	62.1
Top Speed [km/h]	66.5	67.0	67.8	68.5	65.3
Avg. Dist. to Rail [m]	9.5	5.4	3.1	6.4	6.0
Avg. Stride Freq. [Hz]	2.2	2.3	2.4	2.3	2.3
Avg. Stride Length [m]	6.7	7.9	7.9	8.0	7.5



- [ ] Ranking at each section and finish
- .-.- No data available at this section
- NA No data available



Horse/Jockey Name	Ralphie
Final Rank	6
Fastest Section Time (Section)	0:10.70 (600m)
Top Speed [km/h] (Section)	68.1 (800m)
Race State	Finished



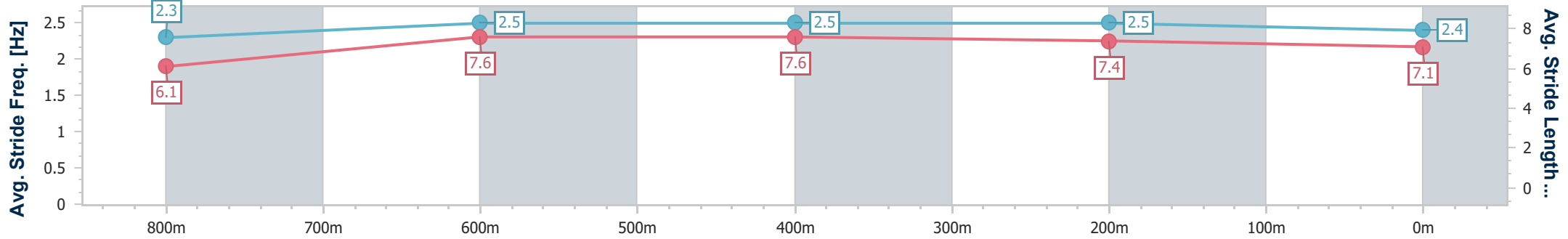
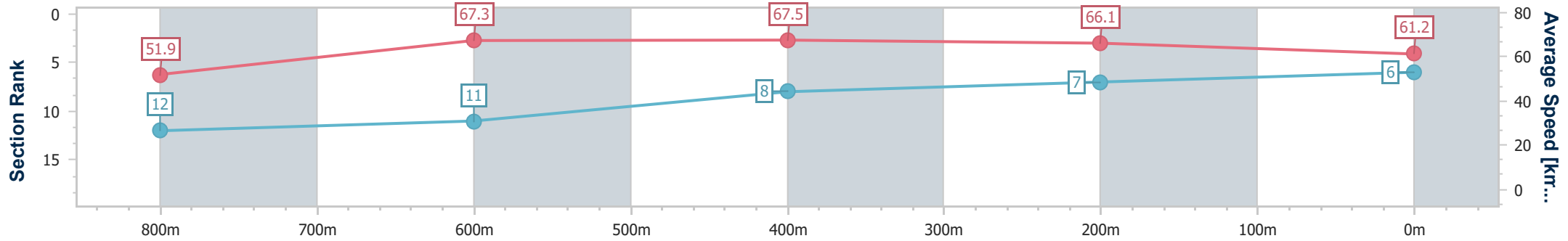
Sunshine Coast QLD Professional  
Race 5: TAB 100'S & 1000'S BENCHMARK 78 HANDICAP - 1000m



02 February 2024 - 20:08

Track Rating: Soft 7, Weather: Fine, Rail Position: +6m

Section	Overall	800m	600m	400m	200m
Section Times	0:57.99 [6] (0:13.85)	0:44.14 [12] (0:10.78)	0:33.36 [11] (0:10.70)	0:22.66 [8] (0:10.87)	0:11.79 [7] (0:11.79)
Average Speed [km/h]	51.9	67.3	67.5	66.1	61.2
Top Speed [km/h]	67.1	68.1	68.1	67.2	66.7
Avg. Dist. to Rail [m]	5.3	1.5	0.5	1.5	0.5
Avg. Stride Freq. [Hz]	2.3	2.5	2.5	2.5	2.4
Avg. Stride Length [m]	6.1	7.6	7.6	7.4	7.1



- [ ] Ranking at each section and finish
- .-.- No data available at this section
- NA No data available





Horse/Jockey Name	Kanazawa
Final Rank	7
Fastest Section Time (Section)	0:10.69 (400m)
Top Speed [km/h] (Section)	69.0 (400m)
Race State	Finished



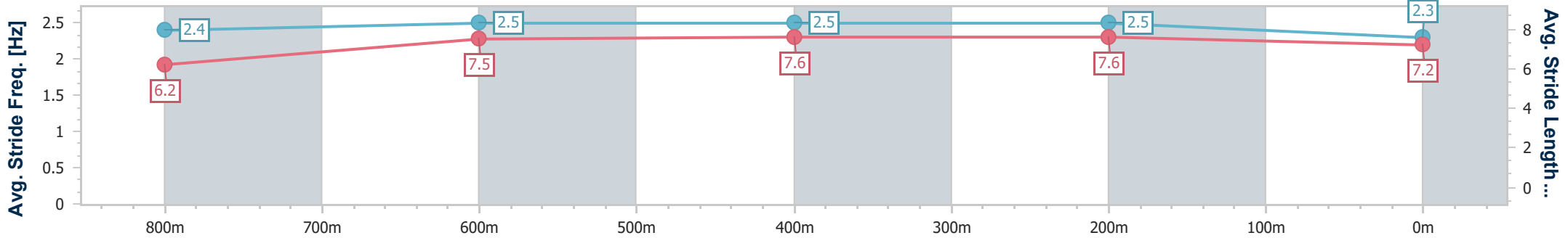
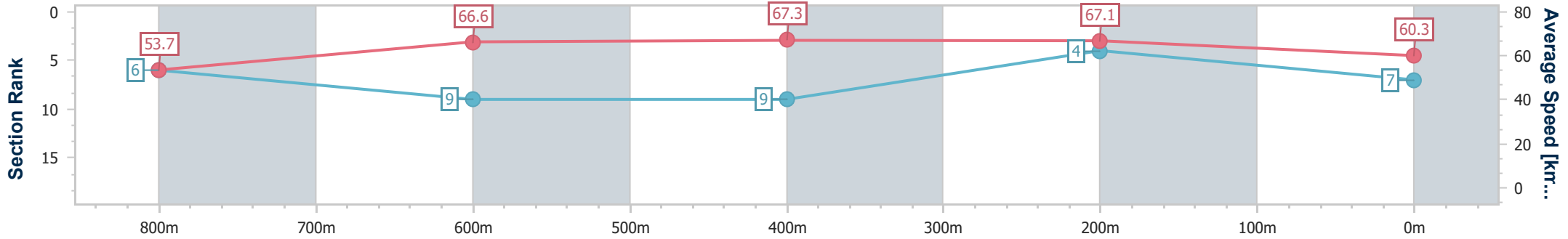
Sunshine Coast QLD Professional  
Race 5: TAB 100'S & 1000'S BENCHMARK 78 HANDICAP - 1000m



02 February 2024 - 20:08

Track Rating: Soft 7, Weather: Fine, Rail Position: +6m

Section	Overall	800m	600m	400m	200m
Section Times	0:58.04 [7] (0:13.44)	0:44.60 [6] (0:11.02)	0:33.58 [9] (0:10.91)	0:22.67 [9] (0:10.69)	0:11.98 [4] (0:11.98)
Average Speed [km/h]	53.7	66.6	67.3	67.1	60.3
Top Speed [km/h]	67.0	67.9	67.9	69.0	64.9
Avg. Dist. to Rail [m]	8.7	4.6	3.1	4.5	2.4
Avg. Stride Freq. [Hz]	2.4	2.5	2.5	2.5	2.3
Avg. Stride Length [m]	6.2	7.5	7.6	7.6	7.2



- [ ] Ranking at each section and finish
- .-.- No data available at this section
- NA No data available



Horse/Jockey Name	Ned's Gully
Final Rank	8
Fastest Section Time (Section)	0:10.68 (800m)
Top Speed [km/h] (Section)	69.6 (800m)
Race State	Finished



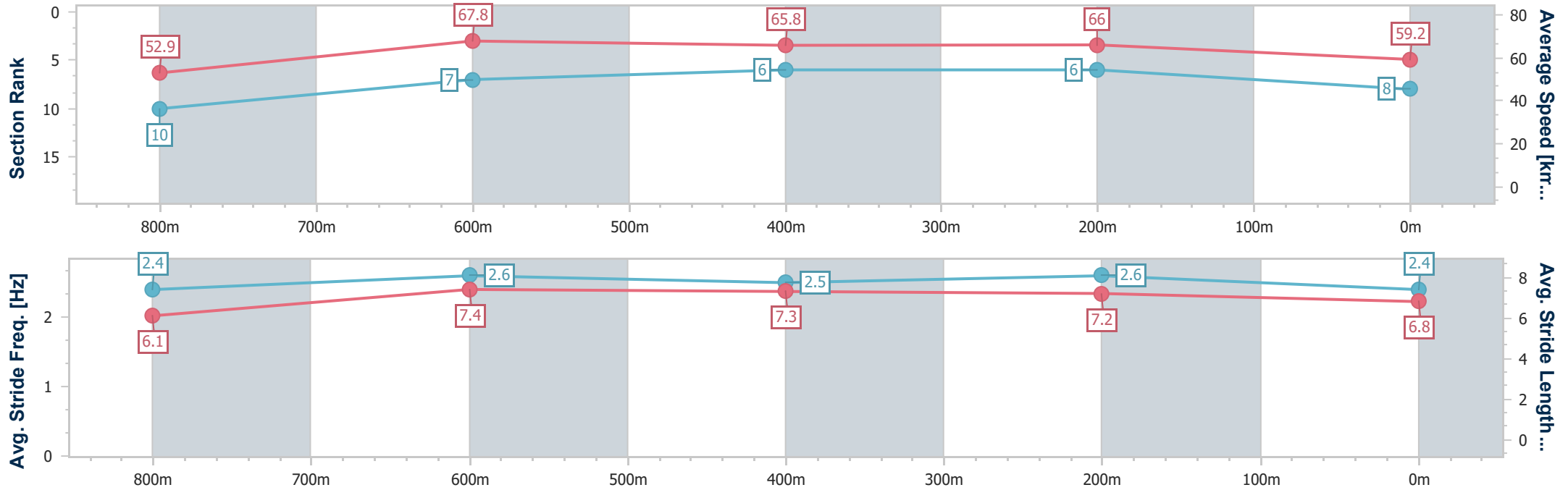
Sunshine Coast QLD Professional  
Race 5: TAB 100'S & 1000'S BENCHMARK 78 HANDICAP - 1000m



02 February 2024 - 20:08

Track Rating: Soft 7, Weather: Fine, Rail Position: +6m

Section	Overall	800m	600m	400m	200m
Section Times	0:58.29 [8] (0:13.64)	0:44.65 [10] (0:10.68)	0:33.97 [7] (0:10.91)	0:23.06 [6] (0:10.88)	0:12.18 [6] (0:12.18)
Average Speed [km/h]	52.9	67.8	65.8	66.0	59.2
Top Speed [km/h]	67.0	69.6	68.3	68.1	64.7
Avg. Dist. to Rail [m]	4.9	1.4	0.5	2.1	1.3
Avg. Stride Freq. [Hz]	2.4	2.6	2.5	2.6	2.4
Avg. Stride Length [m]	6.1	7.4	7.3	7.2	6.8



- [ ] Ranking at each section and finish
- .-.- No data available at this section
- NA No data available



Horse/Jockey Name	Shamrock Lu
Final Rank	9
Fastest Section Time (Section)	0:10.74 (400m)
Top Speed [km/h] (Section)	68.7 (400m)
Race State	Finished



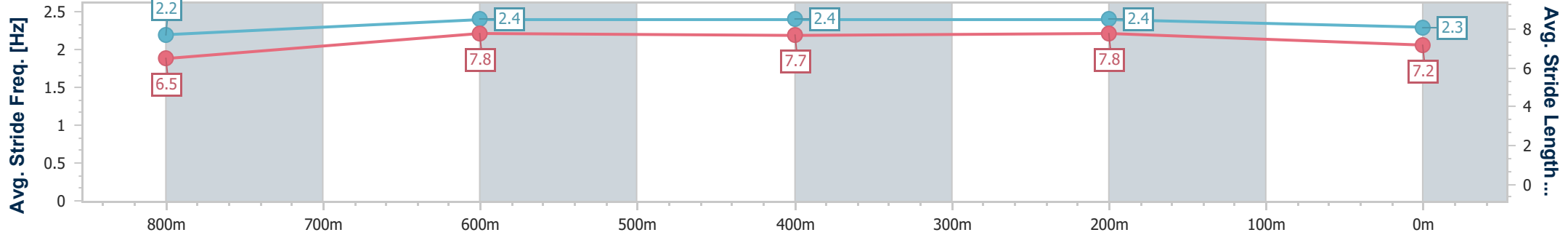
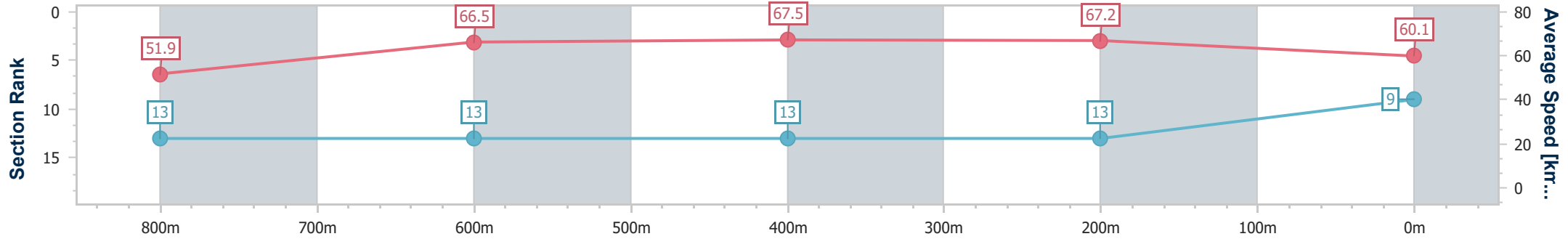
Sunshine Coast QLD Professional  
Race 5: TAB 100'S & 1000'S BENCHMARK 78 HANDICAP - 1000m



02 February 2024 - 20:08

Track Rating: Soft 7, Weather: Fine, Rail Position: +6m

Section	Overall	800m	600m	400m	200m
Section Times	0:58.53 [9] (0:13.86)	0:44.67 [13] (0:11.02)	0:33.65 [13] (0:10.95)	0:22.70 [13] (0:10.74)	0:11.96 [13] (0:11.96)
Average Speed [km/h]	51.9	66.5	67.5	67.2	60.1
Top Speed [km/h]	66.6	68.0	68.3	68.7	64.5
Avg. Dist. to Rail [m]	6.6	4.1	4.4	8.8	8.5
Avg. Stride Freq. [Hz]	2.2	2.4	2.4	2.4	2.3
Avg. Stride Length [m]	6.5	7.8	7.7	7.8	7.2



- [ ] Ranking at each section and finish
- .-.- No data available at this section
- NA No data available



Horse/Jockey Name	Immoral
Final Rank	10
Fastest Section Time (Section)	0:10.86 (600m)
Top Speed [km/h] (Section)	68.7 (800m)
Race State	Finished



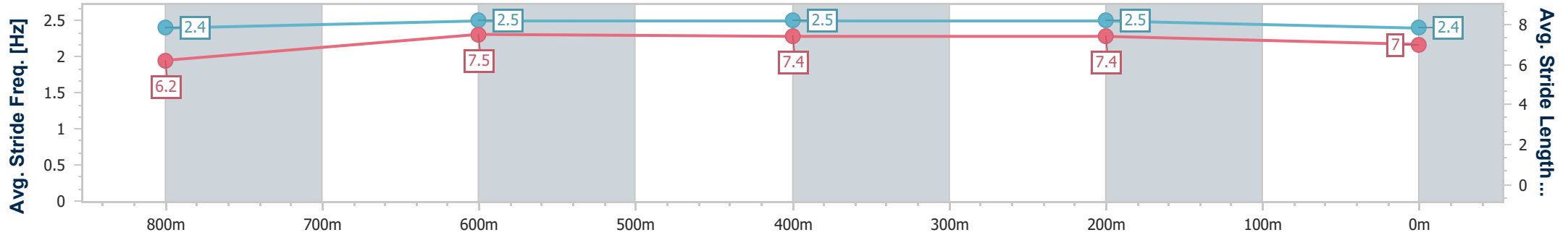
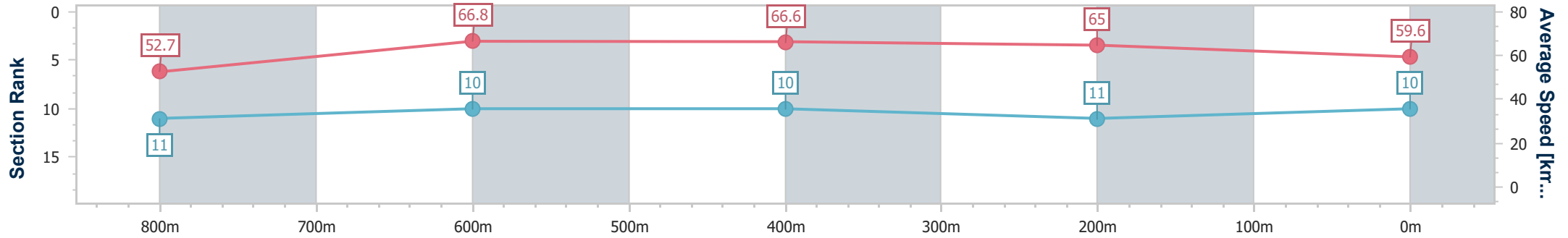
Sunshine Coast QLD Professional  
Race 5: TAB 100'S & 1000'S BENCHMARK 78 HANDICAP - 1000m



02 February 2024 - 20:08

Track Rating: Soft 7, Weather: Fine, Rail Position: +6m

Section	Overall	800m	600m	400m	200m
Section Times	0:58.56 [10] (0:13.67)	0:44.89 [11] (0:10.87)	0:34.02 [10] (0:10.86)	0:23.16 [10] (0:11.07)	0:12.09 [11] (0:12.09)
Average Speed [km/h]	52.7	66.8	66.6	65.0	59.6
Top Speed [km/h]	67.1	68.7	68.7	66.1	63.4
Avg. Dist. to Rail [m]	9.4	2.2	0.4	4.2	4.2
Avg. Stride Freq. [Hz]	2.4	2.5	2.5	2.5	2.4
Avg. Stride Length [m]	6.2	7.5	7.4	7.4	7.0



- [ ] Ranking at each section and finish
- .-.- No data available at this section
- NA No data available



Horse/Jockey Name	Kooled
Final Rank	11
Fastest Section Time (Section)	0:10.86 (800m)
Top Speed [km/h] (Section)	69.3 (800m)
Race State	Finished



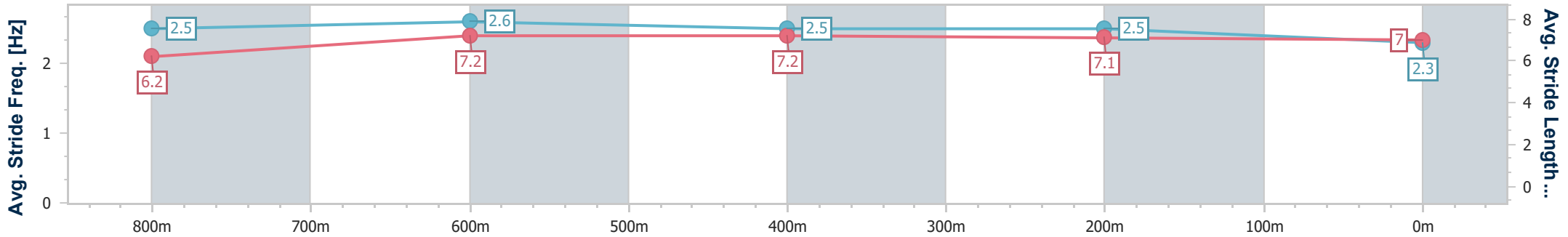
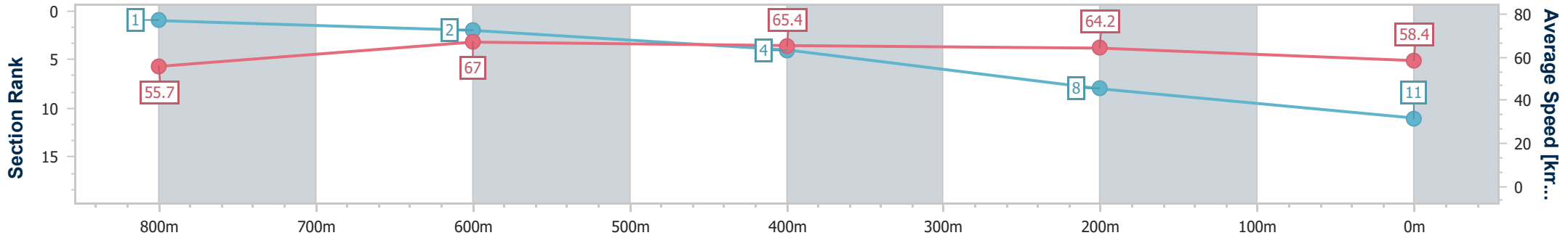
Sunshine Coast QLD Professional  
Race 5: TAB 100'S & 1000'S BENCHMARK 78 HANDICAP - 1000m



02 February 2024 - 20:08

Track Rating: Soft 7, Weather: Fine, Rail Position: +6m

Section	Overall	800m	600m	400m	200m
Section Times	0:58.63 [11] (0:12.94)	0:45.69 [1] (0:10.86)	0:34.83 [2] (0:11.27)	0:23.56 [4] (0:11.21)	0:12.35 [8] (0:12.35)
Average Speed [km/h]	55.7	67.0	65.4	64.2	58.4
Top Speed [km/h]	68.9	69.3	66.9	66.6	62.2
Avg. Dist. to Rail [m]	2.1	2.7	3.8	4.4	3.1
Avg. Stride Freq. [Hz]	2.5	2.6	2.5	2.5	2.3
Avg. Stride Length [m]	6.2	7.2	7.2	7.1	7.0



- [ ] Ranking at each section and finish
- .-.- No data available at this section
- NA No data available



Horse/Jockey Name	Zingalong
Final Rank	12
Fastest Section Time (Section)	0:10.83 (800m)
Top Speed [km/h] (Section)	68.9 (800m)
Race State	Finished



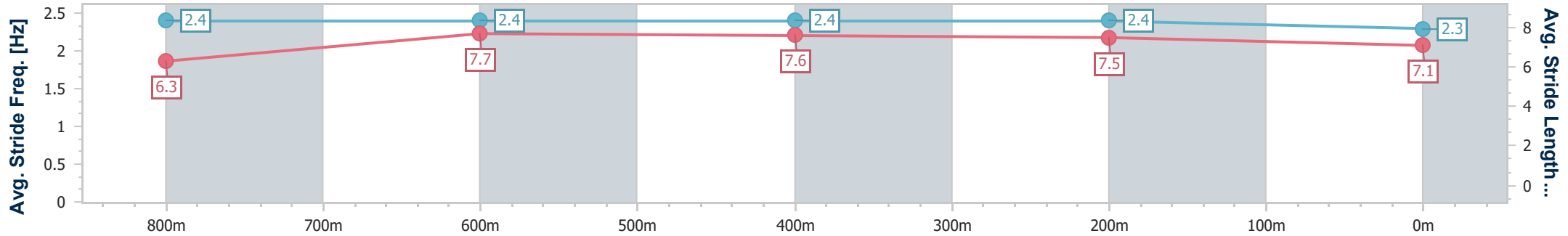
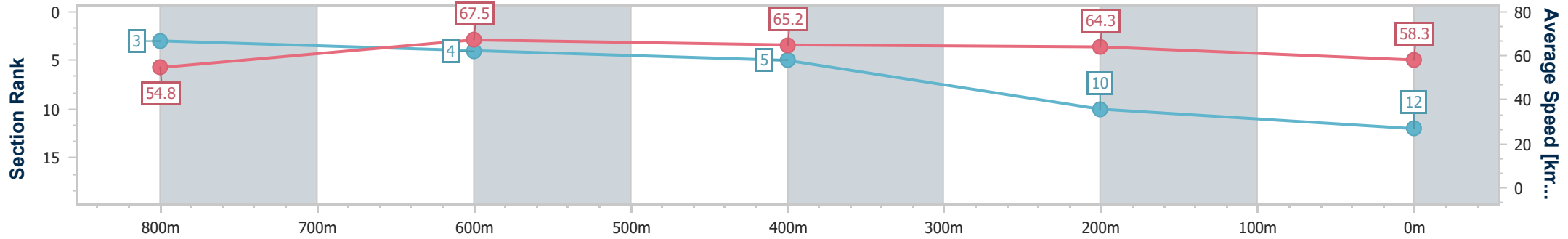
Sunshine Coast QLD Professional  
Race 5: TAB 100'S & 1000'S BENCHMARK 78 HANDICAP - 1000m



02 February 2024 - 20:08

Track Rating: Soft 7, Weather: Fine, Rail Position: +6m

Section	Overall	800m	600m	400m	200m
Section Times	0:58.73 [12] (0:13.19)	0:45.54 [3] (0:10.83)	0:34.71 [4] (0:11.16)	0:23.55 [5] (0:11.20)	0:12.35 [10] (0:12.35)
Average Speed [km/h]	54.8	67.5	65.2	64.3	58.3
Top Speed [km/h]	67.8	68.9	67.0	67.7	62.5
Avg. Dist. to Rail [m]	10.1	3.8	2.0	4.6	4.2
Avg. Stride Freq. [Hz]	2.4	2.4	2.4	2.4	2.3
Avg. Stride Length [m]	6.3	7.7	7.6	7.5	7.1



- [ ] Ranking at each section and finish
- .-.- No data available at this section
- NA No data available



Horse/Jockey Name	Rubinocchi
Final Rank	13
Fastest Section Time (Section)	0:10.82 (800m)
Top Speed [km/h] (Section)	68.6 (800m)
Race State	Finished



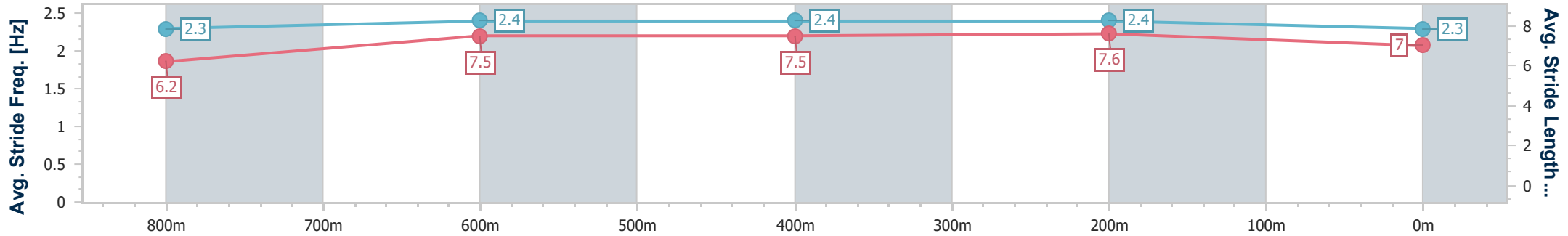
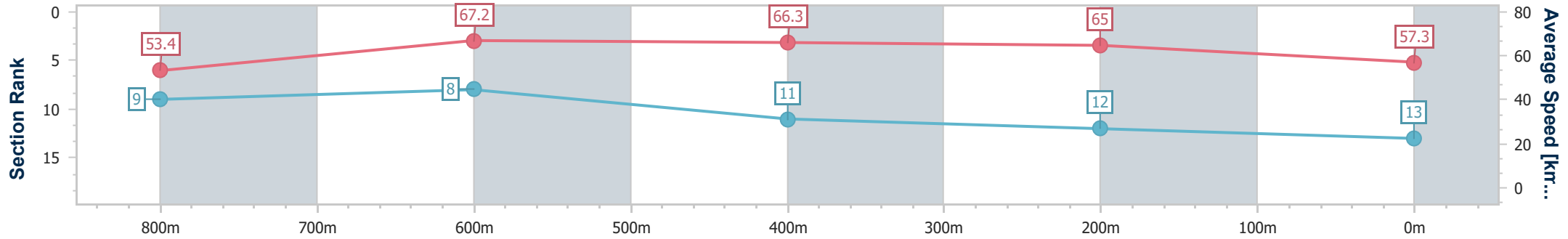
Sunshine Coast QLD Professional  
Race 5: TAB 100'S & 1000'S BENCHMARK 78 HANDICAP - 1000m



02 February 2024 - 20:08

Track Rating: Soft 7, Weather: Fine, Rail Position: +6m

Section	Overall	800m	600m	400m	200m
Section Times	0:59.07 [13] (0:13.52)	0:45.55 [9] (0:10.82)	0:34.73 [8] (0:11.09)	0:23.64 [11] (0:11.07)	0:12.57 [12] (0:12.57)
Average Speed [km/h]	53.4	67.2	66.3	65.0	57.3
Top Speed [km/h]	67.2	68.6	68.3	67.4	62.4
Avg. Dist. to Rail [m]	7.3	2.7	3.3	3.8	2.6
Avg. Stride Freq. [Hz]	2.3	2.4	2.4	2.4	2.3
Avg. Stride Length [m]	6.2	7.5	7.5	7.6	7.0



- [ ] Ranking at each section and finish
- .-.- No data available at this section
- NA No data available