



Sunshine Coast QLD Professional
Race 6: PELICAN MOTORS SERVICE CENTRE BENCHMARK 62
Handicap - 1300m
02 February 2024 - 20:40



Track Rating: Soft 7, Weather: Fine, Rail Position: +6m

| Section | | Overall | 1200m | 1000m | 800m | 600m | 400m | Last 600m | | | | |
|-------------|--|----------------------|----------------------|----------------------|---------------------------|---------------------------|---------------------------|---------------------------|---------------------------|---------------------------|---------|----|
| Field Times | | 1:18.45 (0:07.96) | 1:10.49 (0:11.40) | 0:59.09 (0:12.14) | 0:46.95 (0:12.22) | 0:34.73 (0:11.74) | 0:22.99 (0:11.27) | 0:34.73 | | | | |
| Rank | TAB Horse/Jockey | Barrier | Top Speed [km/h] | Fastest Section | Distance Travelled [m] | | | | | | | |
| 1 | 16 ONE IN ALL Ben Thompson | 11 | 66.2 | 0:07.96 | 1:18.45 [1] (0:07.96) | 1:10.49 [1] (0:11.40) | 0:59.09 [1] (0:12.14) | 0:46.95 [1] (0:12.22) | 0:34.73 [1] (0:11.74) | 0:22.99 [1] (0:11.28) | 0:34.73 | |
| 2 | 7 MILIARENSE Samantha Collett | 2 | 66.4 | 0:08.22 | 1:18.61 [2] (0:08.22) | 1:10.39 [4] (0:11.69) | 0:58.70 [5] (0:12.02) | 0:46.68 [4] (0:12.18) | 0:34.50 [4] (0:11.63) | 0:22.87 [4] (0:10.99) | 0:34.50 | +1 |
| 3 | 2 DEELOSH Jasper Franklin | 9 | 65.5 | 0:08.05 | 1:18.61 [3] (0:08.05) | 1:10.56 [3] (0:11.56) | 0:59.00 [2] (0:12.03) | 0:46.97 [2] (0:12.22) | 0:34.75 [2] (0:11.76) | 0:22.99 [2] (0:11.11) | 0:34.75 | +2 |
| 4 | 3 BLUE RAY Justin Huxtable | 3 | 66.5 | 0:08.33 | 1:18.85 [4] (0:08.33) | 1:10.52 [6] (0:11.79) | 0:58.73 [6] (0:12.07) | 0:46.66 [6] (0:12.16) | 0:34.50 [6] (0:11.61) | 0:22.89 [5] (0:11.02) | 0:34.50 | +4 |
| 5 | 13 PALATIAL PRINCE Ryan Wiggins | 8 | 65.7 | 0:08.02 | 1:18.89 [5] (0:08.02) | 1:10.87 [2] (0:11.68) | 0:59.19 [3] (0:12.16) | 0:47.03 [3] (0:12.15) | 0:34.88 [3] (0:11.61) | 0:23.27 [3] (0:11.17) | 0:34.88 | -4 |
| 6 | 12 NEGATION James Orman | 4 | 65.9 | 0:08.55 | 1:18.92 [6] (0:08.55) | 1:10.37 [9] (0:11.81) | 0:58.56 [7] (0:12.02) | 0:46.54 [7] (0:12.26) | 0:34.28 [8] (0:11.52) | 0:22.76 [7] (0:11.03) | 0:34.28 | -3 |
| 7 | 5 FRAPPES Sean Cormack | 15 | 66.0 | 0:08.67 | 1:19.20 [7] (0:08.67) | 1:10.53 [10] (0:12.23) | 0:58.30 [11] (0:12.03) | 0:46.27 [11] (0:12.25) | 0:34.02 [11] (0:11.34) | 0:22.68 [10] (0:11.05) | 0:34.02 | +1 |
| 8 | 10 PRETTY LITTLE LASS Ryan Maloney | 6 | 67.0 | 0:08.38 | 1:19.29 [8] (0:08.38) | 1:10.91 [7] (0:12.00) | 0:58.91 [8] (0:12.01) | 0:46.90 [8] (0:12.23) | 0:34.67 [7] (0:11.67) | 0:23.00 [8] (0:10.97) | 0:34.67 | +1 |
| 9 | 6 HARMONY REIGNS Mark Du Plessis | 7 | 65.8 | 0:08.53 | 1:19.30 [9] (0:08.53) | 1:10.77 [8] (0:12.02) | 0:58.75 [9] (0:11.96) | 0:46.79 [9] (0:12.31) | 0:34.48 [9] (0:11.65) | 0:22.83 [9] (0:11.13) | 0:34.48 | +4 |
| 10 | 9 TEXAS STORM Dan McGillivray | 1 | 64.6 | 0:08.31 | 1:19.54 [10] (0:08.31) | 1:11.23 [5] (0:11.50) | 0:59.73 [4] (0:12.18) | 0:47.55 [5] (0:12.26) | 0:35.29 [5] (0:11.83) | 0:23.46 [6] (0:11.44) | 0:35.29 | +0 |

Scratched: Sleigh Queen (#1), Mehajir (#11), Thesecondatportsea (#14), Screaming Diva (#15)

[] Ranking at each section and finish
 -:-:- No data available at this section
 NA No data available

SCN Saddle cloth number
 DNF Did not finish
 DNT Did not track



Sunshine Coast QLD Professional
Race 6: PELICAN MOTORS SERVICE CENTRE BENCHMARK 62
Handicap - 1300m
02 February 2024 - 20:40



Track Rating: Soft 7, Weather: Fine, Rail Position: +6m

| Section | | Overall | 1200m | 1000m | 800m | 600m | 400m | Last 600m | | | | |
|-------------|-------------------------------------|----------------------|----------------------|----------------------|---------------------------|---------------------------|---------------------------|---------------------------|---------------------------|---------------------------|---------|----|
| Field Times | | 1:18.45 (0:07.96) | 1:10.49 (0:11.40) | 0:59.09 (0:12.14) | 0:46.95 (0:12.22) | 0:34.73 (0:11.74) | 0:22.99 (0:11.27) | 0:34.73 | | | | |
| Rank | TAB Horse/Jockey | Barrier | Top Speed [km/h] | Fastest Section | | | | | Distance Travelled [m] | | | |
| 11 | 8 SISTA ELENORE Sophie Wilcock | 13 | 64.2 400m | 0:08.68 Overall | 1:19.76 [11] (0:08.68) | 1:11.08 [11] (0:11.99) | 0:59.09 [10] (0:11.88) | 0:47.21 [10] (0:12.43) | 0:34.78 [10] (0:11.68) | 0:23.10 [11] (0:11.36) | 0:34.78 | +0 |
| 12 | 4 UNLIKELY OCCURRENCE Emily Lang | 16 | 65.0 400m | 0:08.87 Overall | 1:19.84 [12] (0:08.87) | 1:10.97 [12] (0:12.29) | 0:58.68 [12] (0:12.03) | 0:46.65 [12] (0:12.02) | 0:34.63 [12] (0:11.51) | 0:23.12 [12] (0:11.20) | 0:34.63 | +6 |

Scratched: Sleigh Queen (#1), Mehajir (#11), Thesecondatportsea (#14), Screaming Diva (#15)

[] Ranking at each section and finish
 -:-:-:- No data available at this section
 NA No data available

SCN Saddle cloth number
 DNF Did not finish
 DNT Did not track



Sunshine Coast QLD Professional
Race 6: PELICAN MOTORS SERVICE CENTRE BENCHMARK 62
Handicap - 1300m
02 February 2024 - 20:40



Track Rating: Soft 7, Weather: Fine, Rail Position: +6m

| Section | | | | 200m | | | | Last 600m | |
|-------------|-----|---|---------|----------------------|--------------------|---------------------------|---------|-----------|------------------------|
| Field Times | | | | 0:11.72 (0:11.72) | | | | 0:34.73 | |
| Rank | TAB | Horse/Jockey | Barrier | Top Speed [km/h] | Fastest Section | Margin | | | Distance Travelled [m] |
| 1 | 16 | ONE IN ALL Ben Thompson | 11 | 66.2 1200m | 0:07.96 Overall | 0:11.71 [3] (0:11.71) | 1:18.45 | | 0:34.73 |
| 2 | 7 | MILIARENSE Samantha Collett | 2 | 66.4 400m | 0:08.22 Overall | 0:11.88 [2] (0:11.88) | 0.8L | | 0:34.50 +1 |
| 3 | 2 | DEELOSH Jasper Franklin | 9 | 65.5 400m | 0:08.05 Overall | 0:11.88 [1] (0:11.88) | 0.9L | | 0:34.75 +2 |
| 4 | 3 | BLUE RAY Justin Huxtable | 3 | 66.5 400m | 0:08.33 Overall | 0:11.87 [5] (0:11.87) | 2.2L | | 0:34.50 +4 |
| 5 | 13 | PALATIAL PRINCE Ryan Wiggins | 8 | 65.7 400m | 0:08.02 Overall | 0:12.10 [4] (0:12.10) | 2.4L | | 0:34.88 -4 |
| 6 | 12 | NEGATION James Orman | 4 | 65.9 400m | 0:08.55 Overall | 0:11.73 [6] (0:11.73) | 2.5L | | 0:34.28 -3 |
| 7 | 5 | FRAPPES Sean Cormack | 15 | 66.0 400m | 0:08.67 Overall | 0:11.63 [9] (0:11.63) | 4L | | 0:34.02 +1 |
| 8 | 10 | PRETTY LITTLE LASS Ryan Maloney | 6 | 67.0 400m | 0:08.38 Overall | 0:12.03 [7] (0:12.03) | 4.4L | | 0:34.67 +1 |
| 9 | 6 | HARMONY REIGNS Mark Du Plessis | 7 | 65.8 400m | 0:08.53 Overall | 0:11.70 [10] (0:11.70) | 4.5L | | 0:34.48 +4 |
| 10 | 9 | TEXAS STORM Dan McGillivray | 1 | 64.6 1200m | 0:08.31 Overall | 0:12.02 [8] (0:12.02) | 5.8L | | 0:35.29 +0 |

Scratched: Sleigh Queen (#1), Mehajir (#11), Thesecondatportsea (#14), Screaming Diva (#15)

[] Ranking at each section and finish
 -:-:- No data available at this section
 NA No data available

SCN Saddle cloth number
 DNF Did not finish
 DNT Did not track



Sunshine Coast QLD Professional
Race 6: PELICAN MOTORS SERVICE CENTRE BENCHMARK 62
Handicap - 1300m
02 February 2024 - 20:40



Track Rating: Soft 7, Weather: Fine, Rail Position: +6m

| Section | | | | 200m | | | | Last 600m | | |
|-------------|-----|--------------------|---------|----------------------|-----------------|--------------|------|-----------|------------------------|----|
| Field Times | | | | 0:11.72 (0:11.72) | | | | 0:34.73 | | |
| Rank | TAB | Horse/Jockey | Barrier | Top Speed [km/h] | Fastest Section | Margin | | | Distance Travelled [m] | |
| 11 | 8 | SISTA ELENORE | 13 | 64.2 | 0:08.68 | 0:11.74 [12] | 7.1L | | 0:34.78 | +0 |
| | | Sophie Wilcock | | 400m | Overall | (0:11.74) | | | | |
| 12 | 4 | UNLIKELYOCCURRENCE | 16 | 65.0 | 0:08.87 | 0:11.92 [11] | 7.5L | | 0:34.63 | +6 |
| | | Emily Lang | | 400m | Overall | (0:11.92) | | | | |

Scratched: Sleigh Queen (#1), Mehajir (#11), Thesecondatportsea (#14), Screaming Diva (#15)



| | |
|--------------------------------|-------------------|
| Horse/Jockey Name | One In All |
| Final Rank | 1 |
| Fastest Section Time (Section) | 0:07.96 (Overall) |
| Top Speed [km/h] (Section) | 66.2 (1200m) |
| Race State | Finished |



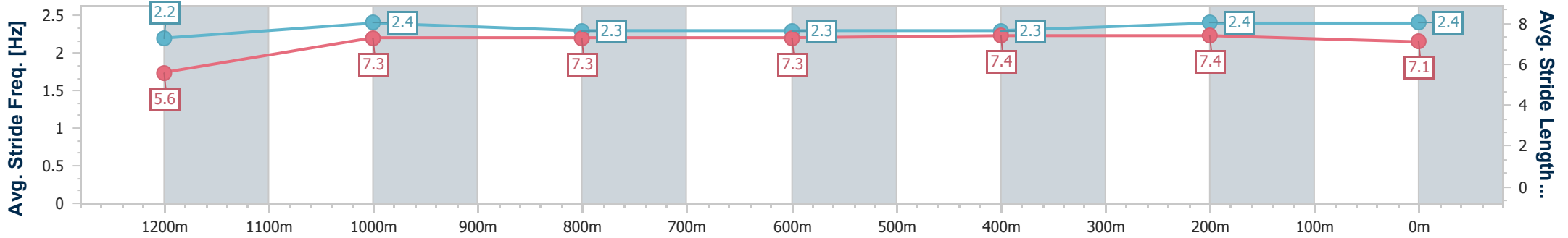
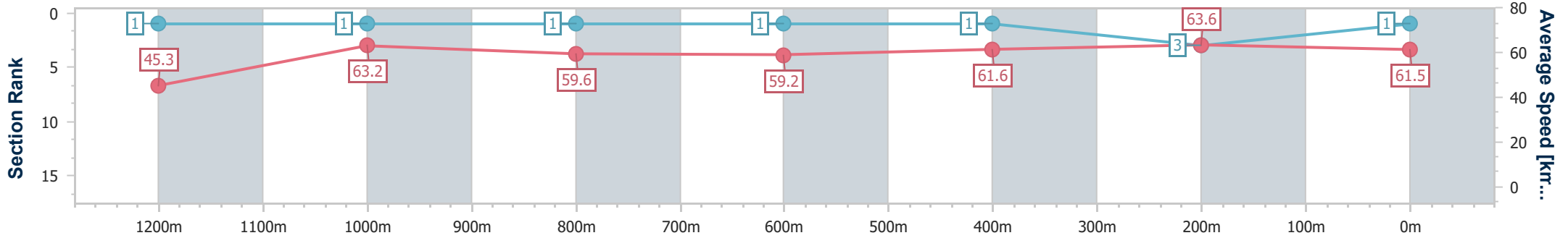
Sunshine Coast QLD Professional
 Race 6: PELICAN MOTORS SERVICE CENTRE BENCHMARK
 62 Handicap - 1300m



02 February 2024 - 20:40

Track Rating: Soft 7, Weather: Fine, Rail Position: +6m

| Section | Overall | 1200m | 1000m | 800m | 600m | 400m | 200m |
|------------------------|--------------------------|--------------------------|--------------------------|--------------------------|--------------------------|--------------------------|--------------------------|
| Section Times | 1:18.45 [1] (0:07.96) | 1:10.49 [1] (0:11.40) | 0:59.09 [1] (0:12.14) | 0:46.95 [1] (0:12.22) | 0:34.73 [1] (0:11.74) | 0:22.99 [1] (0:11.28) | 0:11.71 [3] (0:11.71) |
| Average Speed [km/h] | 45.3 | 63.2 | 59.6 | 59.2 | 61.6 | 63.6 | 61.5 |
| Top Speed [km/h] | 62.3 | 66.2 | 60.5 | 59.9 | 63.0 | 64.8 | 63.8 |
| Avg. Dist. to Rail [m] | 11.0 | 6.3 | 2.2 | 1.2 | 0.4 | 3.1 | 4.2 |
| Avg. Stride Freq. [Hz] | 2.2 | 2.4 | 2.3 | 2.3 | 2.3 | 2.4 | 2.4 |
| Avg. Stride Length [m] | 5.6 | 7.3 | 7.3 | 7.3 | 7.4 | 7.4 | 7.1 |



- [] Ranking at each section and finish
- .-.- No data available at this section
- NA No data available



| | |
|--------------------------------|-------------------|
| Horse/Jockey Name | Miliarene |
| Final Rank | 2 |
| Fastest Section Time (Section) | 0:08.22 (Overall) |
| Top Speed [km/h] (Section) | 66.4 (400m) |
| Race State | Finished |



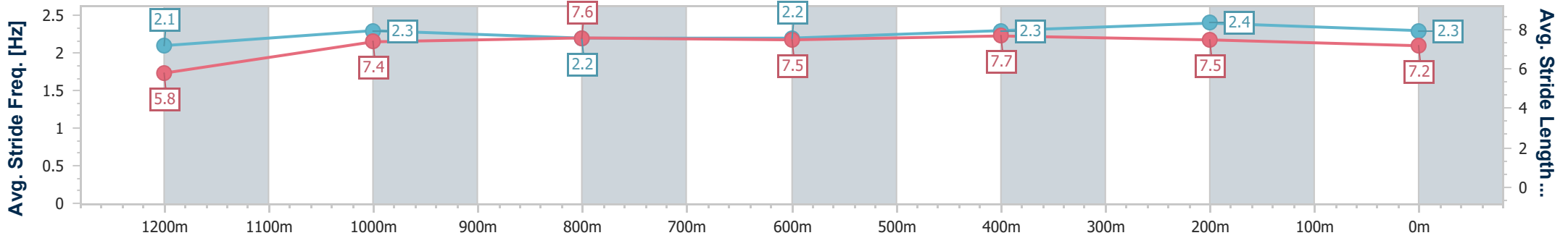
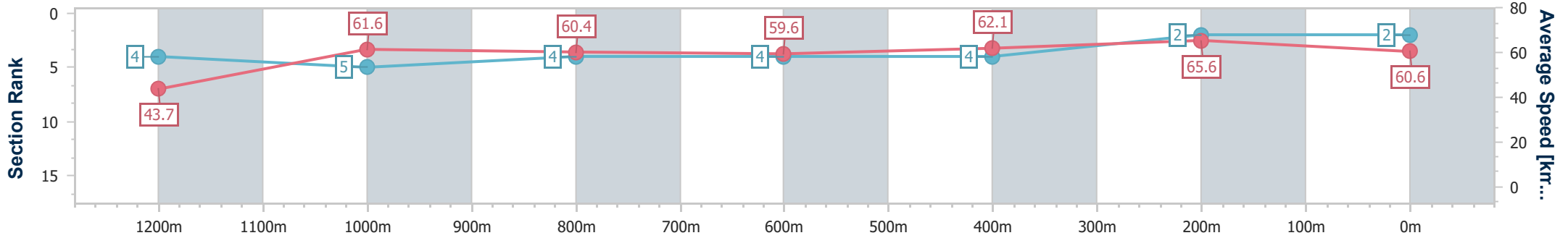
Sunshine Coast QLD Professional
Race 6: PELICAN MOTORS SERVICE CENTRE BENCHMARK
62 Handicap - 1300m



02 February 2024 - 20:40

Track Rating: Soft 7, Weather: Fine, Rail Position: +6m

| Section | Overall | 1200m | 1000m | 800m | 600m | 400m | 200m |
|------------------------|--------------------------|--------------------------|--------------------------|--------------------------|--------------------------|--------------------------|--------------------------|
| Section Times | 1:18.61 [2] (0:08.22) | 1:10.39 [4] (0:11.69) | 0:58.70 [5] (0:12.02) | 0:46.68 [4] (0:12.18) | 0:34.50 [4] (0:11.63) | 0:22.87 [4] (0:10.99) | 0:11.88 [2] (0:11.88) |
| Average Speed [km/h] | 43.7 | 61.6 | 60.4 | 59.6 | 62.1 | 65.6 | 60.6 |
| Top Speed [km/h] | 62.5 | 62.4 | 61.5 | 60.6 | 64.3 | 66.4 | 63.7 |
| Avg. Dist. to Rail [m] | 3.9 | 3.7 | 3.0 | 1.3 | 0.4 | 3.4 | 5.1 |
| Avg. Stride Freq. [Hz] | 2.1 | 2.3 | 2.2 | 2.2 | 2.3 | 2.4 | 2.3 |
| Avg. Stride Length [m] | 5.8 | 7.4 | 7.6 | 7.5 | 7.7 | 7.5 | 7.2 |



- [] Ranking at each section and finish
- .-.- No data available at this section
- NA No data available



| | |
|--------------------------------|-------------------|
| Horse/Jockey Name | Deelosh |
| Final Rank | 3 |
| Fastest Section Time (Section) | 0:08.05 (Overall) |
| Top Speed [km/h] (Section) | 65.5 (400m) |
| Race State | Finished |



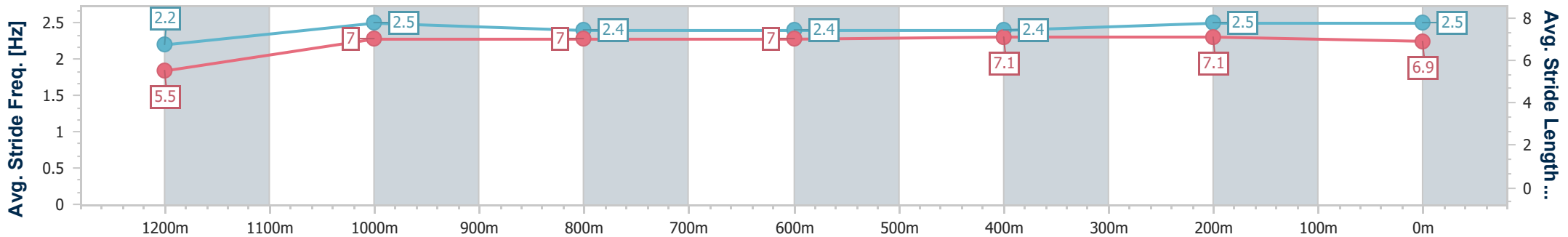
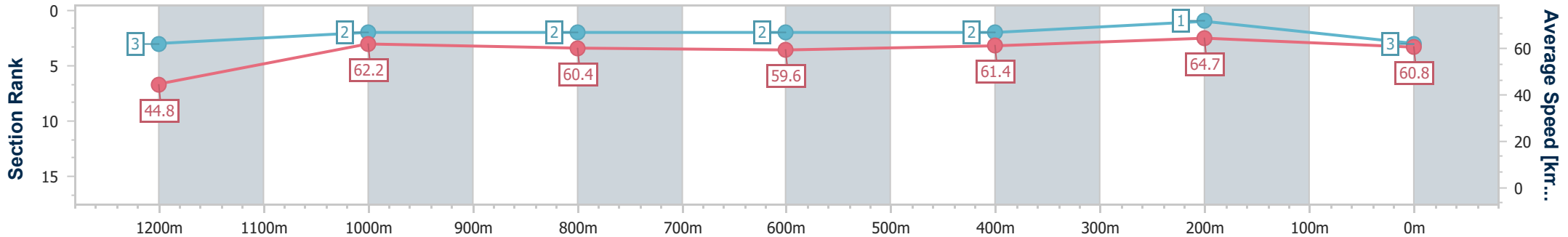
Sunshine Coast QLD Professional
Race 6: PELICAN MOTORS SERVICE CENTRE BENCHMARK
62 Handicap - 1300m



02 February 2024 - 20:40

Track Rating: Soft 7, Weather: Fine, Rail Position: +6m

| Section | Overall | 1200m | 1000m | 800m | 600m | 400m | 200m |
|------------------------|--------------------------|--------------------------|--------------------------|--------------------------|--------------------------|--------------------------|--------------------------|
| Section Times | 1:18.61 [3] (0:08.05) | 1:10.56 [3] (0:11.56) | 0:59.00 [2] (0:12.03) | 0:46.97 [2] (0:12.22) | 0:34.75 [2] (0:11.76) | 0:22.99 [2] (0:11.11) | 0:11.88 [1] (0:11.88) |
| Average Speed [km/h] | 44.8 | 62.2 | 60.4 | 59.6 | 61.4 | 64.7 | 60.8 |
| Top Speed [km/h] | 60.0 | 63.0 | 61.6 | 60.8 | 64.0 | 65.5 | 64.4 |
| Avg. Dist. to Rail [m] | 9.6 | 5.1 | 2.9 | 1.7 | 0.8 | 3.7 | 4.7 |
| Avg. Stride Freq. [Hz] | 2.2 | 2.5 | 2.4 | 2.4 | 2.4 | 2.5 | 2.5 |
| Avg. Stride Length [m] | 5.5 | 7.0 | 7.0 | 7.0 | 7.1 | 7.1 | 6.9 |



- [] Ranking at each section and finish
- .-.- No data available at this section
- NA No data available



| | |
|--------------------------------|-------------------|
| Horse/Jockey Name | Blue Ray |
| Final Rank | 4 |
| Fastest Section Time (Section) | 0:08.33 (Overall) |
| Top Speed [km/h] (Section) | 66.5 (400m) |
| Race State | Finished |



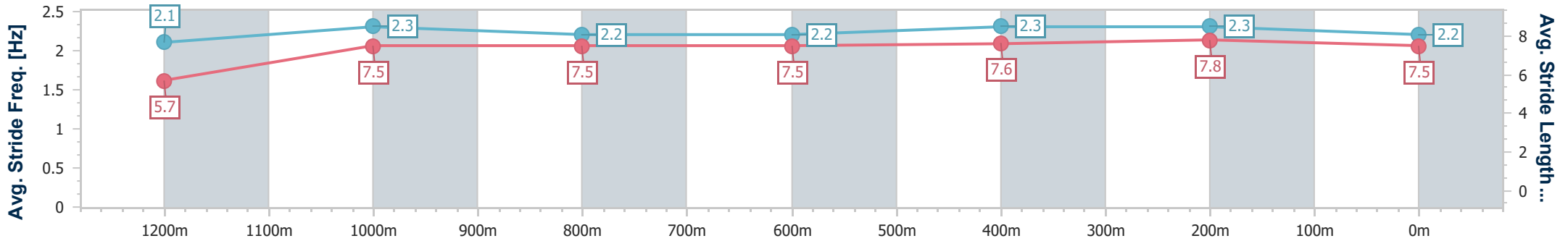
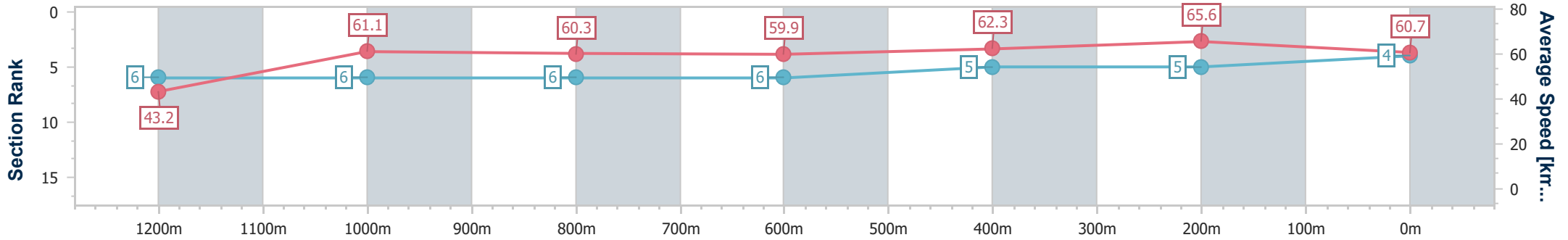
Sunshine Coast QLD Professional
Race 6: PELICAN MOTORS SERVICE CENTRE BENCHMARK
62 Handicap - 1300m



02 February 2024 - 20:40

Track Rating: Soft 7, Weather: Fine, Rail Position: +6m

| Section | Overall | 1200m | 1000m | 800m | 600m | 400m | 200m |
|------------------------|--------------------------|--------------------------|--------------------------|--------------------------|--------------------------|--------------------------|--------------------------|
| Section Times | 1:18.85 [4] (0:08.33) | 1:10.52 [6] (0:11.79) | 0:58.73 [6] (0:12.07) | 0:46.66 [6] (0:12.16) | 0:34.50 [6] (0:11.61) | 0:22.89 [5] (0:11.02) | 0:11.87 [5] (0:11.87) |
| Average Speed [km/h] | 43.2 | 61.1 | 60.3 | 59.9 | 62.3 | 65.6 | 60.7 |
| Top Speed [km/h] | 59.9 | 62.1 | 60.6 | 61.8 | 65.0 | 66.5 | 64.1 |
| Avg. Dist. to Rail [m] | 4.8 | 3.7 | 3.1 | 2.3 | 1.1 | 4.5 | 6.3 |
| Avg. Stride Freq. [Hz] | 2.1 | 2.3 | 2.2 | 2.2 | 2.3 | 2.3 | 2.2 |
| Avg. Stride Length [m] | 5.7 | 7.5 | 7.5 | 7.5 | 7.6 | 7.8 | 7.5 |



- [] Ranking at each section and finish
- .-.- No data available at this section
- NA No data available



| | |
|--------------------------------|-------------------|
| Horse/Jockey Name | Palatial Prince |
| Final Rank | 5 |
| Fastest Section Time (Section) | 0:08.02 (Overall) |
| Top Speed [km/h] (Section) | 65.7 (400m) |
| Race State | Finished |



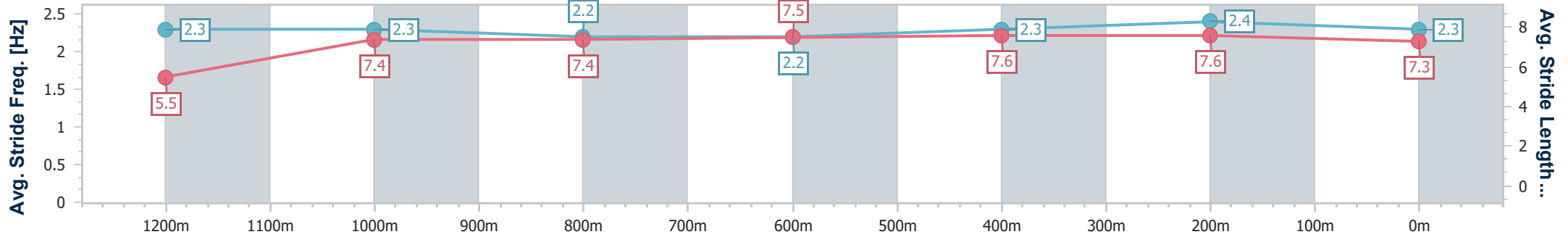
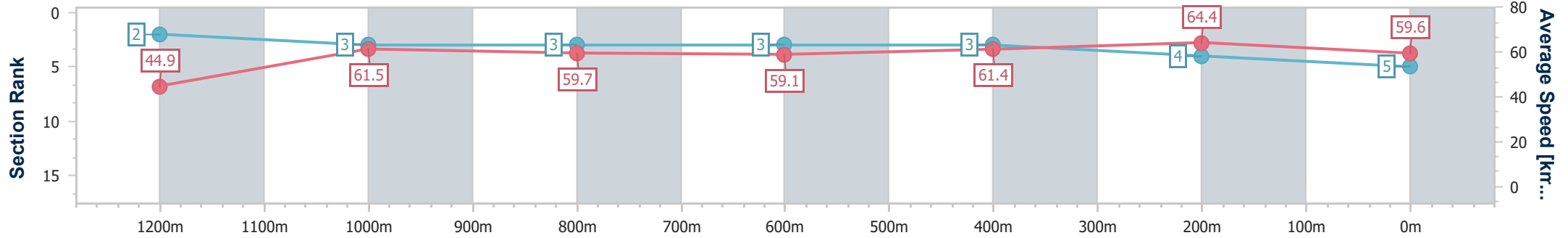
Sunshine Coast QLD Professional
 Race 6: PELICAN MOTORS SERVICE CENTRE BENCHMARK
 62 Handicap - 1300m



02 February 2024 - 20:40

Track Rating: Soft 7, Weather: Fine, Rail Position: +6m

| Section | Overall | 1200m | 1000m | 800m | 600m | 400m | 200m |
|------------------------|--------------------------|--------------------------|--------------------------|--------------------------|--------------------------|--------------------------|--------------------------|
| Section Times | 1:18.89 [5] (0:08.02) | 1:10.87 [2] (0:11.68) | 0:59.19 [3] (0:12.16) | 0:47.03 [3] (0:12.15) | 0:34.88 [3] (0:11.61) | 0:23.27 [3] (0:11.17) | 0:12.10 [4] (0:12.10) |
| Average Speed [km/h] | 44.9 | 61.5 | 59.7 | 59.1 | 61.4 | 64.4 | 59.6 |
| Top Speed [km/h] | 62.1 | 62.7 | 60.8 | 59.7 | 64.5 | 65.7 | 63.0 |
| Avg. Dist. to Rail [m] | 8.4 | 3.8 | 1.7 | 0.5 | 1.3 | 0.6 | 1.9 |
| Avg. Stride Freq. [Hz] | 2.3 | 2.3 | 2.2 | 2.2 | 2.3 | 2.4 | 2.3 |
| Avg. Stride Length [m] | 5.5 | 7.4 | 7.4 | 7.5 | 7.6 | 7.6 | 7.3 |



- [] Ranking at each section and finish
- .-.- No data available at this section
- NA No data available



| | |
|--------------------------------|-------------------|
| Horse/Jockey Name | Negation |
| Final Rank | 6 |
| Fastest Section Time (Section) | 0:08.55 (Overall) |
| Top Speed [km/h] (Section) | 65.9 (400m) |
| Race State | Finished |



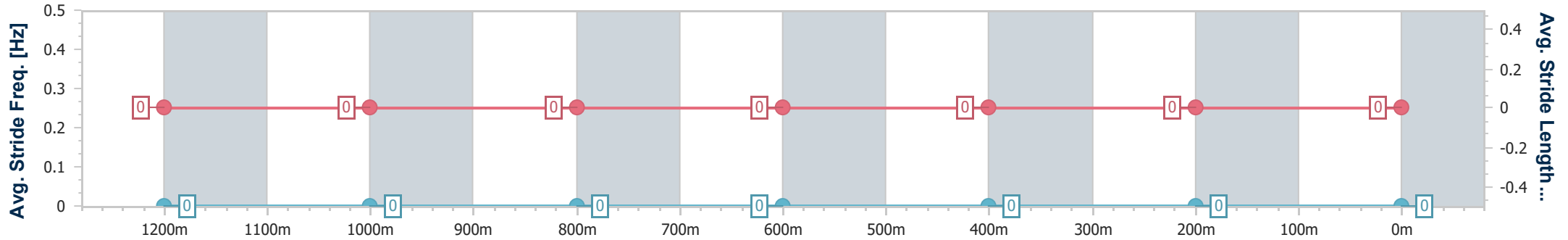
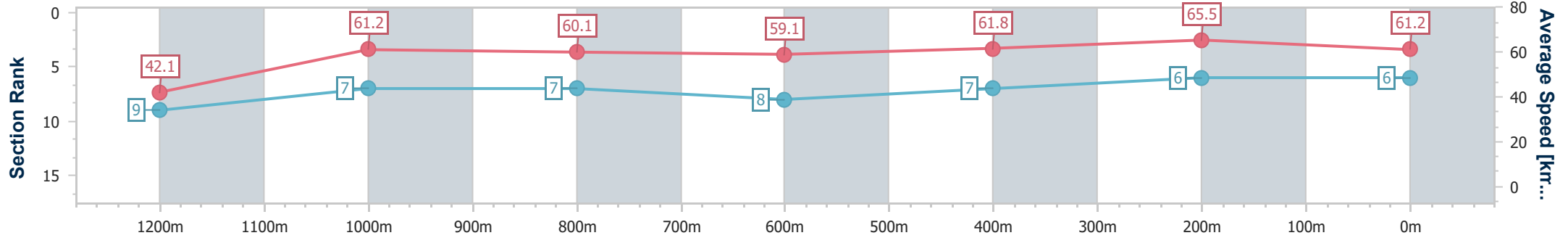
Sunshine Coast QLD Professional
 Race 6: PELICAN MOTORS SERVICE CENTRE BENCHMARK
 62 Handicap - 1300m



02 February 2024 - 20:40

Track Rating: Soft 7, Weather: Fine, Rail Position: +6m

| Section | Overall | 1200m | 1000m | 800m | 600m | 400m | 200m |
|------------------------|--------------------------|--------------------------|--------------------------|--------------------------|--------------------------|--------------------------|--------------------------|
| Section Times | 1:18.92 [6] (0:08.55) | 1:10.37 [9] (0:11.81) | 0:58.56 [7] (0:12.02) | 0:46.54 [7] (0:12.26) | 0:34.28 [8] (0:11.52) | 0:22.76 [7] (0:11.03) | 0:11.73 [6] (0:11.73) |
| Average Speed [km/h] | 42.1 | 61.2 | 60.1 | 59.1 | 61.8 | 65.5 | 61.2 |
| Top Speed [km/h] | 60.4 | 62.6 | 60.9 | 61.5 | 64.8 | 65.9 | 64.7 |
| Avg. Dist. to Rail [m] | 5.1 | 2.6 | 1.9 | 1.0 | 1.6 | 2.6 | 5.6 |
| Avg. Stride Freq. [Hz] | --- | --- | --- | --- | --- | --- | --- |
| Avg. Stride Length [m] | --- | --- | --- | --- | --- | --- | --- |



- [] Ranking at each section and finish
- No data available at this section
- NA No data available



| | |
|--------------------------------|-------------------|
| Horse/Jockey Name | Frappes |
| Final Rank | 7 |
| Fastest Section Time (Section) | 0:08.67 (Overall) |
| Top Speed [km/h] (Section) | 66.0 (400m) |
| Race State | Finished |



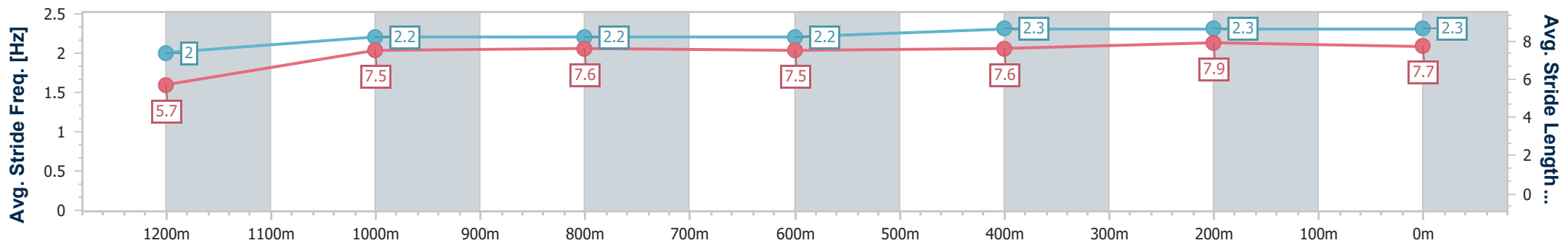
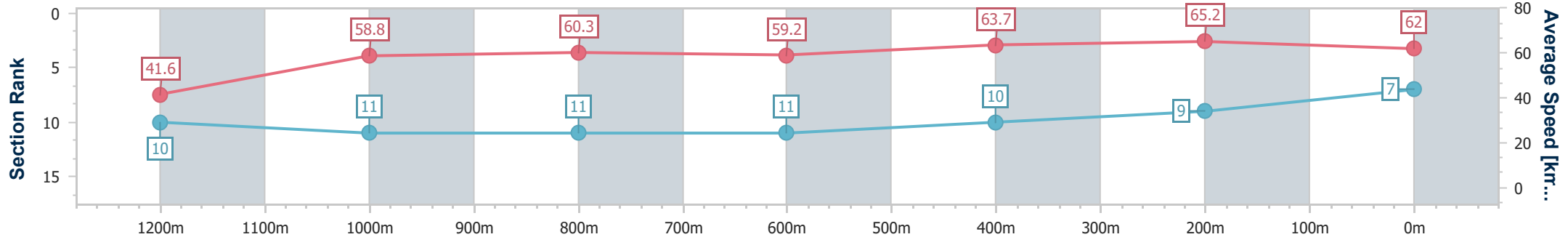
Sunshine Coast QLD Professional
Race 6: PELICAN MOTORS SERVICE CENTRE BENCHMARK
62 Handicap - 1300m



02 February 2024 - 20:40

Track Rating: Soft 7, Weather: Fine, Rail Position: +6m

| Section | Overall | 1200m | 1000m | 800m | 600m | 400m | 200m |
|------------------------|--------------------------|---------------------------|---------------------------|---------------------------|---------------------------|---------------------------|-------------|
| Section Times | 1:19.20 [7] (0:08.67) | 1:10.53 [10] (0:12.23) | 0:58.30 [11] (0:12.03) | 0:46.27 [11] (0:12.25) | 0:34.02 [11] (0:11.34) | 0:22.68 [10] (0:11.05) | 0:11.63 [9] |
| Average Speed [km/h] | 41.6 | 58.8 | 60.3 | 59.2 | 63.7 | 65.2 | 62.0 |
| Top Speed [km/h] | 58.1 | 59.9 | 61.5 | 64.7 | 65.9 | 66.0 | 64.1 |
| Avg. Dist. to Rail [m] | 10.8 | 3.2 | 2.2 | 1.3 | 0.8 | 4.5 | 3.7 |
| Avg. Stride Freq. [Hz] | 2.0 | 2.2 | 2.2 | 2.2 | 2.3 | 2.3 | 2.3 |
| Avg. Stride Length [m] | 5.7 | 7.5 | 7.6 | 7.5 | 7.6 | 7.9 | 7.7 |



- [] Ranking at each section and finish
- .-.- No data available at this section
- NA No data available



| | |
|--------------------------------|--------------------|
| Horse/Jockey Name | Pretty Little Lass |
| Final Rank | 8 |
| Fastest Section Time (Section) | 0:08.38 (Overall) |
| Top Speed [km/h] (Section) | 67.0 (400m) |
| Race State | Finished |



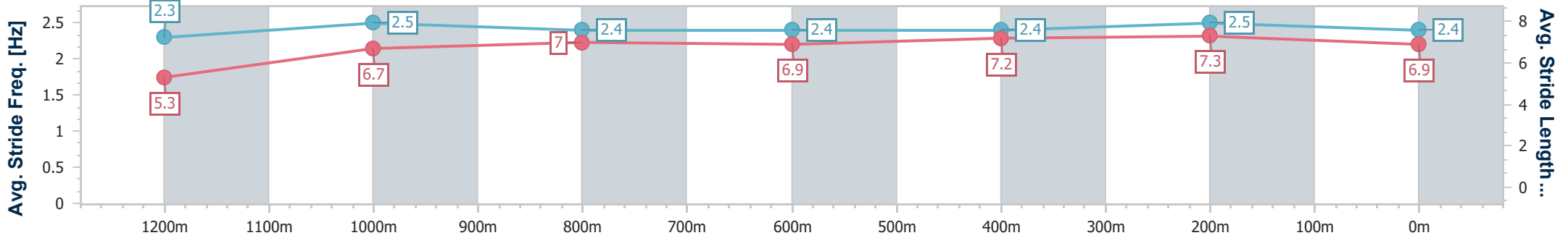
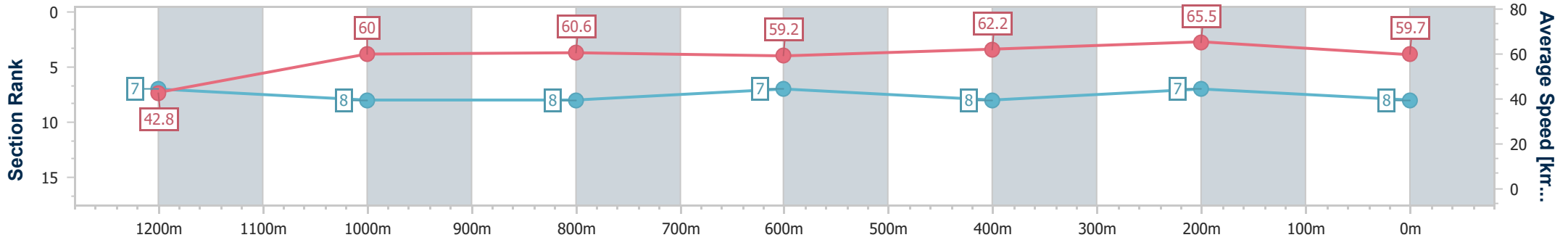
Sunshine Coast QLD Professional
 Race 6: PELICAN MOTORS SERVICE CENTRE BENCHMARK
 62 Handicap - 1300m



02 February 2024 - 20:40

Track Rating: Soft 7, Weather: Fine, Rail Position: +6m

| Section | Overall | 1200m | 1000m | 800m | 600m | 400m | 200m |
|------------------------|--------------------------|--------------------------|--------------------------|--------------------------|--------------------------|--------------------------|--------------------------|
| Section Times | 1:19.29 [8] (0:08.38) | 1:10.91 [7] (0:12.00) | 0:58.91 [8] (0:12.01) | 0:46.90 [8] (0:12.23) | 0:34.67 [7] (0:11.67) | 0:23.00 [8] (0:10.97) | 0:12.03 [7] (0:12.03) |
| Average Speed [km/h] | 42.8 | 60.0 | 60.6 | 59.2 | 62.2 | 65.5 | 59.7 |
| Top Speed [km/h] | 57.8 | 60.8 | 61.8 | 62.7 | 64.3 | 67.0 | 63.6 |
| Avg. Dist. to Rail [m] | 6.5 | 4.1 | 3.2 | 1.4 | 0.9 | 5.2 | 6.7 |
| Avg. Stride Freq. [Hz] | 2.3 | 2.5 | 2.4 | 2.4 | 2.4 | 2.5 | 2.4 |
| Avg. Stride Length [m] | 5.3 | 6.7 | 7.0 | 6.9 | 7.2 | 7.3 | 6.9 |



- [] Ranking at each section and finish
- .-.- No data available at this section
- NA No data available



| | |
|--------------------------------|-------------------|
| Horse/Jockey Name | Harmony Reigns |
| Final Rank | 9 |
| Fastest Section Time (Section) | 0:08.53 (Overall) |
| Top Speed [km/h] (Section) | 65.8 (400m) |
| Race State | Finished |



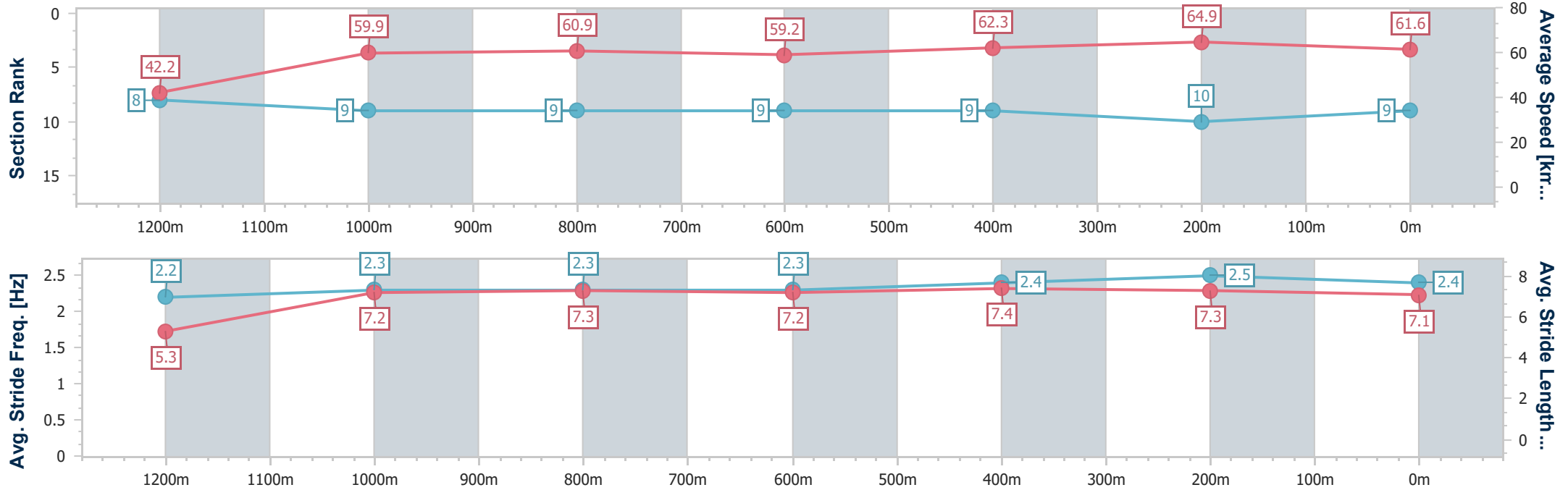
Sunshine Coast QLD Professional
 Race 6: PELICAN MOTORS SERVICE CENTRE BENCHMARK
 62 Handicap - 1300m



02 February 2024 - 20:40

Track Rating: Soft 7, Weather: Fine, Rail Position: +6m

| Section | Overall | 1200m | 1000m | 800m | 600m | 400m | 200m |
|------------------------|--------------------------|--------------------------|--------------------------|--------------------------|--------------------------|--------------------------|---------------------------|
| Section Times | 1:19.30 [9] (0:08.53) | 1:10.77 [8] (0:12.02) | 0:58.75 [9] (0:11.96) | 0:46.79 [9] (0:12.31) | 0:34.48 [9] (0:11.65) | 0:22.83 [9] (0:11.13) | 0:11.70 [10] (0:11.70) |
| Average Speed [km/h] | 42.2 | 59.9 | 60.9 | 59.2 | 62.3 | 64.9 | 61.6 |
| Top Speed [km/h] | 57.3 | 61.2 | 61.6 | 64.2 | 64.1 | 65.8 | 64.2 |
| Avg. Dist. to Rail [m] | 7.5 | 3.8 | 3.2 | 2.5 | 1.8 | 4.2 | 3.4 |
| Avg. Stride Freq. [Hz] | 2.2 | 2.3 | 2.3 | 2.3 | 2.4 | 2.5 | 2.4 |
| Avg. Stride Length [m] | 5.3 | 7.2 | 7.3 | 7.2 | 7.4 | 7.3 | 7.1 |



- [] Ranking at each section and finish
- .-.- No data available at this section
- NA No data available



| | |
|--------------------------------|-------------------|
| Horse/Jockey Name | Texas Storm |
| Final Rank | 10 |
| Fastest Section Time (Section) | 0:08.31 (Overall) |
| Top Speed [km/h] (Section) | 64.6 (1200m) |
| Race State | Finished |



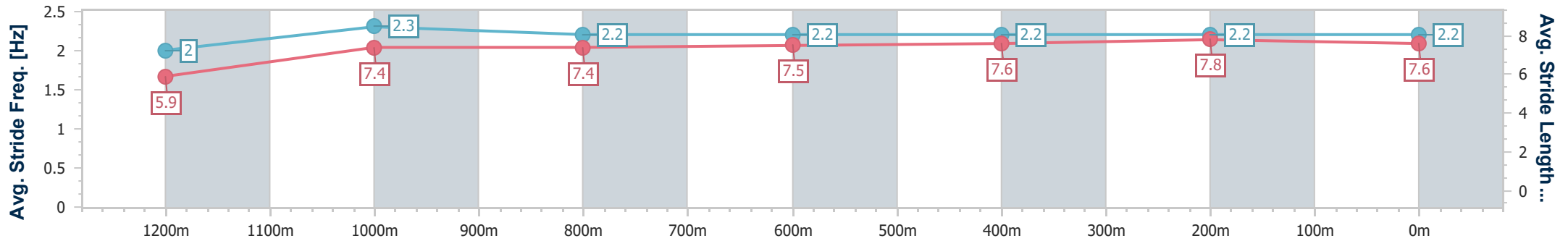
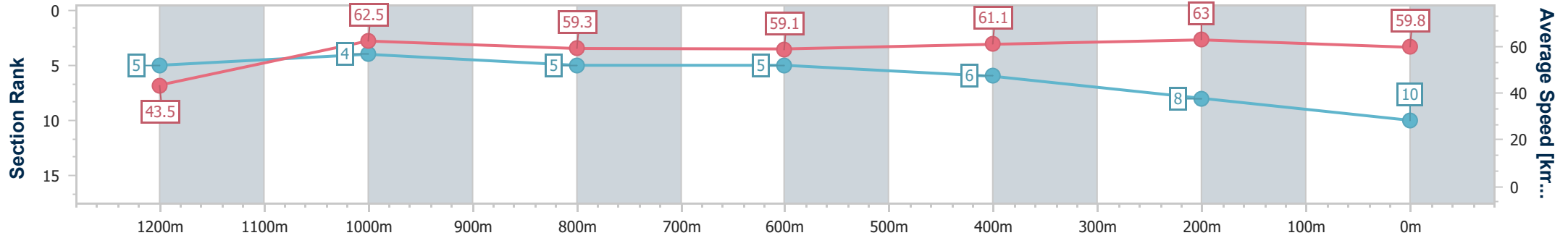
Sunshine Coast QLD Professional
Race 6: PELICAN MOTORS SERVICE CENTRE BENCHMARK
62 Handicap - 1300m



02 February 2024 - 20:40

Track Rating: Soft 7, Weather: Fine, Rail Position: +6m

| Section | Overall | 1200m | 1000m | 800m | 600m | 400m | 200m |
|------------------------|---------------------------|--------------------------|--------------------------|--------------------------|--------------------------|--------------------------|-------------|
| Section Times | 1:19.54 [10] (0:08.31) | 1:11.23 [5] (0:11.50) | 0:59.73 [4] (0:12.18) | 0:47.55 [5] (0:12.26) | 0:35.29 [5] (0:11.83) | 0:23.46 [6] (0:11.44) | 0:12.02 [8] |
| Average Speed [km/h] | 43.5 | 62.5 | 59.3 | 59.1 | 61.1 | 63.0 | 59.8 |
| Top Speed [km/h] | 60.9 | 64.6 | 60.9 | 61.5 | 63.0 | 63.6 | 62.3 |
| Avg. Dist. to Rail [m] | 3.1 | 1.9 | 2.0 | 1.4 | 0.3 | 1.4 | 0.9 |
| Avg. Stride Freq. [Hz] | 2.0 | 2.3 | 2.2 | 2.2 | 2.2 | 2.2 | 2.2 |
| Avg. Stride Length [m] | 5.9 | 7.4 | 7.4 | 7.5 | 7.6 | 7.8 | 7.6 |



- [] Ranking at each section and finish
- .-.- No data available at this section
- NA No data available



| | |
|--------------------------------|-------------------|
| Horse/Jockey Name | Sista Elenore |
| Final Rank | 11 |
| Fastest Section Time (Section) | 0:08.68 (Overall) |
| Top Speed [km/h] (Section) | 64.2 (400m) |
| Race State | Finished |



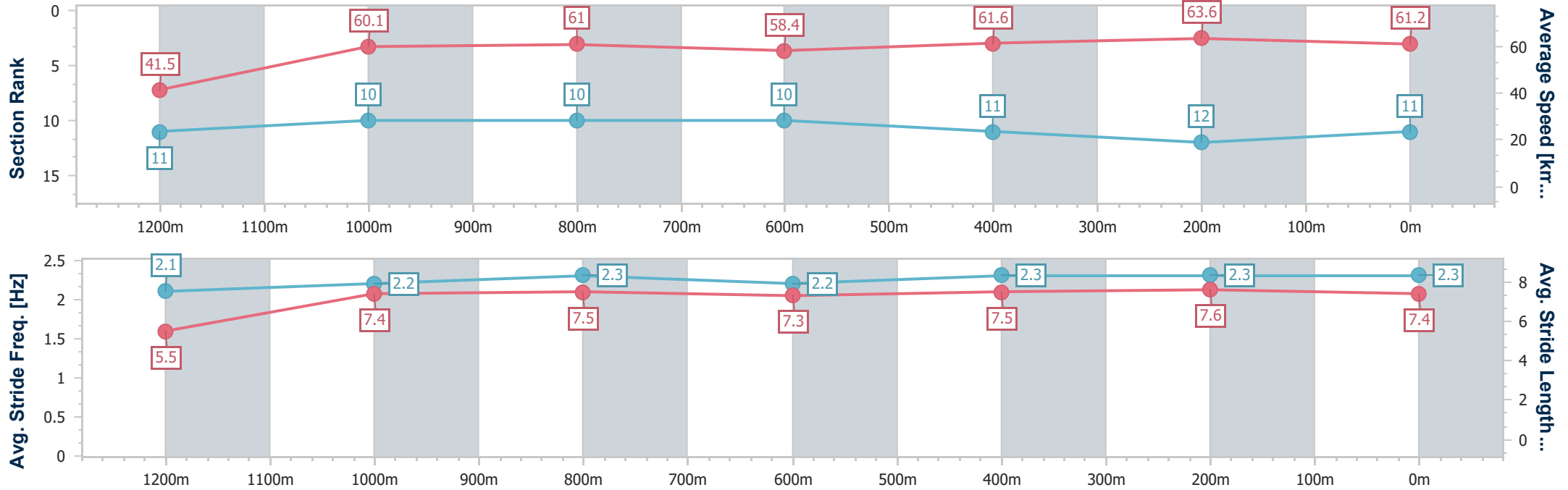
Sunshine Coast QLD Professional
Race 6: PELICAN MOTORS SERVICE CENTRE BENCHMARK
62 Handicap - 1300m



02 February 2024 - 20:40

Track Rating: Soft 7, Weather: Fine, Rail Position: +6m

| Section | Overall | 1200m | 1000m | 800m | 600m | 400m | 200m |
|------------------------|---------------------------|---------------------------|---------------------------|---------------------------|---------------------------|---------------------------|---------------------------|
| Section Times | 1:19.76 [11] (0:08.68) | 1:11.08 [11] (0:11.99) | 0:59.09 [10] (0:11.88) | 0:47.21 [10] (0:12.43) | 0:34.78 [10] (0:11.68) | 0:23.10 [11] (0:11.36) | 0:11.74 [12] (0:11.74) |
| Average Speed [km/h] | 41.5 | 60.1 | 61.0 | 58.4 | 61.6 | 63.6 | 61.2 |
| Top Speed [km/h] | 57.8 | 61.1 | 61.5 | 62.7 | 63.0 | 64.2 | 63.4 |
| Avg. Dist. to Rail [m] | 9.9 | 3.0 | 2.0 | 1.1 | 0.4 | 3.9 | 4.2 |
| Avg. Stride Freq. [Hz] | 2.1 | 2.2 | 2.3 | 2.2 | 2.3 | 2.3 | 2.3 |
| Avg. Stride Length [m] | 5.5 | 7.4 | 7.5 | 7.3 | 7.5 | 7.6 | 7.4 |



- [] Ranking at each section and finish
- .-.- No data available at this section
- NA No data available



| | |
|--------------------------------|--------------------|
| Horse/Jockey Name | Unlikelyoccurrence |
| Final Rank | 12 |
| Fastest Section Time (Section) | 0:08.87 (Overall) |
| Top Speed [km/h] (Section) | 65.0 (400m) |
| Race State | Finished |



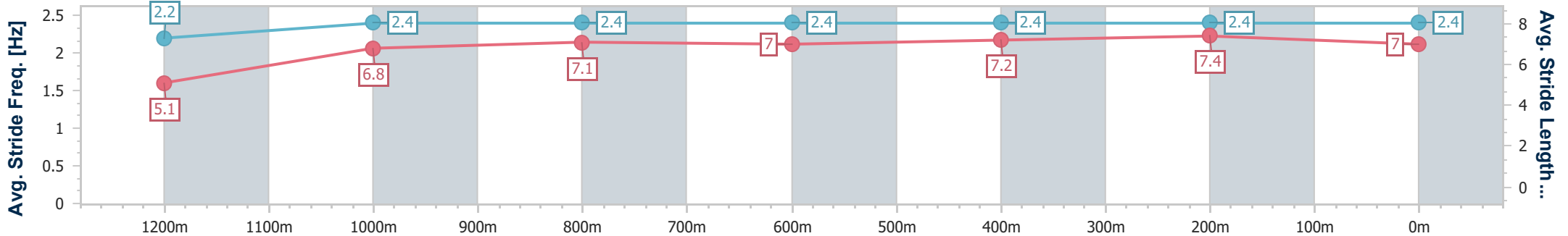
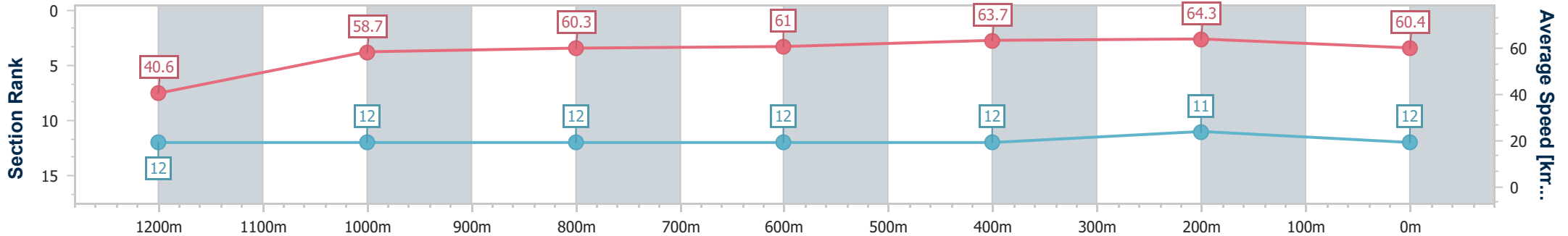
Sunshine Coast QLD Professional
 Race 6: PELICAN MOTORS SERVICE CENTRE BENCHMARK
 62 Handicap - 1300m



02 February 2024 - 20:40

Track Rating: Soft 7, Weather: Fine, Rail Position: +6m

| Section | Overall | 1200m | 1000m | 800m | 600m | 400m | 200m |
|------------------------|---------------------------|---------------------------|---------------------------|---------------------------|---------------------------|---------------------------|---------------------------|
| Section Times | 1:19.84 [12] (0:08.87) | 1:10.97 [12] (0:12.29) | 0:58.68 [12] (0:12.03) | 0:46.65 [12] (0:12.02) | 0:34.63 [12] (0:11.51) | 0:23.12 [12] (0:11.20) | 0:11.92 [11] (0:11.92) |
| Average Speed [km/h] | 40.6 | 58.7 | 60.3 | 61.0 | 63.7 | 64.3 | 60.4 |
| Top Speed [km/h] | 54.8 | 60.5 | 61.6 | 63.7 | 64.8 | 65.0 | 63.6 |
| Avg. Dist. to Rail [m] | 12.7 | 3.5 | 3.1 | 3.2 | 2.7 | 6.7 | 7.4 |
| Avg. Stride Freq. [Hz] | 2.2 | 2.4 | 2.4 | 2.4 | 2.4 | 2.4 | 2.4 |
| Avg. Stride Length [m] | 5.1 | 6.8 | 7.1 | 7.0 | 7.2 | 7.4 | 7.0 |



- [] Ranking at each section and finish
- .-.- No data available at this section
- NA No data available