



Ipswich QLD Professional
Race 3: AUSTRALIAN INDUSTRY TRADE COLLEGE Class 2 Plate - 1100m
03 February 2024 - 14:14



Track Rating: Good 4, Weather: Fine, Rail Position: +2.5m Entire Course

Section		Overall	1000m	800m	600m	400m	200m	Last 600m					
Field Times		1:03.96 (0:08.45)	0:55.51 (0:10.75)	0:44.76 (0:10.95)	0:33.81 (0:10.92)	0:22.89 (0:11.09)	0:11.80 (0:11.80)	0:33.81					
Rank	TAB Horse/Jockey	Barrier	Top Speed [km/h]	Fastest Section	Margin							Distance Travelled [m]	
1	4 WATERWORLD Michael Cahill	3	68.6 800m	0:08.65 Overall	1:03.96 [1] (0:08.65)	0:55.31 [4] (0:10.87)	0:44.44 [3] (0:10.74)	0:33.70 [2] (0:10.81)	0:22.89 [1] (0:11.09)	0:11.80 [1] (0:11.80)	1:03.96	0:33.70	
2	3 OSTERBERG Andrew Mallyon	7	68.8 1000m	0:08.46 Overall	1:03.97 [2] (0:08.46)	0:55.51 [2] (0:10.74)	0:44.77 [1] (0:10.95)	0:33.82 [1] (0:11.02)	0:22.80 [2] (0:11.04)	0:11.76 [2] (0:11.76)	0.1L	0:33.82	-1
3	9 QUEEN'S SECRET Jag Guthmann-Chester	6	66.7 1000m	0:08.45 Overall	1:04.51 [3] (0:08.45)	0:56.06 [1] (0:10.99)	0:45.07 [2] (0:11.08)	0:33.99 [4] (0:10.98)	0:23.01 [4] (0:11.33)	0:11.68 [4] (0:11.68)	3.1L	0:33.99	+2
4	1 BEEFEATERS Jason Taylor	1	66.9 1000m	0:08.62 Overall	1:04.52 [4] (0:08.62)	0:55.90 [3] (0:10.99)	0:44.91 [4] (0:10.85)	0:34.06 [3] (0:10.96)	0:23.10 [3] (0:11.24)	0:11.86 [3] (0:11.86)	3.2L	0:34.06	-1
5	5 CLAUDIUS Casey Waddell	5	68.5 1000m	0:09.23 Overall	1:04.72 [5] (0:09.23)	0:55.49 [5] (0:10.80)	0:44.69 [5] (0:10.86)	0:33.83 [5] (0:10.96)	0:22.87 [5] (0:11.27)	0:11.60 [5] (0:11.60)	4.2L	0:33.83	+1

Scratched: Hattusa (#6), Kernel Boom (#2), Marleedoone (#8), Freeland (#10), Hachiman (#7)

[] Ranking at each section and finish
 -:-:- No data available at this section
 NA No data available

SCN Saddle cloth number
 DNF Did not finish
 DNT Did not track



Horse/Jockey Name	Waterworld
Final Rank	1
Fastest Section Time (Section)	0:08.65 (Overall)
Top Speed [km/h] (Section)	68.6 (800m)
Race State	Finished

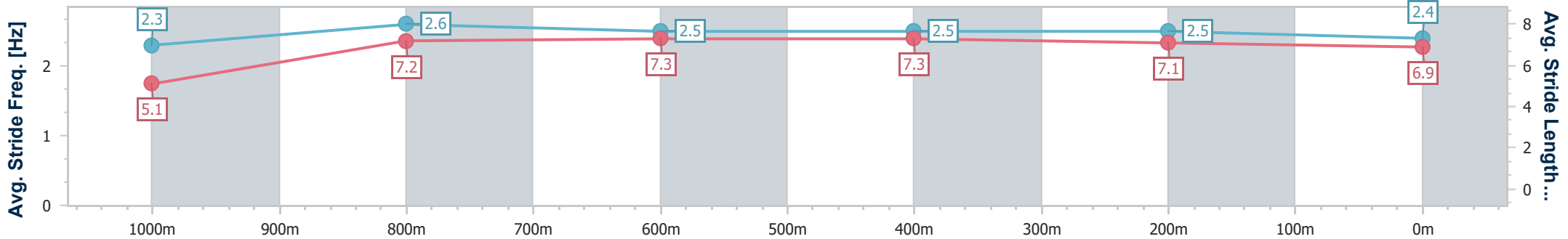
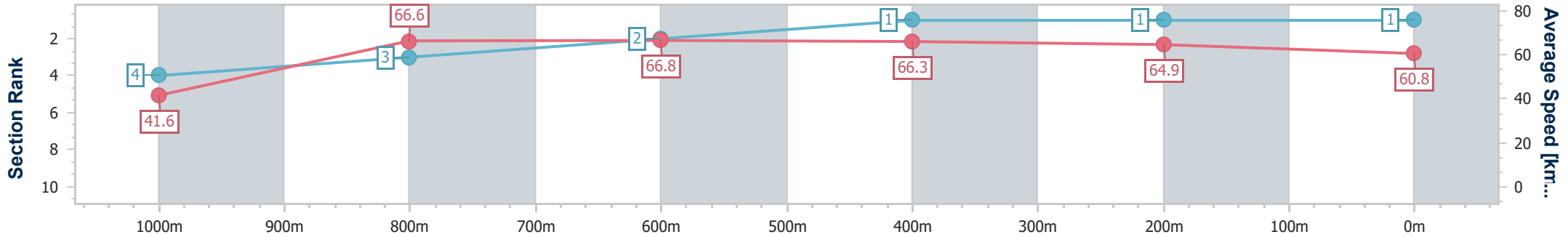


Ipswich QLD Professional
 Race 3: AUSTRALIAN INDUSTRY TRADE COLLEGE Class 2
 Plate - 1100m



03 February 2024 - 14:14
 Track Rating: Good 4, Weather: Fine, Rail Position: +2.5m Entire Course

Section	Overall	1000m	800m	600m	400m	200m
Section Times	1:03.96 [1] (0:08.65)	0:55.31 [4] (0:10.87)	0:44.44 [3] (0:10.74)	0:33.70 [2] (0:10.81)	0:22.89 [1] (0:11.09)	0:11.80 [1] (0:11.80)
Average Speed [km/h]	41.6	66.6	66.8	66.3	64.9	60.8
Top Speed [km/h]	61.7	68.4	68.6	67.0	65.5	64.0
Avg. Dist. to Rail [m]	3.6	1.2	1.2	1.0	0.4	0.3
Avg. Stride Freq. [Hz]	2.3	2.6	2.5	2.5	2.5	2.4
Avg. Stride Length [m]	5.1	7.2	7.3	7.3	7.1	6.9



- [] Ranking at each section and finish
- .-.- No data available at this section
- NA No data available



Horse/Jockey Name	Osterberg
Final Rank	2
Fastest Section Time (Section)	0:08.46 (Overall)
Top Speed [km/h] (Section)	68.8 (1000m)
Race State	Finished

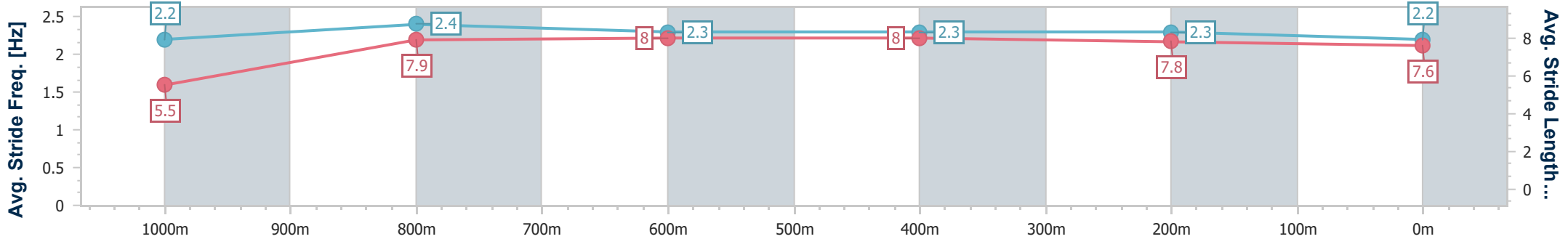
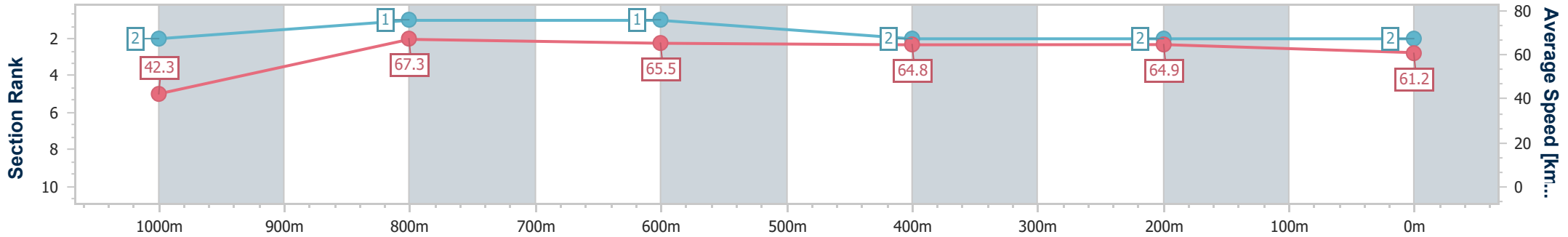


Ipswich QLD Professional
 Race 3: AUSTRALIAN INDUSTRY TRADE COLLEGE Class 2
 Plate - 1100m



03 February 2024 - 14:14
 Track Rating: Good 4, Weather: Fine, Rail Position: +2.5m Entire Course

Section	Overall	1000m	800m	600m	400m	200m
Section Times	1:03.97 [2] (0:08.46)	0:55.51 [2] (0:10.74)	0:44.77 [1] (0:10.95)	0:33.82 [1] (0:11.02)	0:22.80 [2] (0:11.04)	0:11.76 [2] (0:11.76)
Average Speed [km/h]	42.3	67.3	65.5	64.8	64.9	61.2
Top Speed [km/h]	63.4	68.8	66.7	65.7	65.3	63.9
Avg. Dist. to Rail [m]	5.7	2.4	1.2	1.5	1.4	1.3
Avg. Stride Freq. [Hz]	2.2	2.4	2.3	2.3	2.3	2.2
Avg. Stride Length [m]	5.5	7.9	8.0	8.0	7.8	7.6



- [] Ranking at each section and finish
- .-.- No data available at this section
- NA No data available



Horse/Jockey Name	Queen's Secret
Final Rank	3
Fastest Section Time (Section)	0:08.45 (Overall)
Top Speed [km/h] (Section)	66.7 (1000m)
Race State	Finished



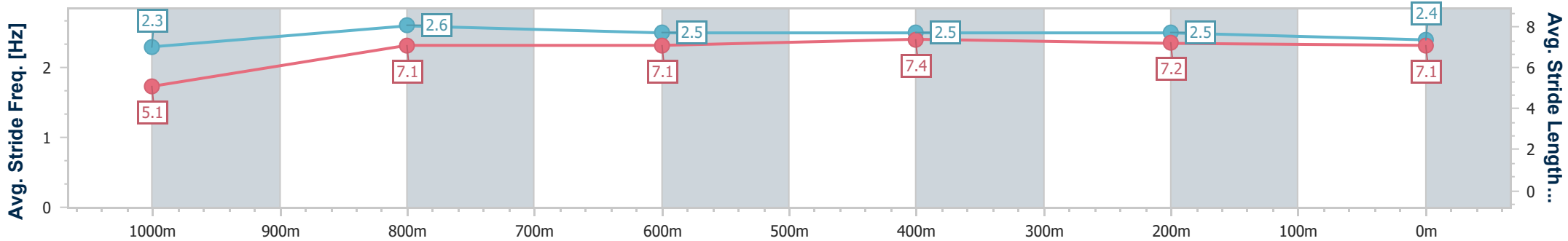
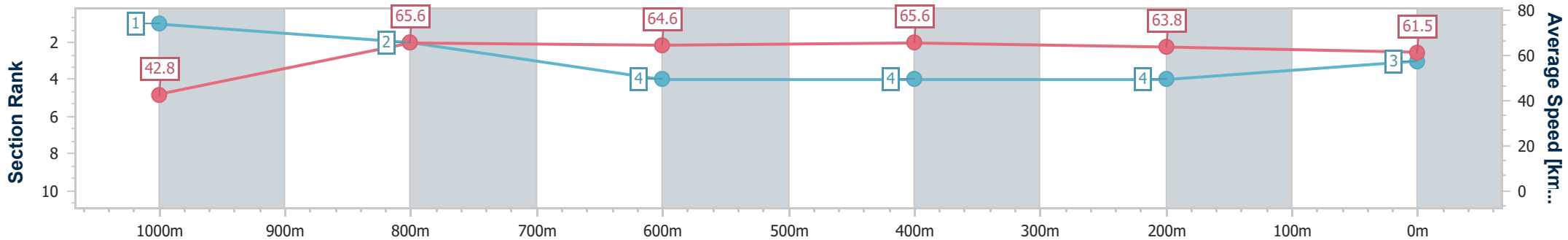
Ipswich QLD Professional
Race 3: AUSTRALIAN INDUSTRY TRADE COLLEGE Class 2
Plate - 1100m



03 February 2024 - 14:14

Track Rating: Good 4, Weather: Fine, Rail Position: +2.5m Entire Course

Section	Overall	1000m	800m	600m	400m	200m								
Section Times	1:04.51 [3] (0:08.45)	0:56.06 [1] (0:10.99)	0:45.07 [2] (0:11.08)	0:33.99 [4] (0:10.98)	0:23.01 [4] (0:11.33)	0:11.68 [4]								
Average Speed [km/h]	42.8	65.6	64.6	65.6	63.8	61.5								
Top Speed [km/h]	62.2	66.7	66.0	66.6	64.3	63.4								
Avg. Dist. to Rail [m]	4.5	0.6	0.5	0.3	1.2	1.9								
Avg. Stride Freq. [Hz]	2.3	2.6	2.5	2.5	2.5	2.4								
Avg. Stride Length [m]	5.1	7.1	7.1	7.4	7.2	7.1								



- [] Ranking at each section and finish
- .-.- No data available at this section
- NA No data available



Horse/Jockey Name	Beefeaters
Final Rank	4
Fastest Section Time (Section)	0:08.62 (Overall)
Top Speed [km/h] (Section)	66.9 (1000m)
Race State	Finished



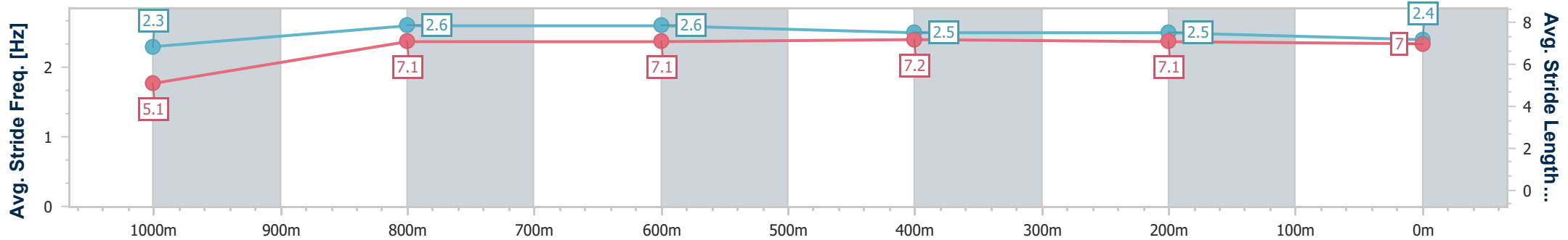
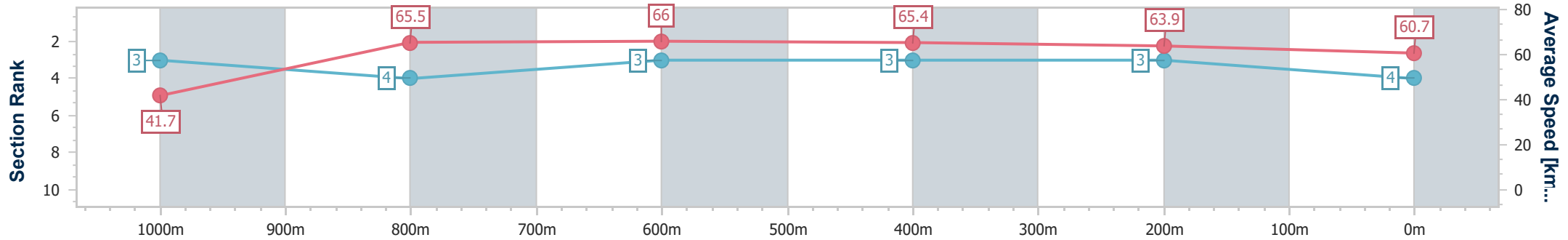
Ipswich QLD Professional
 Race 3: AUSTRALIAN INDUSTRY TRADE COLLEGE Class 2
 Plate - 1100m



03 February 2024 - 14:14

Track Rating: Good 4, Weather: Fine, Rail Position: +2.5m Entire Course

Section	Overall	1000m	800m	600m	400m	200m
Section Times	1:04.52 [4] (0:08.62)	0:55.90 [3] (0:10.99)	0:44.91 [4] (0:10.85)	0:34.06 [3] (0:10.96)	0:23.10 [3] (0:11.24)	0:11.86 [3] (0:11.86)
Average Speed [km/h]	41.7	65.5	66.0	65.4	63.9	60.7
Top Speed [km/h]	62.7	66.9	66.3	66.3	64.6	62.9
Avg. Dist. to Rail [m]	2.6	0.3	1.3	1.1	0.5	0.4
Avg. Stride Freq. [Hz]	2.3	2.6	2.6	2.5	2.5	2.4
Avg. Stride Length [m]	5.1	7.1	7.1	7.2	7.1	7.0



- [] Ranking at each section and finish
- .-.- No data available at this section
- NA No data available



Horse/Jockey Name	Claudius
Final Rank	5
Fastest Section Time (Section)	0:09.23 (Overall)
Top Speed [km/h] (Section)	68.5 (1000m)
Race State	Finished

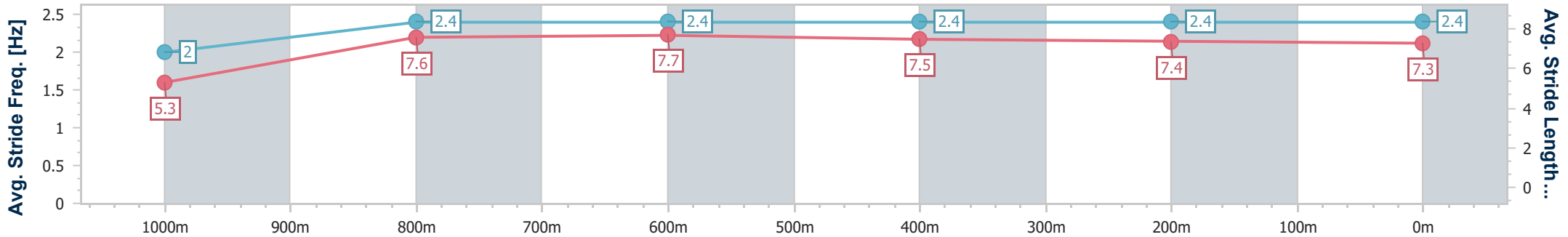
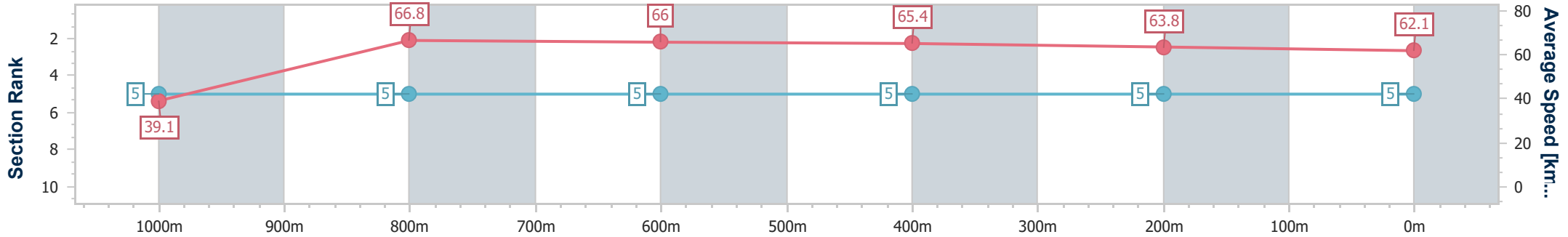


Ipswich QLD Professional
 Race 3: AUSTRALIAN INDUSTRY TRADE COLLEGE Class 2
 Plate - 1100m



03 February 2024 - 14:14
 Track Rating: Good 4, Weather: Fine, Rail Position: +2.5m Entire Course

Section	Overall	1000m	800m	600m	400m	200m
Section Times	1:04.72 [5] (0:09.23)	0:55.49 [5] (0:10.80)	0:44.69 [5] (0:10.86)	0:33.83 [5] (0:10.96)	0:22.87 [5] (0:11.27)	0:11.60 [5] (0:11.60)
Average Speed [km/h]	39.1	66.8	66.0	65.4	63.8	62.1
Top Speed [km/h]	61.7	68.5	68.0	66.8	64.4	63.8
Avg. Dist. to Rail [m]	4.4	1.1	0.8	1.2	1.0	3.8
Avg. Stride Freq. [Hz]	2.0	2.4	2.4	2.4	2.4	2.4
Avg. Stride Length [m]	5.3	7.6	7.7	7.5	7.4	7.3



- [] Ranking at each section and finish
- .-.- No data available at this section
- NA No data available