

Track Rating: Good 4, Weather: Fine, Rail Position: +2.5m Entire Course

Section		Overall	1000m	800m	600m	400m	200m	Last 600m						
Field Times		1:04.14 (0:08.31)	0:55.83 (0:11.07)	0:44.76 (0:11.09)	0:33.67 (0:10.97)	0:22.70 (0:11.11)	0:11.59 (0:11.59)	0:33.67						
Rank	TAB	Horse/Jockey	Barrier	Top Speed [km/h]	Fastest Section	Margin						Distance Travelled [m]		
1	5	TOKYO SINS Jai Williams	4	66.0 1000m	0:08.31 Overall	1:04.14 [1] (0:08.31)	0:55.83 [1] (0:11.07)	0:44.76 [1] (0:11.09)	0:33.67 [1] (0:10.97)	0:22.70 [1] (0:11.11)	0:11.59 [1] (0:11.59)	1:04.14	0:33.67	
2	3	KERNEL BOOM Emily Lang	1	65.9 1000m	0:08.32 Overall	1:04.43 [2] (0:08.32)	0:56.11 [3] (0:11.24)	0:44.87 [3] (0:11.18)	0:33.69 [3] (0:11.01)	0:22.68 [3] (0:11.04)	0:11.64 [2] (0:11.64)	1.5L	0:33.69	+4
3	10	IN THE BLINK Jag Guthmann-Chester	7	66.3 600m	0:08.66 Overall	1:04.43 [3] (0:08.66)	0:55.77 [7] (0:11.12)	0:44.65 [5] (0:11.20)	0:33.45 [6] (0:10.97)	0:22.48 [5] (0:11.07)	0:11.41 [4] (0:11.41)	1.6L	0:33.45	+3
4	7	HACHIMAN Andrew Mallyon	8	66.0 600m	0:08.31 Overall	1:04.53 [4] (0:08.31)	0:56.22 [2] (0:11.11)	0:45.11 [2] (0:11.16)	0:33.95 [2] (0:11.07)	0:22.88 [2] (0:11.20)	0:11.68 [3] (0:11.68)	2.1L	0:33.95	+6
5	6	CHERRY SODA Dan McGillivray	12	66.8 200m	0:08.54 Overall	1:04.54 [5] (0:08.54)	0:56.00 [6] (0:11.32)	0:44.68 [7] (0:11.21)	0:33.47 [7] (0:11.13)	0:22.34 [7] (0:10.96)	0:11.38 [6] (0:11.38)	2.2L	0:33.47	+5
6	9	FACETIOUS Michael Cahill	11	66.0 600m	0:08.43 Overall	1:04.97 [6] (0:08.43)	0:56.54 [4] (0:11.37)	0:45.17 [6] (0:11.15)	0:34.02 [5] (0:11.03)	0:22.99 [6] (0:11.16)	0:11.83 [5] (0:11.83)	4.7L	0:34.02	+9
7	4	NICCI DE ROSA Sophie Wilcock	2	66.1 1000m	0:08.46 Overall	1:05.11 [7] (0:08.46)	0:56.65 [5] (0:11.15)	0:45.50 [4] (0:11.20)	0:34.30 [4] (0:11.06)	0:23.24 [4] (0:11.31)	0:11.93 [7] (0:11.93)	5.5L	0:34.30	+6

Scratched: Freeland (#11), Osterberg (#2), Waterworld (#1), Mehajir (#8), Marleedoone (#12)



Horse/Jockey Name	Tokyo Sins
Final Rank	1
Fastest Section Time (Section)	0:08.31 (Overall)
Top Speed [km/h] (Section)	66.0 (1000m)
Race State	Finished



Ipswich QLD Professional

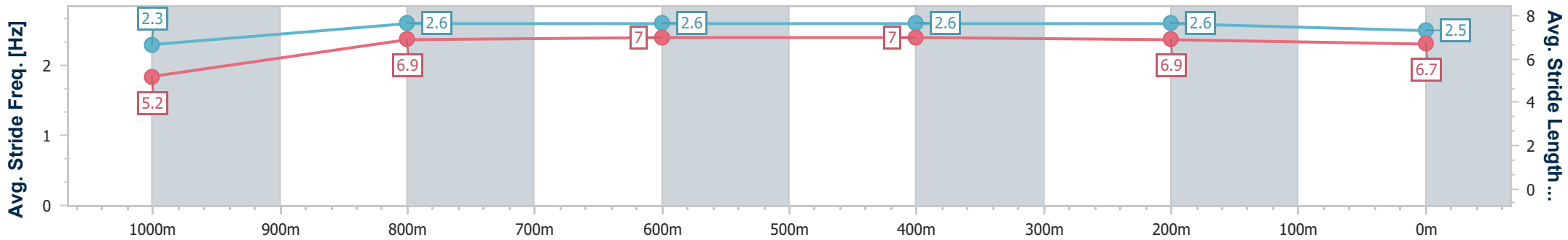
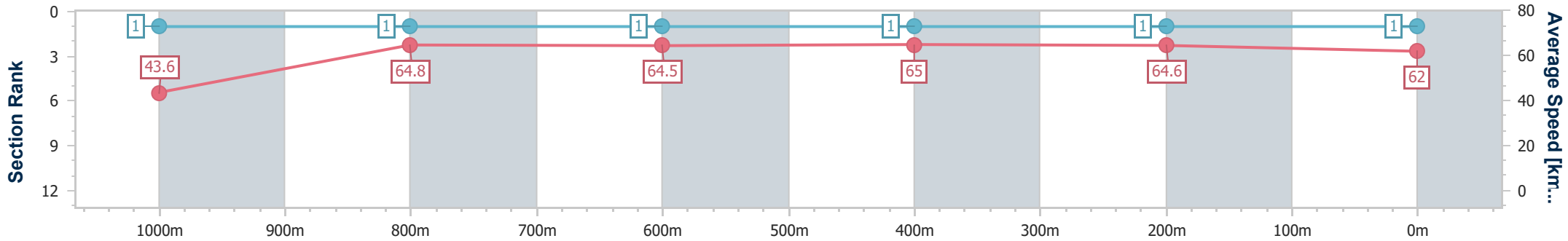
Race 4: SEVEN NEWS BENCHMARK 62 Handicap - 1100m

03 February 2024 - 14:49

Track Rating: Good 4, Weather: Fine, Rail Position: +2.5m Entire Course



Section	Overall	1000m	800m	600m	400m	200m
Section Times	1:04.14 [1] (0:08.31)	0:55.83 [1] (0:11.07)	0:44.76 [1] (0:11.09)	0:33.67 [1] (0:10.97)	0:22.70 [1] (0:11.11)	0:11.59 [1] (0:11.59)
Average Speed [km/h]	43.6	64.8	64.5	65.0	64.6	62.0
Top Speed [km/h]	63.1	66.0	65.1	65.8	65.5	64.2
Avg. Dist. to Rail [m]	3.1	1.1	1.8	1.9	1.2	0.5
Avg. Stride Freq. [Hz]	2.3	2.6	2.6	2.6	2.6	2.5
Avg. Stride Length [m]	5.2	6.9	7.0	7.0	6.9	6.7



- [] Ranking at each section and finish
- .-.- No data available at this section
- NA No data available



Horse/Jockey Name	Kernel Boom
Final Rank	2
Fastest Section Time (Section)	0:08.32 (Overall)
Top Speed [km/h] (Section)	65.9 (1000m)
Race State	Finished



Ipswich QLD Professional

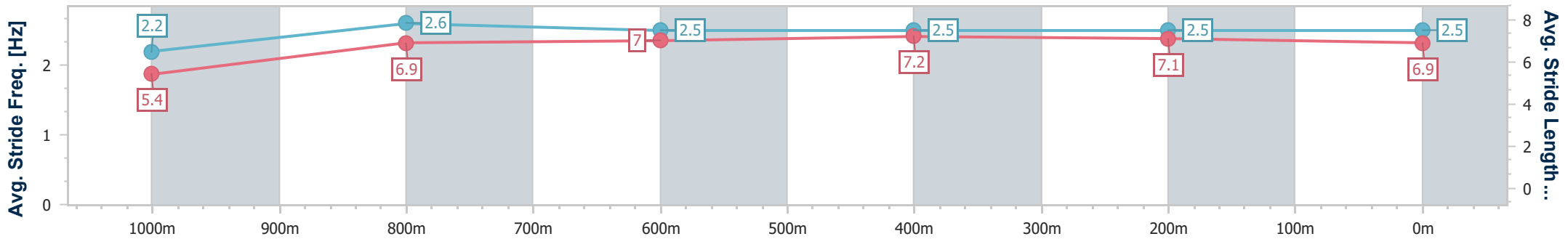
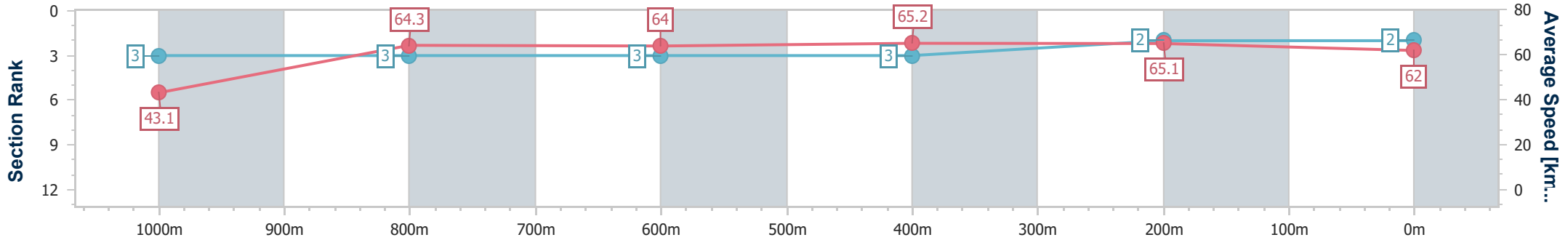
Race 4: SEVEN NEWS BENCHMARK 62 Handicap - 1100m

03 February 2024 - 14:49

Track Rating: Good 4, Weather: Fine, Rail Position: +2.5m Entire Course



Section	Overall	1000m	800m	600m	400m	200m
Section Times	1:04.43 [2] (0:08.32)	0:56.11 [3] (0:11.24)	0:44.87 [3] (0:11.18)	0:33.69 [3] (0:11.01)	0:22.68 [3] (0:11.04)	0:11.64 [2] (0:11.64)
Average Speed [km/h]	43.1	64.3	64.0	65.2	65.1	62.0
Top Speed [km/h]	61.5	65.9	65.2	65.8	65.8	64.3
Avg. Dist. to Rail [m]	1.8	0.2	0.3	0.8	0.7	1.7
Avg. Stride Freq. [Hz]	2.2	2.6	2.5	2.5	2.5	2.5
Avg. Stride Length [m]	5.4	6.9	7.0	7.2	7.1	6.9



- [] Ranking at each section and finish
- .-.- No data available at this section
- NA No data available



Horse/Jockey Name	In The Blink
Final Rank	3
Fastest Section Time (Section)	0:08.66 (Overall)
Top Speed [km/h] (Section)	66.3 (600m)
Race State	Finished



Ipswich QLD Professional

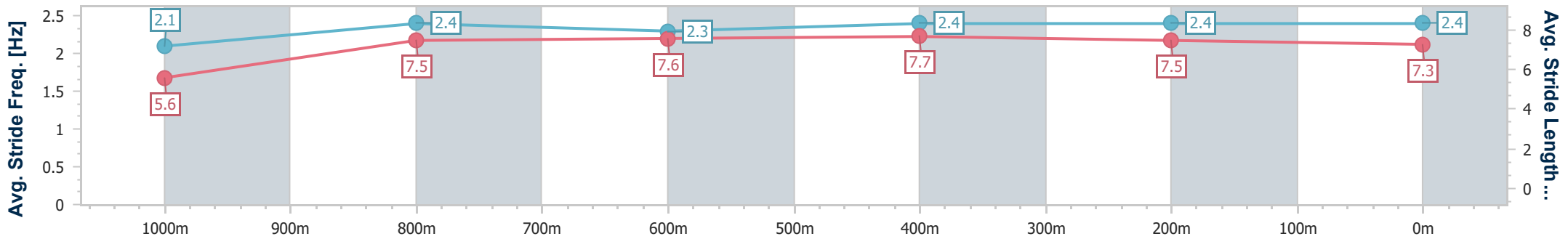
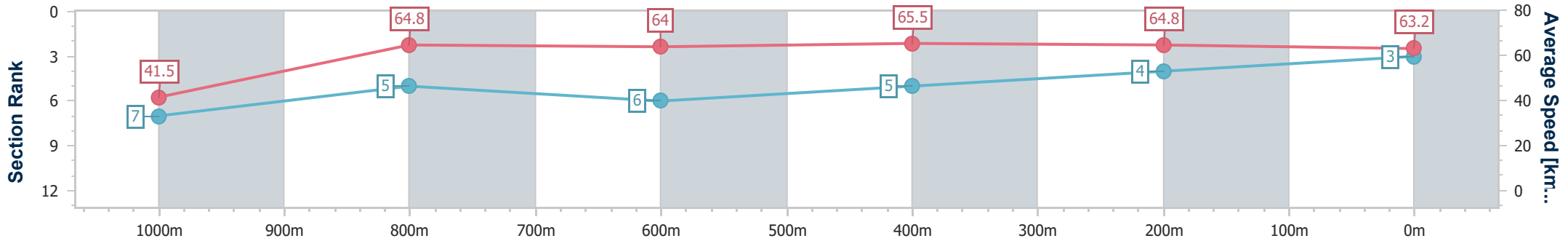
Race 4: SEVEN NEWS BENCHMARK 62 Handicap - 1100m

03 February 2024 - 14:49

Track Rating: Good 4, Weather: Fine, Rail Position: +2.5m Entire Course



Section	Overall	1000m	800m	600m	400m	200m
Section Times	1:04.43 [3] (0:08.66)	0:55.77 [7] (0:11.12)	0:44.65 [5] (0:11.20)	0:33.45 [6] (0:10.97)	0:22.48 [5] (0:11.07)	0:11.41 [4] (0:11.41)
Average Speed [km/h]	41.5	64.8	64.0	65.5	64.8	63.2
Top Speed [km/h]	62.5	65.5	64.7	66.3	66.0	65.7
Avg. Dist. to Rail [m]	4.0	0.4	0.8	0.9	0.9	0.9
Avg. Stride Freq. [Hz]	2.1	2.4	2.3	2.4	2.4	2.4
Avg. Stride Length [m]	5.6	7.5	7.6	7.7	7.5	7.3



- [] Ranking at each section and finish
- .-.- No data available at this section
- NA No data available



Horse/Jockey Name	Hachiman
Final Rank	4
Fastest Section Time (Section)	0:08.31 (Overall)
Top Speed [km/h] (Section)	66.0 (600m)
Race State	Finished



Ipswich QLD Professional

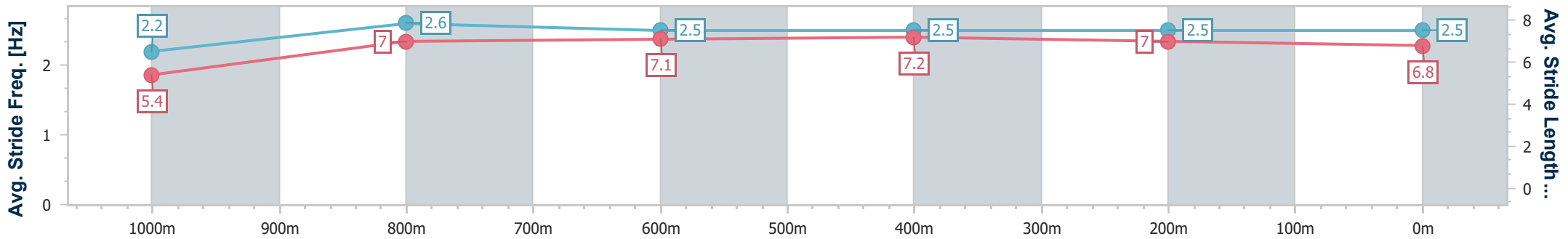
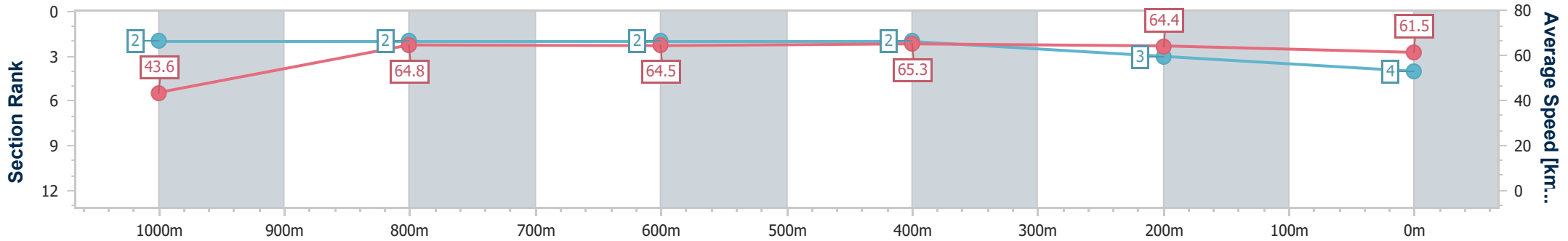
Race 4: SEVEN NEWS BENCHMARK 62 Handicap - 1100m

03 February 2024 - 14:49

Track Rating: Good 4, Weather: Fine, Rail Position: +2.5m Entire Course



Section	Overall	1000m	800m	600m	400m	200m
Section Times	1:04.53 [4] (0:08.31)	0:56.22 [2] (0:11.11)	0:45.11 [2] (0:11.16)	0:33.95 [2] (0:11.07)	0:22.88 [2] (0:11.20)	0:11.68 [3] (0:11.68)
Average Speed [km/h]	43.6	64.8	64.5	65.3	64.4	61.5
Top Speed [km/h]	63.3	65.3	65.0	66.0	64.7	64.6
Avg. Dist. to Rail [m]	5.4	1.6	0.2	0.5	0.9	3.2
Avg. Stride Freq. [Hz]	2.2	2.6	2.5	2.5	2.5	2.5
Avg. Stride Length [m]	5.4	7.0	7.1	7.2	7.0	6.8



- [] Ranking at each section and finish
- .-.- No data available at this section
- NA No data available



Horse/Jockey Name	Cherry Soda
Final Rank	5
Fastest Section Time (Section)	0:08.54 (Overall)
Top Speed [km/h] (Section)	66.8 (200m)
Race State	Finished



Ipswich QLD Professional

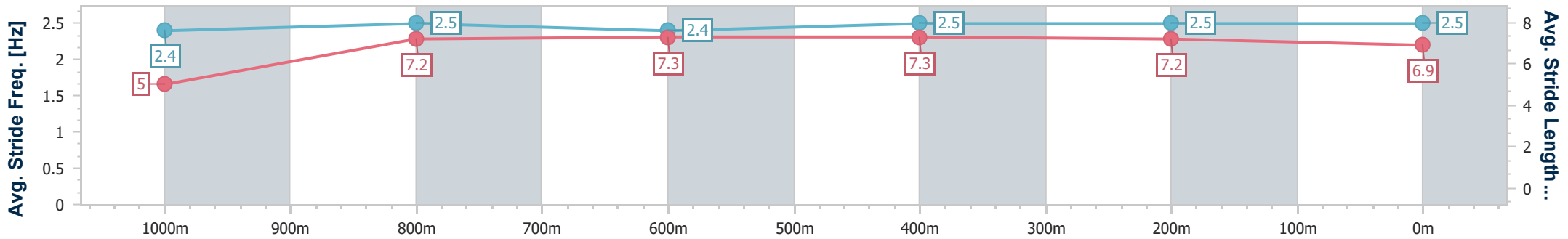
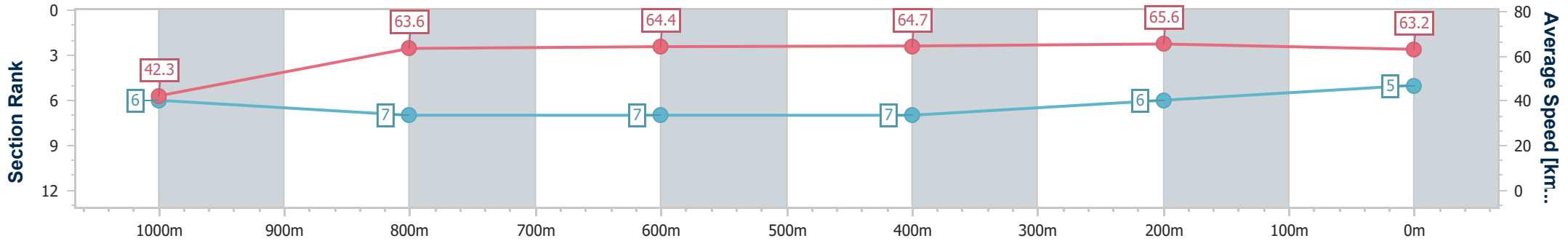
Race 4: SEVEN NEWS BENCHMARK 62 Handicap - 1100m

03 February 2024 - 14:49

Track Rating: Good 4, Weather: Fine, Rail Position: +2.5m Entire Course



Section	Overall	1000m	800m	600m	400m	200m
Section Times	1:04.54 [5] (0:08.54)	0:56.00 [6] (0:11.32)	0:44.68 [7] (0:11.21)	0:33.47 [7] (0:11.13)	0:22.34 [7] (0:10.96)	0:11.38 [6] (0:11.38)
Average Speed [km/h]	42.3	63.6	64.4	64.7	65.6	63.2
Top Speed [km/h]	59.5	65.2	65.6	66.1	66.5	66.8
Avg. Dist. to Rail [m]	7.7	2.2	0.2	0.3	0.9	4.1
Avg. Stride Freq. [Hz]	2.4	2.5	2.4	2.5	2.5	2.5
Avg. Stride Length [m]	5.0	7.2	7.3	7.3	7.2	6.9



- [] Ranking at each section and finish
- .-.- No data available at this section
- NA No data available



Horse/Jockey Name	Facetious
Final Rank	6
Fastest Section Time (Section)	0:08.43 (Overall)
Top Speed [km/h] (Section)	66.0 (600m)
Race State	Finished



Ipswich QLD Professional

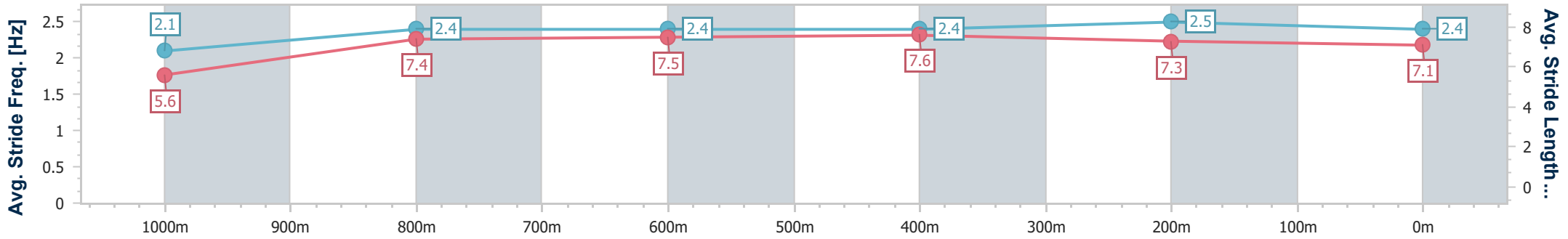
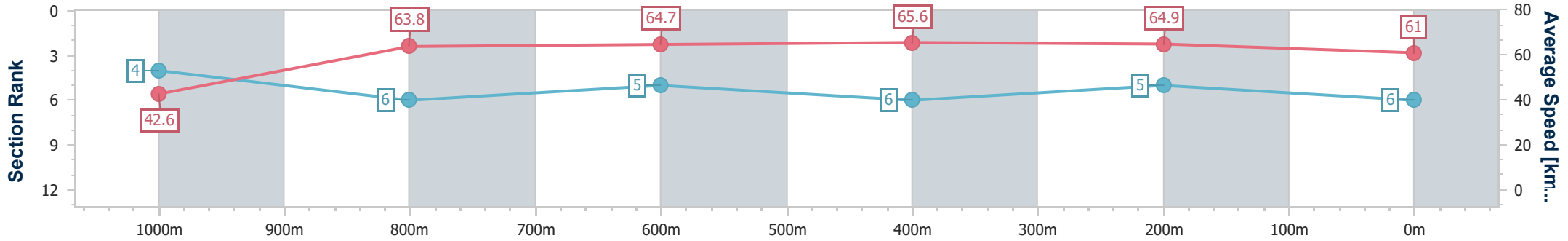
Race 4: SEVEN NEWS BENCHMARK 62 Handicap - 1100m

03 February 2024 - 14:49

Track Rating: Good 4, Weather: Fine, Rail Position: +2.5m Entire Course



Section	Overall	1000m	800m	600m	400m	200m
Section Times	1:04.97 [6] (0:08.43)	0:56.54 [4] (0:11.37)	0:45.17 [6] (0:11.15)	0:34.02 [5] (0:11.03)	0:22.99 [6] (0:11.16)	0:11.83 [5] (0:11.83)
Average Speed [km/h]	42.6	63.8	64.7	65.6	64.9	61.0
Top Speed [km/h]	61.4	64.9	65.2	66.0	65.7	64.6
Avg. Dist. to Rail [m]	6.6	2.9	0.7	1.0	2.4	4.2
Avg. Stride Freq. [Hz]	2.1	2.4	2.4	2.4	2.5	2.4
Avg. Stride Length [m]	5.6	7.4	7.5	7.6	7.3	7.1



- [] Ranking at each section and finish
- .-.- No data available at this section
- NA No data available



Horse/Jockey Name	Nicci De Rosa
Final Rank	7
Fastest Section Time (Section)	0:08.46 (Overall)
Top Speed [km/h] (Section)	66.1 (1000m)
Race State	Finished



Ipswich QLD Professional

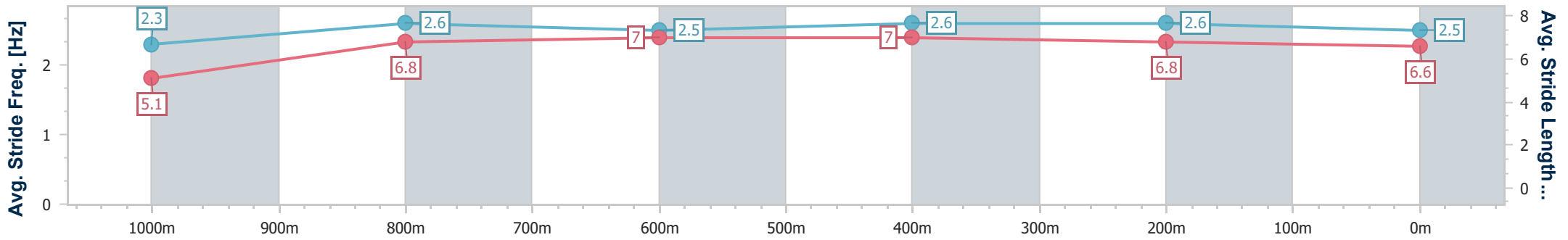
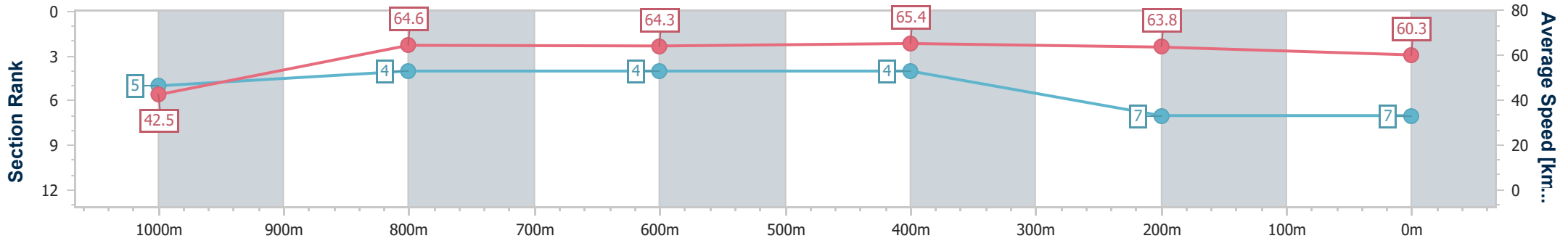
Race 4: SEVEN NEWS BENCHMARK 62 Handicap - 1100m

03 February 2024 - 14:49

Track Rating: Good 4, Weather: Fine, Rail Position: +2.5m Entire Course



Section	Overall	1000m	800m	600m	400m	200m
Section Times	1:05.11 [7] (0:08.46)	0:56.65 [5] (0:11.15)	0:45.50 [4] (0:11.20)	0:34.30 [4] (0:11.06)	0:23.24 [4] (0:11.31)	0:11.93 [7] (0:11.93)
Average Speed [km/h]	42.5	64.6	64.3	65.4	63.8	60.3
Top Speed [km/h]	62.8	66.1	65.4	65.6	65.2	62.2
Avg. Dist. to Rail [m]	2.7	0.9	0.2	0.4	1.8	3.9
Avg. Stride Freq. [Hz]	2.3	2.6	2.5	2.6	2.6	2.5
Avg. Stride Length [m]	5.1	6.8	7.0	7.0	6.8	6.6



- [] Ranking at each section and finish
- .-.- No data available at this section
- NA No data available