



# Sunshine Coast QLD Professional

## Race 3: INTEGRAL CONSTRUCTION BENCHMARK 65 Handicap - 1200m

04 February 2024 - 15:30



Track Rating: Good 4, Weather: Fine, Rail Position: +6m Entire

Section		Overall	1000m	800m	600m	400m	200m	Last 600m					
Field Times		1:11.81 (0:14.00)	0:57.81 (0:11.56)	0:46.25 (0:11.34)	0:34.91 (0:11.44)	0:23.47 (0:11.28)	0:12.19 (0:12.19)	0:34.91					
Rank	TAB Horse/Jockey	Barrier	Top Speed [km/h]	Fastest Section								Margin	Distance Travelled [m]
1	5 MEHAJIR Taylor Marshall	2	65.2 600m	0:11.22 400m	1:11.81 [1] (0:14.18)	0:57.63 [4] (0:11.53)	0:46.10 [3] (0:11.61)	0:34.49 [3] (0:11.25)	0:23.24 [4] (0:11.22)	0:12.02 [4] (0:12.02)	1:11.81	0:34.49	
2	3 WHAT A SHAM Sean Cormack	7	65.4 800m	0:11.27 600m	1:11.86 [2] (0:14.00)	0:57.86 [1] (0:11.56)	0:46.30 [1] (0:11.54)	0:34.76 [2] (0:11.27)	0:23.49 [2] (0:11.30)	0:12.19 [3] (0:12.19)	0.2L	0:34.76	+0
3	1 MAXCALEMMA Kyle Wilson-Taylor	4	66.3 600m	0:11.14 600m	1:11.89 [3] (0:14.14)	0:57.75 [2] (0:11.62)	0:46.13 [4] (0:11.60)	0:34.53 [5] (0:11.14)	0:23.39 [3] (0:11.16)	0:12.23 [2] (0:12.23)	0.4L	0:34.53	-5
4	4 BEST SONG Cejay Graham	6	65.9 400m	0:11.28 400m	1:11.91 [4] (0:14.17)	0:57.74 [3] (0:11.42)	0:46.32 [2] (0:11.31)	0:35.01 [1] (0:11.44)	0:23.57 [1] (0:11.28)	0:12.29 [1] (0:12.29)	0.5L	0:35.01	-9
5	8 SARODEC Alexandra Bryan	8	66.0 1000m	0:11.24 600m	1:12.37 [5] (0:14.48)	0:57.89 [5] (0:11.30)	0:46.59 [5] (0:11.58)	0:35.01 [4] (0:11.24)	0:23.77 [5] (0:11.34)	0:12.43 [5] (0:12.43)	3L	0:35.01	+3
6	7 KASEAR Mark Du Plessis	1	65.3 400m	0:11.22 600m	1:12.38 [6] (0:14.63)	0:57.75 [6] (0:11.44)	0:46.31 [6] (0:11.59)	0:34.72 [6] (0:11.22)	0:23.50 [6] (0:11.32)	0:12.18 [6] (0:12.18)	3.1L	0:34.72	-5

Scratched: Orphan's Trust (#2), In The Blink (#6)

[ ] Ranking at each section and finish  
 -:-:- No data available at this section  
 NA No data available

SCN Saddle cloth number  
 DNF Did not finish  
 DNT Did not track



Horse/Jockey Name	Mehajir
Final Rank	1
Fastest Section Time (Section)	0:11.22 (400m)
Top Speed [km/h] (Section)	65.2 (600m)
Race State	Finished



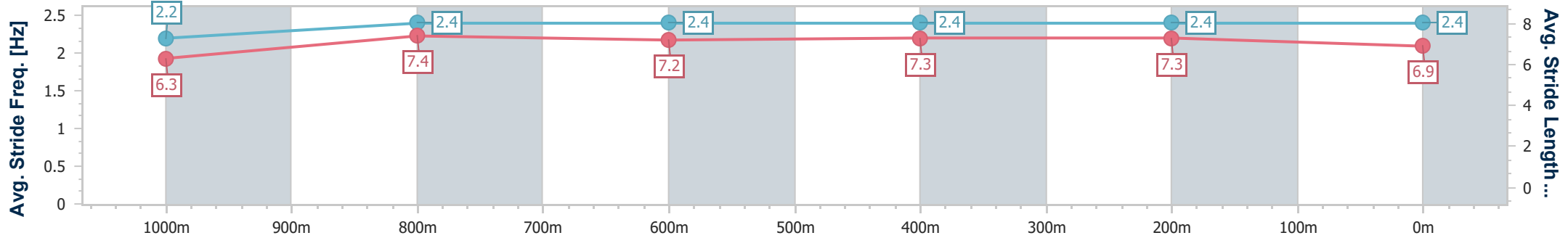
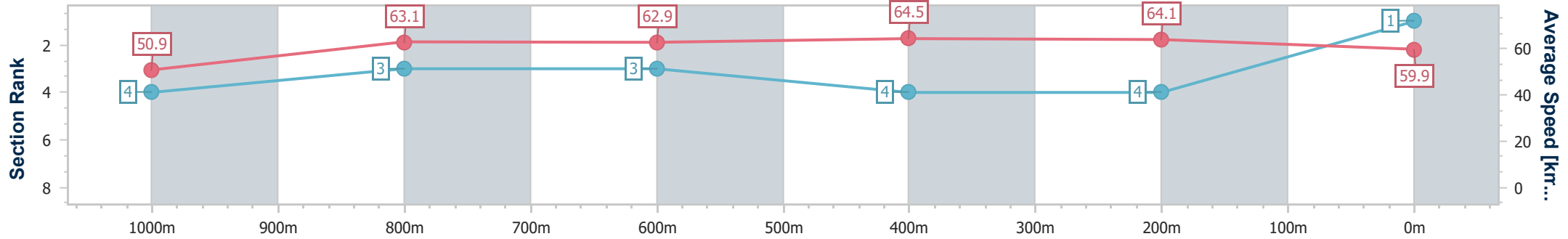
Sunshine Coast QLD Professional  
Race 3: INTEGRAL CONSTRUCTION BENCHMARK 65  
Handicap - 1200m



04 February 2024 - 15:30

Track Rating: Good 4, Weather: Fine, Rail Position: +6m Entire

Section	Overall	1000m	800m	600m	400m	200m
Section Times	1:11.81 [1] (0:14.18)	0:57.63 [4] (0:11.53)	0:46.10 [3] (0:11.61)	0:34.49 [3] (0:11.25)	0:23.24 [4] (0:11.22)	0:12.02 [4] (0:12.02)
Average Speed [km/h]	50.9	63.1	62.9	64.5	64.1	59.9
Top Speed [km/h]	63.1	64.1	64.1	65.2	65.1	63.2
Avg. Dist. to Rail [m]	3.5	2.9	2.4	1.4	4.4	6.4
Avg. Stride Freq. [Hz]	2.2	2.4	2.4	2.4	2.4	2.4
Avg. Stride Length [m]	6.3	7.4	7.2	7.3	7.3	6.9



- [ ] Ranking at each section and finish
- .-.-.- No data available at this section
- NA No data available



Horse/Jockey Name	What A Sham
Final Rank	2
Fastest Section Time (Section)	0:11.27 (600m)
Top Speed [km/h] (Section)	65.4 (800m)
Race State	Finished



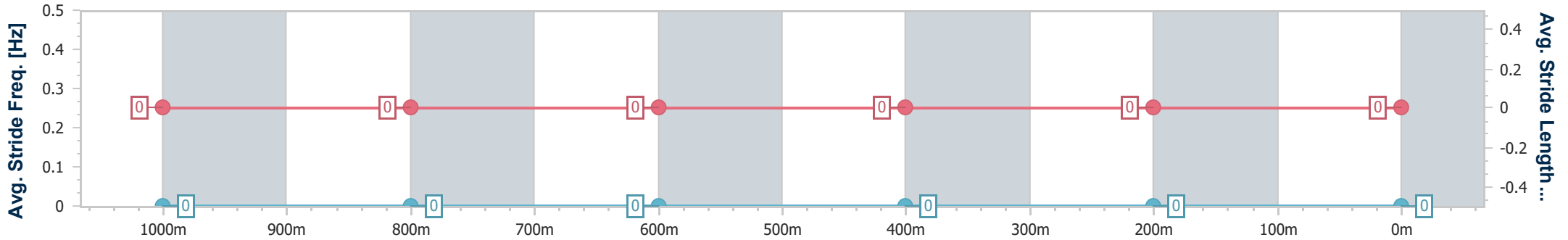
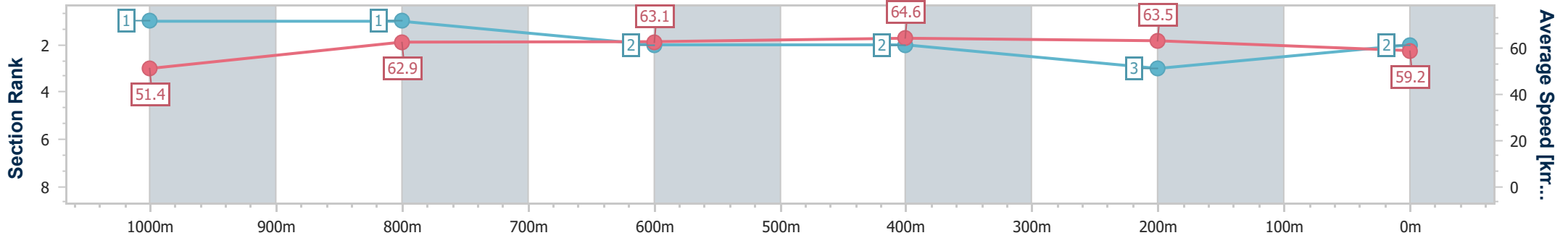
Sunshine Coast QLD Professional  
 Race 3: INTEGRAL CONSTRUCTION BENCHMARK 65  
 Handicap - 1200m



04 February 2024 - 15:30

Track Rating: Good 4, Weather: Fine, Rail Position: +6m Entire

Section	Overall	1000m	800m	600m	400m	200m
Section Times	1:11.86 [2] (0:14.00)	0:57.86 [1] (0:11.56)	0:46.30 [1] (0:11.54)	0:34.76 [2] (0:11.27)	0:23.49 [2] (0:11.30)	0:12.19 [3] (0:12.19)
Average Speed [km/h]	51.4	62.9	63.1	64.6	63.5	59.2
Top Speed [km/h]	64.9	64.7	65.4	65.2	64.8	61.6
Avg. Dist. to Rail [m]	5.8	3.4	2.4	1.3	5.0	5.7
Avg. Stride Freq. [Hz]	---	---	---	---	---	---
Avg. Stride Length [m]	---	---	---	---	---	---



- [ ] Ranking at each section and finish
- No data available at this section
- NA No data available



Horse/Jockey Name	Maxcalemma
Final Rank	3
Fastest Section Time (Section)	0:11.14 (600m)
Top Speed [km/h] (Section)	66.3 (600m)
Race State	Finished



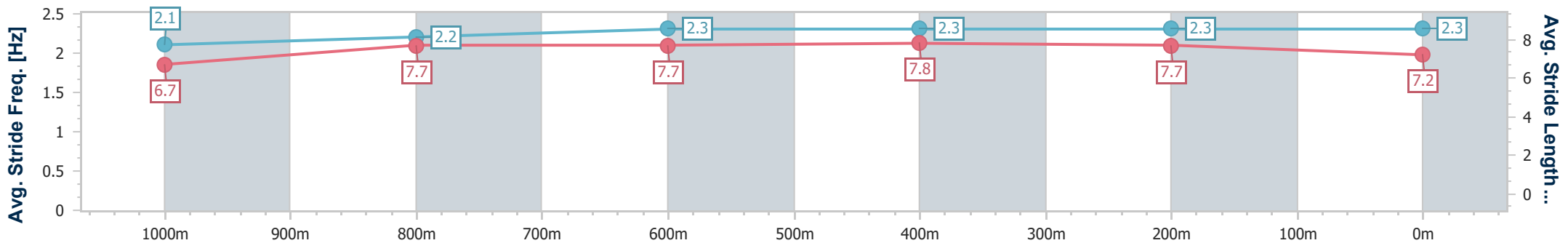
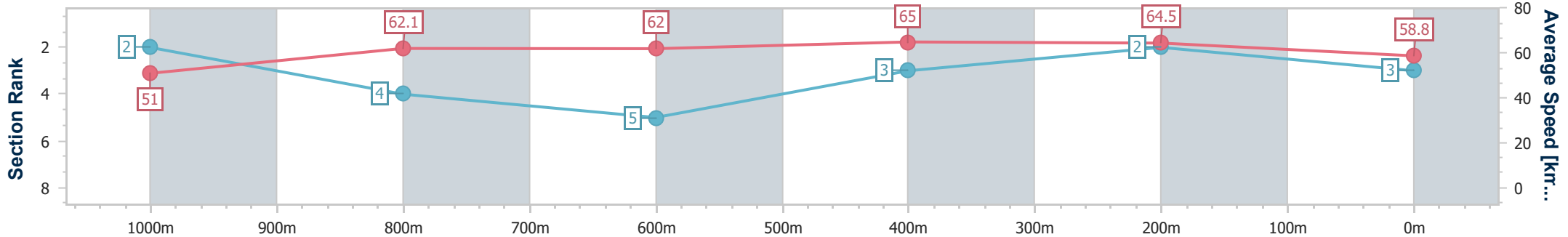
Sunshine Coast QLD Professional  
 Race 3: INTEGRAL CONSTRUCTION BENCHMARK 65  
 Handicap - 1200m



04 February 2024 - 15:30

Track Rating: Good 4, Weather: Fine, Rail Position: +6m Entire

Section	Overall	1000m	800m	600m	400m	200m
Section Times	1:11.89 [3] (0:14.14)	0:57.75 [2] (0:11.62)	0:46.13 [4] (0:11.60)	0:34.53 [5] (0:11.14)	0:23.39 [3] (0:11.16)	0:12.23 [2] (0:12.23)
Average Speed [km/h]	51.0	62.1	62.0	65.0	64.5	58.8
Top Speed [km/h]	64.1	63.9	65.2	66.3	66.1	62.1
Avg. Dist. to Rail [m]	3.3	0.8	0.5	0.5	0.8	1.4
Avg. Stride Freq. [Hz]	2.1	2.2	2.3	2.3	2.3	2.3
Avg. Stride Length [m]	6.7	7.7	7.7	7.8	7.7	7.2



- [ ] Ranking at each section and finish
- .-.-.- No data available at this section
- NA No data available



Horse/Jockey Name	Best Song
Final Rank	4
Fastest Section Time (Section)	0:11.28 (400m)
Top Speed [km/h] (Section)	65.9 (400m)
Race State	Finished



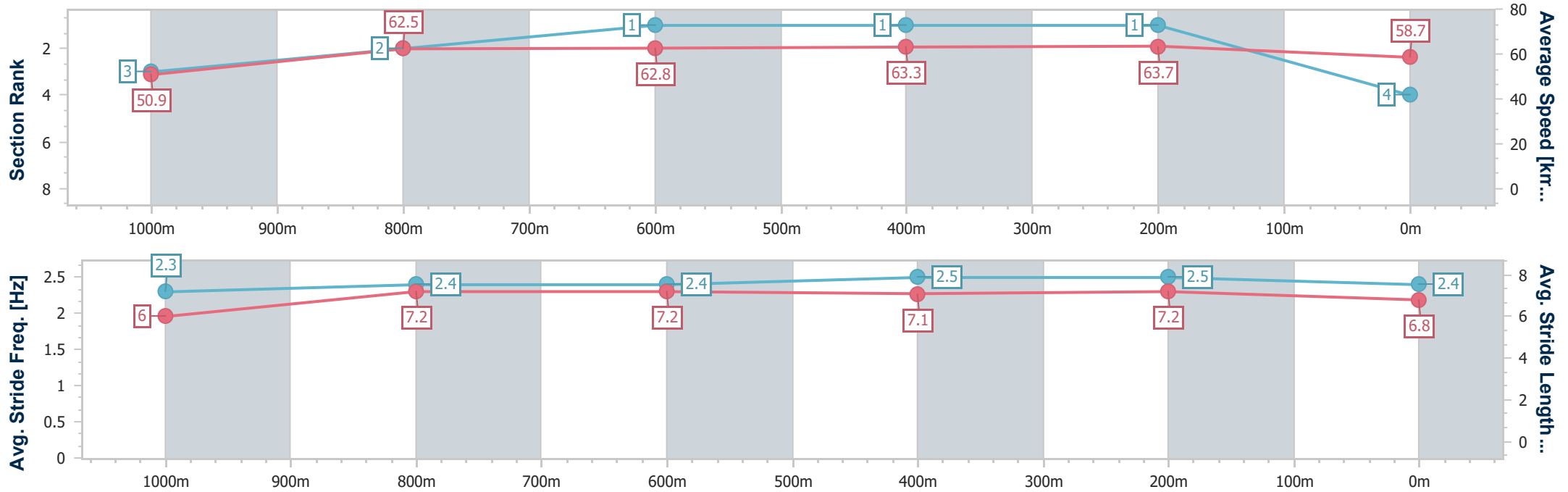
Sunshine Coast QLD Professional  
 Race 3: INTEGRAL CONSTRUCTION BENCHMARK 65  
 Handicap - 1200m



04 February 2024 - 15:30

Track Rating: Good 4, Weather: Fine, Rail Position: +6m Entire

Section	Overall	1000m	800m	600m	400m	200m
Section Times	1:11.91 [4] (0:14.17)	0:57.74 [3] (0:11.42)	0:46.32 [2] (0:11.31)	0:35.01 [1] (0:11.44)	0:23.57 [1] (0:11.28)	0:12.29 [1] (0:12.29)
Average Speed [km/h]	50.9	62.5	62.8	63.3	63.7	58.7
Top Speed [km/h]	64.8	64.8	64.2	64.1	65.9	62.9
Avg. Dist. to Rail [m]	3.8	2.4	2.6	1.9	4.1	2.5
Avg. Stride Freq. [Hz]	2.3	2.4	2.4	2.5	2.5	2.4
Avg. Stride Length [m]	6.0	7.2	7.2	7.1	7.2	6.8



- [ ] Ranking at each section and finish
- .-.- No data available at this section
- NA No data available



Horse/Jockey Name	Sarodec
Final Rank	5
Fastest Section Time (Section)	0:11.24 (600m)
Top Speed [km/h] (Section)	66.0 (1000m)
Race State	Finished



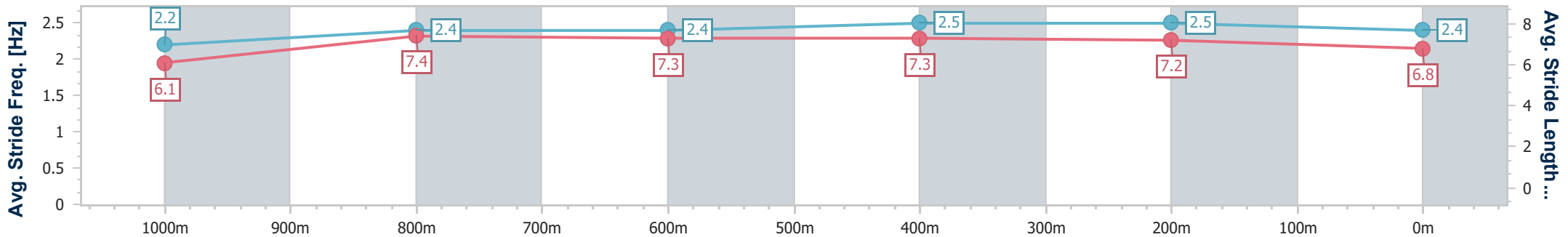
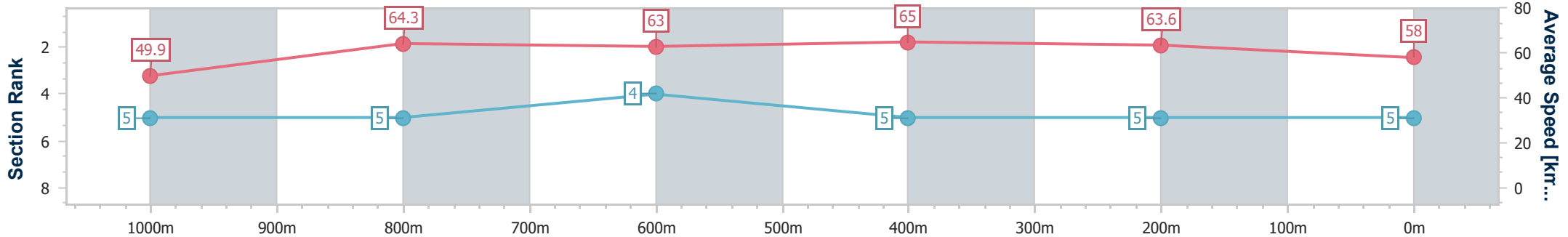
Sunshine Coast QLD Professional  
 Race 3: INTEGRAL CONSTRUCTION BENCHMARK 65  
 Handicap - 1200m



04 February 2024 - 15:30

Track Rating: Good 4, Weather: Fine, Rail Position: +6m Entire

Section	Overall	1000m	800m	600m	400m	200m
Section Times	1:12.37 [5] (0:14.48)	0:57.89 [5] (0:11.30)	0:46.59 [5] (0:11.58)	0:35.01 [4] (0:11.24)	0:23.77 [5] (0:11.34)	0:12.43 [5] (0:12.43)
Average Speed [km/h]	49.9	64.3	63.0	65.0	63.6	58.0
Top Speed [km/h]	63.6	66.0	64.1	65.7	65.4	61.7
Avg. Dist. to Rail [m]	5.3	2.8	2.4	3.2	5.3	5.7
Avg. Stride Freq. [Hz]	2.2	2.4	2.4	2.5	2.5	2.4
Avg. Stride Length [m]	6.1	7.4	7.3	7.3	7.2	6.8



- [ ] Ranking at each section and finish
- .-.- No data available at this section
- NA No data available



Horse/Jockey Name	Kasear
Final Rank	6
Fastest Section Time (Section)	0:11.22 (600m)
Top Speed [km/h] (Section)	65.3 (400m)
Race State	Finished



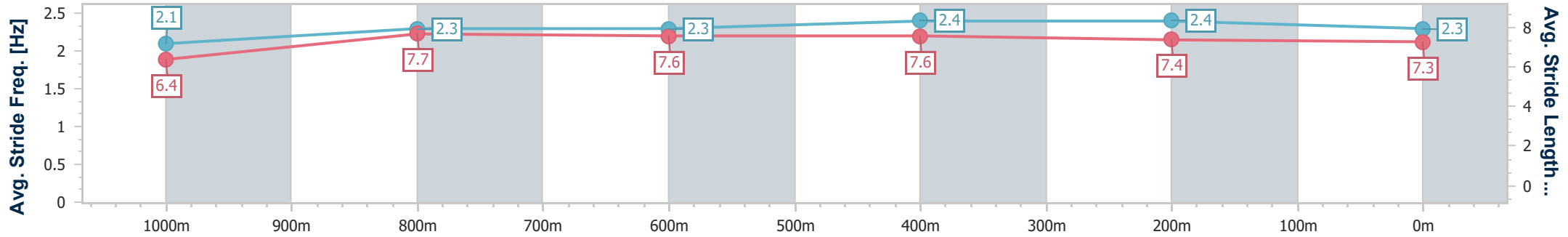
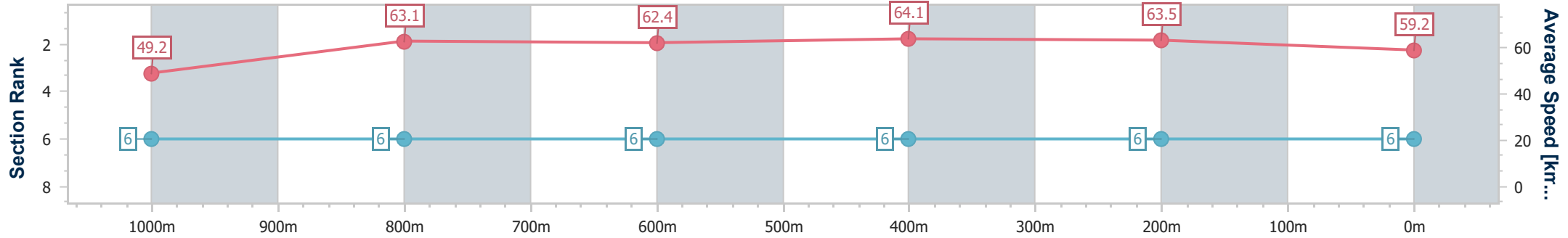
Sunshine Coast QLD Professional  
 Race 3: INTEGRAL CONSTRUCTION BENCHMARK 65  
 Handicap - 1200m



04 February 2024 - 15:30

Track Rating: Good 4, Weather: Fine, Rail Position: +6m Entire

Section	Overall	1000m	800m	600m	400m	200m
Section Times	1:12.38 [6] (0:14.63)	0:57.75 [6] (0:11.44)	0:46.31 [6] (0:11.59)	0:34.72 [6] (0:11.22)	0:23.50 [6] (0:11.32)	0:12.18 [6] (0:12.18)
Average Speed [km/h]	49.2	63.1	62.4	64.1	63.5	59.2
Top Speed [km/h]	62.8	64.9	64.4	64.8	65.3	61.6
Avg. Dist. to Rail [m]	1.6	1.7	0.5	0.2	0.1	1.3
Avg. Stride Freq. [Hz]	2.1	2.3	2.3	2.4	2.4	2.3
Avg. Stride Length [m]	6.4	7.7	7.6	7.6	7.4	7.3



- [ ] Ranking at each section and finish
- .-.- No data available at this section
- NA No data available