



Sunshine Coast QLD Professional

Race 4: KEVLACAT POWER BOATS AUSTRALIA Class 3 Plate - 1800m

04 February 2024 - 16:10



Track Rating: Good 4, Weather: Fine, Rail Position: +6m Entire

Section		Overall	1600m	1400m	1200m	1000m	800m	600m	Last 600m				
Field Times		1:50.74 (0:13.76)	1:36.98 (0:11.33)	1:25.65 (0:12.25)	1:13.40 (0:12.65)	1:00.75 (0:12.66)	0:48.09 (0:12.45)	0:35.64 (0:12.01)	0:35.64				
Rank	TAB Horse/Jockey	Barrier	Top Speed [km/h]	Fastest Section									Distance Travelled [m]
1	2 MASTER MARKO James Orman	7	65.7 400m	0:11.29 400m	1:50.74 [1] (0:14.37)	1:36.37 [5] (0:11.70)	1:24.67 [6] (0:12.39)	1:12.28 [6] (0:12.60)	0:59.68 [6] (0:12.65)	0:47.03 [6] (0:12.31)	0:34.72 [6] (0:11.48)	0:34.72	
2	6 BELLA TIVACI Dan McGillivray	2	63.8 400m	0:11.45 400m	1:50.77 [2] (0:14.30)	1:36.47 [4] (0:11.64)	1:24.83 [4] (0:12.32)	1:12.51 [4] (0:12.55)	0:59.96 [4] (0:12.62)	0:47.34 [4] (0:12.24)	0:35.10 [3] (0:11.68)	0:35.10	-3
3	1 DIANA'S AFFAIR Kyle Wilson-Taylor	6	65.3 600m	0:11.37 400m	1:50.80 [3] (0:14.45)	1:36.35 [6] (0:11.55)	1:24.80 [5] (0:12.26)	1:12.54 [5] (0:12.65)	0:59.89 [5] (0:12.68)	0:47.21 [5] (0:12.24)	0:34.97 [5] (0:11.48)	0:34.97	+5
4	7 TONI TOO Jim Byrne	9	65.5 600m	0:11.47 400m	1:50.90 [4] (0:14.46)	1:36.44 [7] (0:11.72)	1:24.72 [7] (0:12.41)	1:12.31 [7] (0:12.62)	0:59.69 [7] (0:12.57)	0:47.12 [7] (0:12.29)	0:34.83 [7] (0:11.48)	0:34.83	+2
5	8 KERKORIAN Jake Bayliss	5	65.1 Overall	0:11.58 1600m	1:51.53 [5] (0:13.85)	1:37.68 [2] (0:11.58)	1:26.10 [2] (0:12.17)	1:13.93 [2] (0:12.68)	1:01.25 [2] (0:12.64)	0:48.61 [2] (0:12.47)	0:36.14 [2] (0:11.72)	0:36.14	+3
6	4 SIR LAMORAK Ryan Maloney	4	63.2 1600m	0:11.57 1600m	1:51.85 [6] (0:14.13)	1:37.72 [3] (0:11.57)	1:26.15 [3] (0:12.33)	1:13.82 [3] (0:12.61)	1:01.21 [3] (0:12.68)	0:48.53 [3] (0:12.44)	0:36.09 [4] (0:11.71)	0:36.09	+1
7	5 WESTERN FRONT Jag Guthmann-Chester	1	67.8 Overall	0:11.33 1600m	1:54.98 [7] (0:13.76)	1:41.22 [1] (0:11.33)	1:29.89 [1] (0:12.25)	1:17.64 [1] (0:12.65)	1:04.99 [1] (0:12.66)	0:52.33 [1] (0:12.45)	0:39.88 [1] (0:12.16)	0:39.88	+0

Scratched: Boston Of Tuffy (#3), Blagny (#9)

[] Ranking at each section and finish
 -:-:- No data available at this section
 NA No data available

SCN Saddle cloth number
 DNF Did not finish
 DNT Did not track



Sunshine Coast QLD Professional

Race 4: KEVLACAT POWER BOATS AUSTRALIA Class 3 Plate - 1800m

04 February 2024 - 16:10



Track Rating: Good 4, Weather: Fine, Rail Position: +6m Entire

Section				400m	200m			Last 600m			
Field Times				0:23.63 (0:11.57)	0:12.06 (0:12.06)			0:35.64			
Rank	TAB	Horse/Jockey	Barrier	Top Speed [km/h]	Fastest Section	Margin				Distance Travelled [m]	
1	2	MASTER MARKO James Orman	7	65.7 400m	0:11.29 400m	0:23.24 [6] (0:11.29)	0:11.95 [3] (0:11.95)	1:50.74		0:34.72	
2	6	BELLA TIVACI Dan McGillivray	2	63.8 400m	0:11.45 400m	0:23.42 [4] (0:11.45)	0:11.97 [4] (0:11.97)	0.2L		0:35.10	-3
3	1	DIANA'S AFFAIR Kyle Wilson-Taylor	6	65.3 600m	0:11.37 400m	0:23.49 [3] (0:11.37)	0:12.12 [1] (0:12.12)	0.4L		0:34.97	+5
4	7	TONI TOO Jim Byrne	9	65.5 600m	0:11.47 400m	0:23.35 [7] (0:11.47)	0:11.88 [5] (0:11.88)	0.9L		0:34.83	+2
5	8	KERKORIAN Jake Bayliss	5	65.1 Overall	0:11.58 1600m	0:24.42 [1] (0:11.66)	0:12.76 [2] (0:12.76)	4.4L		0:36.14	+3
6	4	SIR LAMORAK Ryan Maloney	4	63.2 1600m	0:11.57 1600m	0:24.38 [5] (0:11.74)	0:12.64 [6] (0:12.64)	6.2L		0:36.09	+1
7	5	WESTERN FRONT Jag Guthmann-Chester	1	67.8 Overall	0:11.33 1600m	0:27.72 [2] (0:12.90)	0:14.82 [7] (0:14.82)	24.5L		0:39.88	+0

Scratched: Boston Of Tuffy (#3), Blagny (#9)

[] Ranking at each section and finish
 -:-:- No data available at this section
 NA No data available

SCN Saddle cloth number
 DNF Did not finish
 DNT Did not track



Horse/Jockey Name	Master Marko
Final Rank	1
Fastest Section Time (Section)	0:11.29 (400m)
Top Speed [km/h] (Section)	65.7 (400m)
Race State	Finished



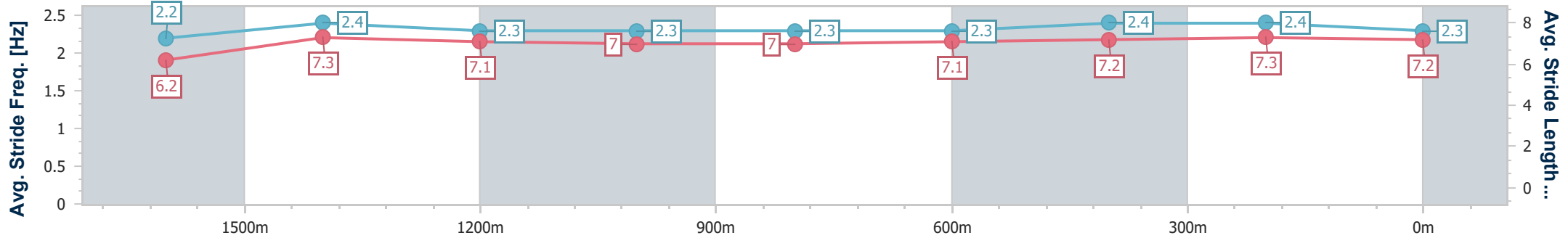
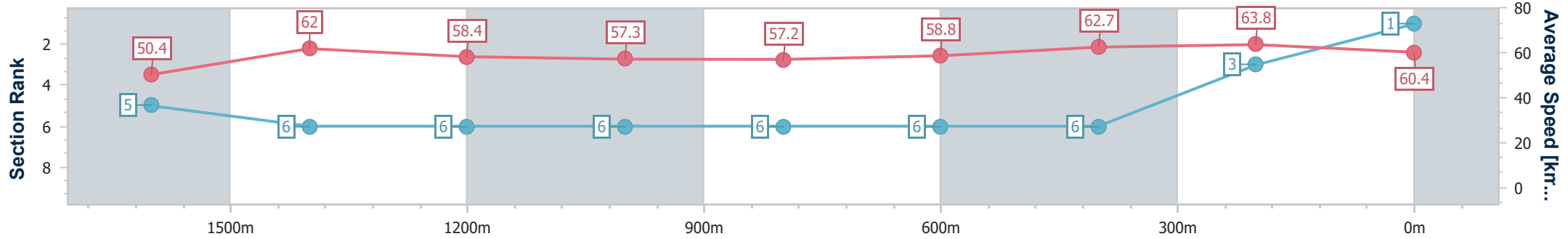
Sunshine Coast QLD Professional
Race 4: KEVLACAT POWER BOATS AUSTRALIA Class 3 Plate - 1800m



04 February 2024 - 16:10

Track Rating: Good 4, Weather: Fine, Rail Position: +6m Entire

Section	Overall	1600m	1400m	1200m	1000m	800m	600m	400m	200m				
Section Times	1:50.74 [1] (0:14.37)	1:36.37 [5] (0:11.70)	1:24.67 [6] (0:12.39)	1:12.28 [6] (0:12.60)	0:59.68 [6] (0:12.65)	0:47.03 [6] (0:12.31)	0:34.72 [6] (0:11.48)	0:23.24 [6] (0:11.29)	0:11.95 [3] (0:11.95)				
Average Speed [km/h]	50.4	62.0	58.4	57.3	57.2	58.8	62.7	63.8	60.4				
Top Speed [km/h]	64.9	62.6	60.6	58.4	58.5	60.5	63.9	65.7	62.1				
Avg. Dist. to Rail [m]	5.3	1.9	2.2	2.1	1.9	1.1	0.9	3.8	2.7				
Avg. Stride Freq. [Hz]	2.2	2.4	2.3	2.3	2.3	2.3	2.4	2.4	2.3				
Avg. Stride Length [m]	6.2	7.3	7.1	7.0	7.0	7.1	7.2	7.3	7.2				



- [] Ranking at each section and finish
- .-.- No data available at this section
- NA No data available



Horse/Jockey Name	Bella Tivaci
Final Rank	2
Fastest Section Time (Section)	0:11.45 (400m)
Top Speed [km/h] (Section)	63.8 (400m)
Race State	Finished



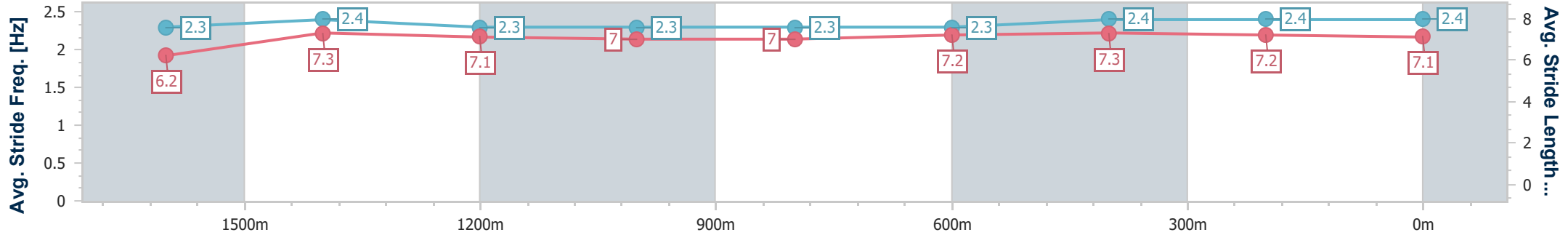
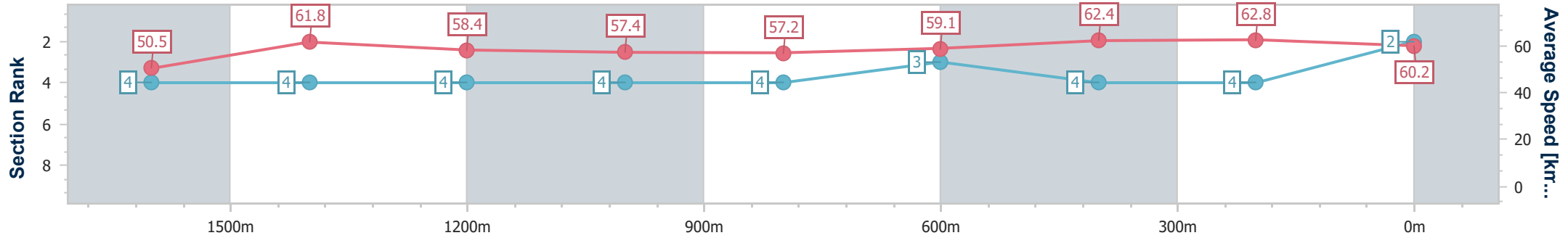
Sunshine Coast QLD Professional
Race 4: KEVLACAT POWER BOATS AUSTRALIA Class 3 Plate - 1800m



04 February 2024 - 16:10

Track Rating: Good 4, Weather: Fine, Rail Position: +6m Entire

Section	Overall	1600m	1400m	1200m	1000m	800m	600m	400m	200m				
Section Times	1:50.77 [2] (0:14.30)	1:36.47 [4] (0:11.64)	1:24.83 [4] (0:12.32)	1:12.51 [4] (0:12.55)	0:59.96 [4] (0:12.62)	0:47.34 [4] (0:12.24)	0:35.10 [3] (0:11.68)	0:23.42 [4] (0:11.45)	0:11.97 [4] (0:11.97)				
Average Speed [km/h]	50.5	61.8	58.4	57.4	57.2	59.1	62.4	62.8	60.2				
Top Speed [km/h]	62.6	62.9	60.3	58.6	57.9	61.0	63.5	63.8	61.9				
Avg. Dist. to Rail [m]	2.8	0.4	0.9	1.4	0.8	0.6	2.0	4.5	2.0				
Avg. Stride Freq. [Hz]	2.3	2.4	2.3	2.3	2.3	2.3	2.4	2.4	2.4				
Avg. Stride Length [m]	6.2	7.3	7.1	7.0	7.0	7.2	7.3	7.2	7.1				



- [] Ranking at each section and finish
- .-.- No data available at this section
- NA No data available



Horse/Jockey Name	Diana's Affair
Final Rank	3
Fastest Section Time (Section)	0:11.37 (400m)
Top Speed [km/h] (Section)	65.3 (600m)
Race State	Finished



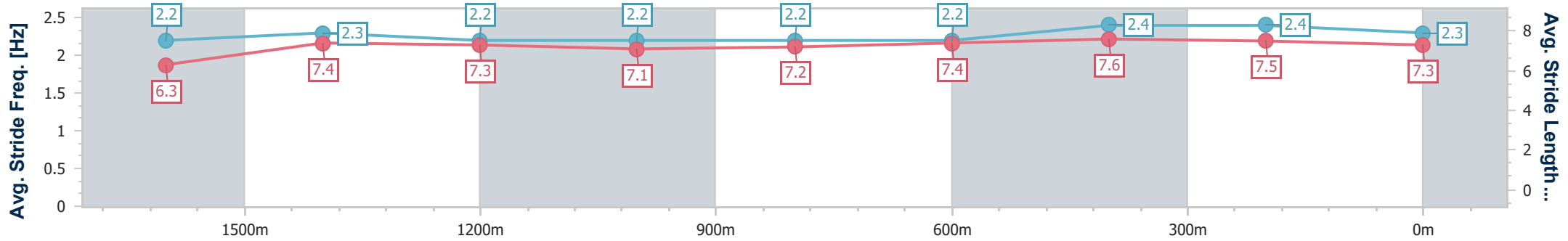
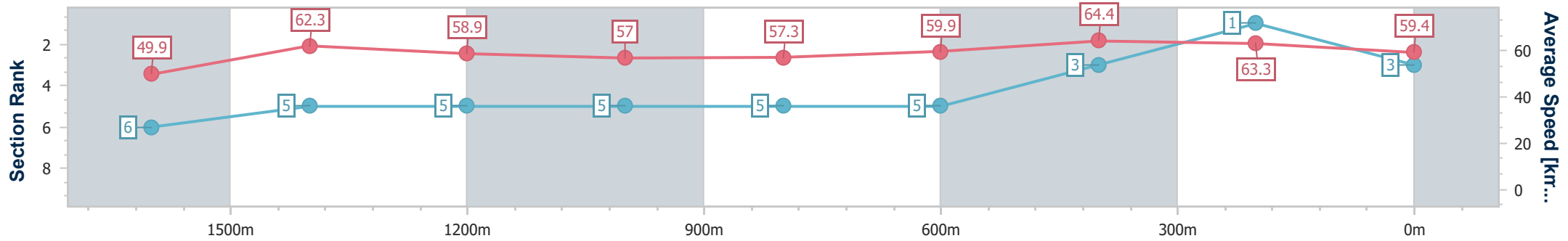
Sunshine Coast QLD Professional
Race 4: KEVLACAT POWER BOATS AUSTRALIA Class 3 Plate - 1800m



04 February 2024 - 16:10

Track Rating: Good 4, Weather: Fine, Rail Position: +6m Entire

Section	Overall	1600m	1400m	1200m	1000m	800m	600m	400m	200m				
Section Times	1:50.80 [3] (0:14.45)	1:36.35 [6] (0:11.55)	1:24.80 [5] (0:12.26)	1:12.54 [5] (0:12.65)	0:59.89 [5] (0:12.68)	0:47.21 [5] (0:12.24)	0:34.97 [5] (0:11.48)	0:23.49 [3] (0:11.37)	0:12.12 [1] (0:12.12)				
Average Speed [km/h]	49.9	62.3	58.9	57.0	57.3	59.9	64.4	63.3	59.4				
Top Speed [km/h]	64.1	63.9	60.5	57.9	58.4	62.7	65.3	65.1	61.9				
Avg. Dist. to Rail [m]	4.2	0.5	1.1	3.1	2.8	2.8	5.0	7.0	4.3				
Avg. Stride Freq. [Hz]	2.2	2.3	2.2	2.2	2.2	2.2	2.4	2.4	2.3				
Avg. Stride Length [m]	6.3	7.4	7.3	7.1	7.2	7.4	7.6	7.5	7.3				



- [] Ranking at each section and finish
- .-.- No data available at this section
- NA No data available



Horse/Jockey Name	Toni Too
Final Rank	4
Fastest Section Time (Section)	0:11.47 (400m)
Top Speed [km/h] (Section)	65.5 (600m)
Race State	Finished



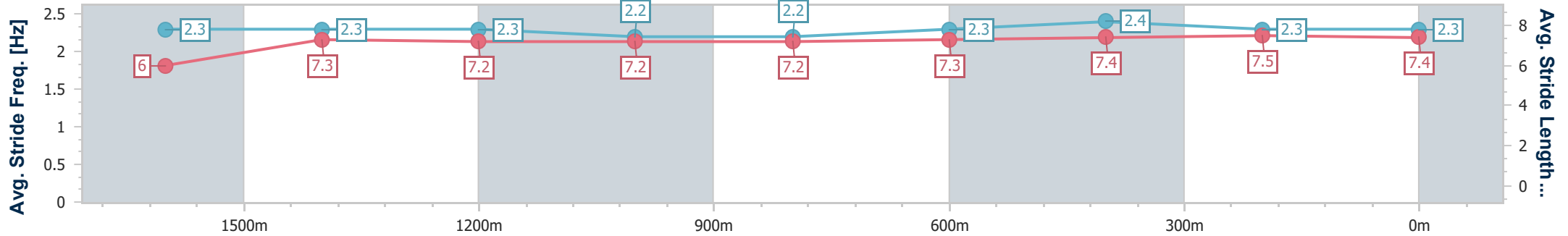
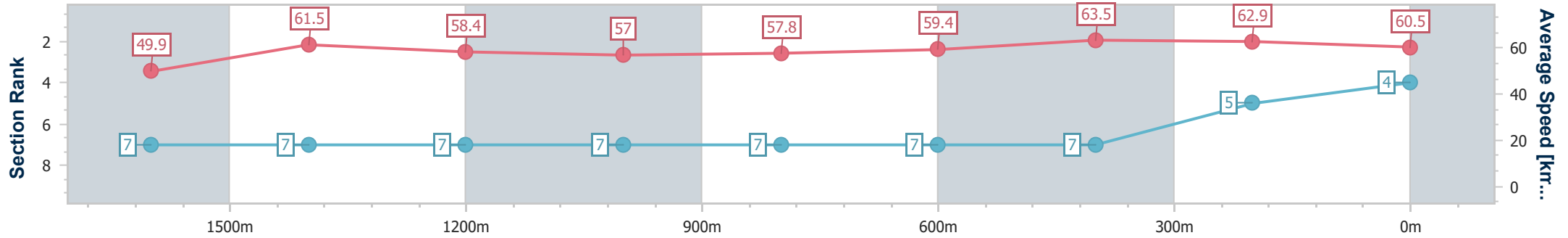
Sunshine Coast QLD Professional
 Race 4: KEVLACAT POWER BOATS AUSTRALIA Class 3 Plate - 1800m



04 February 2024 - 16:10

Track Rating: Good 4, Weather: Fine, Rail Position: +6m Entire

Section	Overall	1600m	1400m	1200m	1000m	800m	600m	400m	200m				
Section Times	1:50.90 [4] (0:14.46)	1:36.44 [7] (0:11.72)	1:24.72 [7] (0:12.41)	1:12.31 [7] (0:12.62)	0:59.69 [7] (0:12.57)	0:47.12 [7] (0:12.29)	0:34.83 [7] (0:11.48)	0:23.35 [7] (0:11.47)	0:11.88 [5] (0:11.88)				
Average Speed [km/h]	49.9	61.5	58.4	57.0	57.8	59.4	63.5	62.9	60.5				
Top Speed [km/h]	63.2	63.4	60.0	58.3	59.2	61.6	65.5	63.5	62.2				
Avg. Dist. to Rail [m]	5.6	1.6	2.1	2.5	2.7	2.2	2.5	4.7	4.4				
Avg. Stride Freq. [Hz]	2.3	2.3	2.3	2.2	2.2	2.3	2.4	2.3	2.3				
Avg. Stride Length [m]	6.0	7.3	7.2	7.2	7.2	7.3	7.4	7.5	7.4				



- [] Ranking at each section and finish
- .-.- No data available at this section
- NA No data available



Horse/Jockey Name	Kerkorian
Final Rank	5
Fastest Section Time (Section)	0:11.58 (1600m)
Top Speed [km/h] (Section)	65.1 (Overall)
Race State	Finished



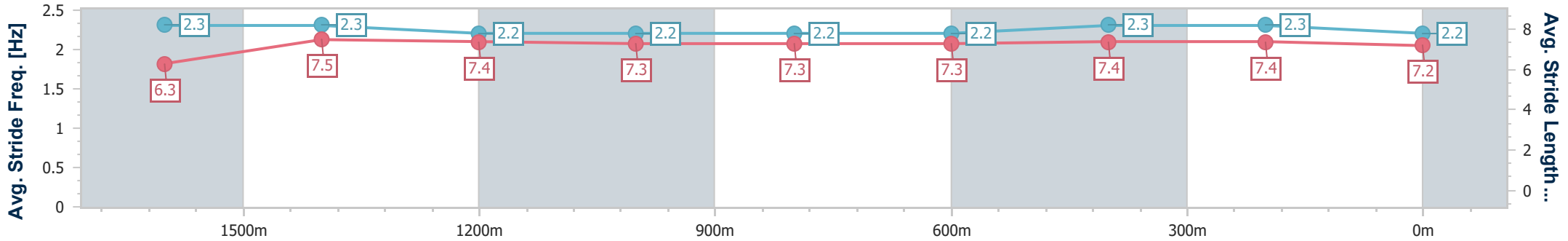
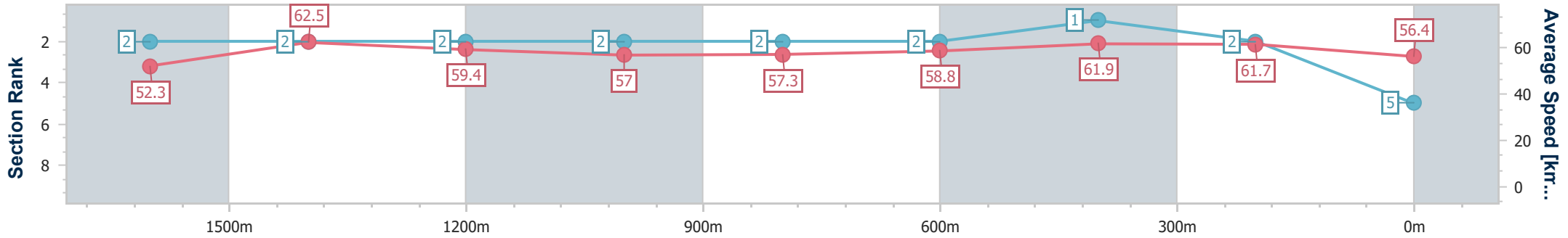
Sunshine Coast QLD Professional
Race 4: KEVLACAT POWER BOATS AUSTRALIA Class 3 Plate - 1800m



04 February 2024 - 16:10

Track Rating: Good 4, Weather: Fine, Rail Position: +6m Entire

Section	Overall	1600m	1400m	1200m	1000m	800m	600m	400m	200m				
Section Times	1:51.53 [5] (0:13.85)	1:37.68 [2] (0:11.58)	1:26.10 [2] (0:12.17)	1:13.93 [2] (0:12.68)	1:01.25 [2] (0:12.64)	0:48.61 [2] (0:12.47)	0:36.14 [2] (0:11.72)	0:24.42 [1] (0:11.66)	0:12.76 [2] (0:12.76)				
Average Speed [km/h]	52.3	62.5	59.4	57.0	57.3	58.8	61.9	61.7	56.4				
Top Speed [km/h]	65.1	64.2	61.1	57.8	57.8	60.5	63.5	63.2	59.2				
Avg. Dist. to Rail [m]	4.5	2.0	2.5	3.1	3.1	2.7	1.7	5.5	6.9				
Avg. Stride Freq. [Hz]	2.3	2.3	2.2	2.2	2.2	2.2	2.3	2.3	2.2				
Avg. Stride Length [m]	6.3	7.5	7.4	7.3	7.3	7.3	7.4	7.4	7.2				



- [] Ranking at each section and finish
- .-.- No data available at this section
- NA No data available



Horse/Jockey Name	Sir Lamorak
Final Rank	6
Fastest Section Time (Section)	0:11.57 (1600m)
Top Speed [km/h] (Section)	63.2 (1600m)
Race State	Finished



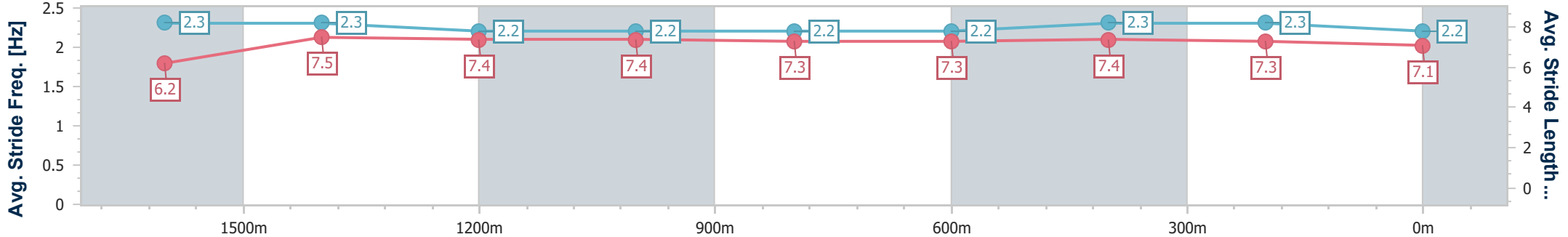
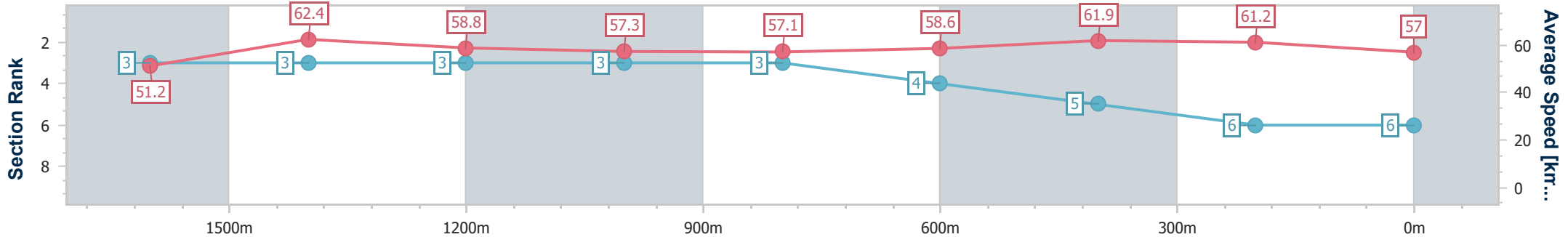
Sunshine Coast QLD Professional
Race 4: KEVLACAT POWER BOATS AUSTRALIA Class 3 Plate - 1800m



04 February 2024 - 16:10

Track Rating: Good 4, Weather: Fine, Rail Position: +6m Entire

Section	Overall	1600m	1400m	1200m	1000m	800m	600m	400m	200m				
Section Times	1:51.85 [6] (0:14.13)	1:37.72 [3] (0:11.57)	1:26.15 [3] (0:12.33)	1:13.82 [3] (0:12.61)	1:01.21 [3] (0:12.68)	0:48.53 [3] (0:12.44)	0:36.09 [4] (0:11.71)	0:24.38 [5] (0:11.74)	0:12.64 [6] (0:12.64)				
Average Speed [km/h]	51.2	62.4	58.8	57.3	57.1	58.6	61.9	61.2	57.0				
Top Speed [km/h]	63.2	63.2	61.9	57.5	57.9	60.7	62.5	62.6	59.6				
Avg. Dist. to Rail [m]	3.6	1.5	3.1	3.3	3.0	1.6	1.1	4.4	4.3				
Avg. Stride Freq. [Hz]	2.3	2.3	2.2	2.2	2.2	2.2	2.3	2.3	2.2				
Avg. Stride Length [m]	6.2	7.5	7.4	7.4	7.3	7.3	7.4	7.3	7.1				



- [] Ranking at each section and finish
- .-.- No data available at this section
- NA No data available



Horse/Jockey Name	Western Front
Final Rank	7
Fastest Section Time (Section)	0:11.33 (1600m)
Top Speed [km/h] (Section)	67.8 (Overall)
Race State	Finished

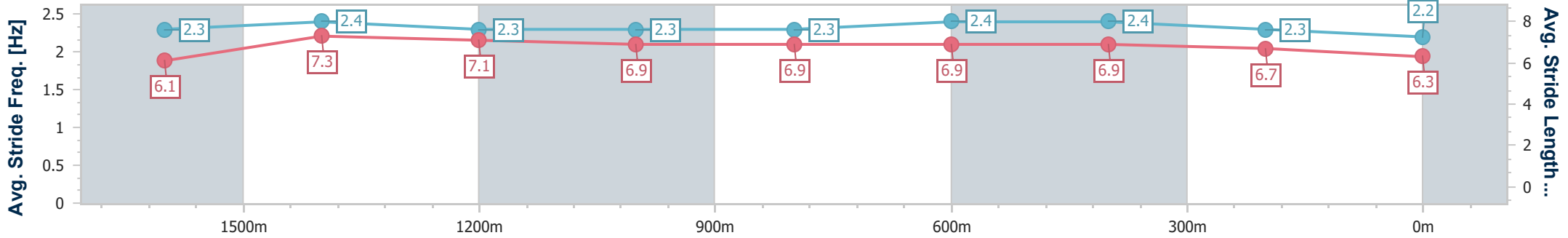
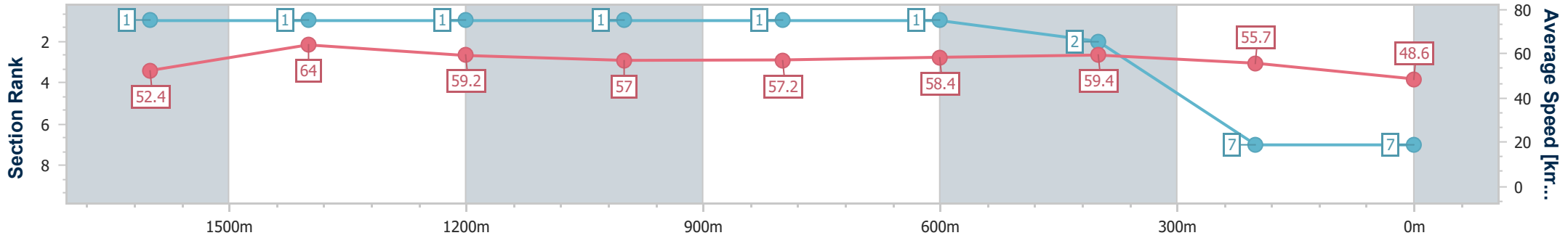


Sunshine Coast QLD Professional
 Race 4: KEVLACAT POWER BOATS AUSTRALIA Class 3 Plate - 1800m
 SCTC SUNSHINE COAST TURF CLUB

04 February 2024 - 16:10

Track Rating: Good 4, Weather: Fine, Rail Position: +6m Entire

Section	Overall	1600m	1400m	1200m	1000m	800m	600m	400m	200m
Section Times	1:54.98 [7] (0:13.76)	1:41.22 [1] (0:11.33)	1:29.89 [1] (0:12.25)	1:17.64 [1] (0:12.65)	1:04.99 [1] (0:12.66)	0:52.33 [1] (0:12.45)	0:39.88 [1] (0:12.16)	0:27.72 [2] (0:12.90)	0:14.82 [7] (0:14.82)
Average Speed [km/h]	52.4	64.0	59.2	57.0	57.2	58.4	59.4	55.7	48.6
Top Speed [km/h]	67.8	66.9	61.5	58.2	57.7	59.8	60.8	59.2	52.0
Avg. Dist. to Rail [m]	2.1	2.8	2.4	2.2	2.1	1.5	0.4	2.3	2.6
Avg. Stride Freq. [Hz]	2.3	2.4	2.3	2.3	2.3	2.4	2.4	2.3	2.2
Avg. Stride Length [m]	6.1	7.3	7.1	6.9	6.9	6.9	6.9	6.7	6.3



- [] Ranking at each section and finish
- .-.- No data available at this section
- NA No data available