



Sunshine Coast QLD Professional
Race 6: SUNSHINE COAST FLOORING XTRA BENCHMARK 60 Handicap
- 2200m
04 February 2024 - 17:17



Track Rating: Good 4, Weather: Fine, Rail Position: +6m Entire

Section		Overall	2000m	1800m	1600m	1400m	1200m	1000m	Last 600m				
Field Times		2:23.69 (0:16.54)	2:07.15 (0:12.79)	1:54.36 (0:13.37)	1:40.99 (0:12.68)	1:28.31 (0:13.10)	1:15.21 (0:13.67)	1:01.54 (0:13.26)	0:35.40				
Rank	TAB Horse/Jockey	Barrier	Top Speed [km/h]	Fastest Section									Distance Travelled [m]
1	6 STRONGBOW James Orman	4	65.1 400m	0:11.33 400m	2:23.69 [1] (0:17.13)	2:06.56 [5] (0:12.94)	1:53.62 [5] (0:13.29)	1:40.33 [6] (0:12.83)	1:27.50 [6] (0:13.01)	1:14.49 [7] (0:13.82)	1:00.67 [7] (0:13.35)	0:34.94	
2	1 GOOGAZ Sariah Champkin	6	65.2 400m	0:11.28 400m	2:23.76 [2] (0:16.54)	2:07.22 [1] (0:12.79)	1:54.43 [1] (0:13.51)	1:40.92 [2] (0:12.85)	1:28.07 [3] (0:12.92)	1:15.15 [2] (0:13.97)	1:01.18 [4] (0:13.35)	0:35.19	-7
3	11 SEERESS Cejay Graham	9	64.6 400m	0:11.30 400m	2:23.77 [3] (0:17.18)	2:06.59 [6] (0:13.10)	1:53.49 [7] (0:13.13)	1:40.36 [7] (0:12.96)	1:27.40 [7] (0:12.80)	1:14.60 [6] (0:13.69)	1:00.91 [6] (0:13.38)	0:35.12	+5
4	8 BLAGNY Jag Guthmann-Chester	2	64.3 400m	0:11.37 400m	2:23.89 [4] (0:16.67)	2:07.22 [2] (0:13.03)	1:54.19 [3] (0:13.38)	1:40.81 [4] (0:12.94)	1:27.87 [5] (0:12.95)	1:14.92 [5] (0:13.88)	1:01.04 [5] (0:13.36)	0:35.17	-2
5	9 KINGSTAR BULLET Georgina Cartwright	7	64.0 400m	0:11.44 400m	2:24.06 [5] (0:16.98)	2:07.08 [4] (0:12.89)	1:54.19 [4] (0:13.19)	1:41.00 [3] (0:12.74)	1:28.26 [4] (0:13.03)	1:15.23 [4] (0:13.66)	1:01.57 [3] (0:13.37)	0:35.56	+3
6	2 CONTRITION Mark Du Plessis	3	63.6 400m	0:11.59 400m	2:24.12 [6] (0:16.76)	2:07.36 [3] (0:12.75)	1:54.61 [2] (0:13.19)	1:41.42 [1] (0:12.89)	1:28.53 [2] (0:13.03)	1:15.50 [3] (0:13.58)	1:01.92 [2] (0:13.38)	0:35.82	+4
7	12 MOTTRAM Casey Waddell	11	61.5 1400m	0:12.06 1600m	2:25.71 [7] (0:17.43)	2:08.28 [7] (0:12.81)	1:55.47 [6] (0:13.08)	1:42.39 [5] (0:12.06)	1:30.33 [1] (0:13.10)	1:17.23 [1] (0:13.67)	1:03.56 [1] (0:13.26)	0:37.42	-1

Scratched: Enviale (#3), Autumn Show (#4), Sea Treasures (#5), Disputed River (#7), Prospettiva (#10)

[] Ranking at each section and finish
 -:-:- No data available at this section
 NA No data available

SCN Saddle cloth number
 DNF Did not finish
 DNT Did not track



Sunshine Coast QLD Professional
Race 6: SUNSHINE COAST FLOORING XTRA BENCHMARK 60 Handicap
- 2200m
04 February 2024 - 17:17



Track Rating: Good 4, Weather: Fine, Rail Position: +6m Entire

Section										Last 600m		
Field Times				800m	600m	400m	200m			0:35.40		
				0:48.28 (0:12.88)	0:35.40 (0:12.04)	0:23.36 (0:11.30)	0:12.06 (0:12.06)					
Rank	TAB	Horse/Jockey	Barrier	Top Speed [km/h]	Fastest Section					Margin	Distance Travelled [m]	
1	6	STRONGBOW James Orman	4	65.1 400m	0:11.33 400m	0:47.32 [7] (0:12.38)	0:34.94 [7] (0:11.77)	0:23.17 [5] (0:11.33)	0:11.84 [3] (0:11.84)	2:23.69	0:34.94	
2	1	GOOGAZ Sariah Champkin	6	65.2 400m	0:11.28 400m	0:47.83 [4] (0:12.64)	0:35.19 [4] (0:12.02)	0:23.17 [7] (0:11.28)	0:11.89 [4] (0:11.89)	0.3L	0:35.19	-7
3	11	SEERESS Cejay Graham	9	64.6 400m	0:11.30 400m	0:47.53 [6] (0:12.41)	0:35.12 [5] (0:11.68)	0:23.44 [1] (0:11.30)	0:12.14 [1] (0:12.14)	0.4L	0:35.12	+5
4	8	BLAGNY Jag Guthmann-Chester	2	64.3 400m	0:11.37 400m	0:47.68 [5] (0:12.51)	0:35.17 [6] (0:11.84)	0:23.33 [6] (0:11.37)	0:11.96 [5] (0:11.96)	0.9L	0:35.17	-2
5	9	KINGSTAR BULLET Georgina Cartwright	7	64.0 400m	0:11.44 400m	0:48.20 [3] (0:12.64)	0:35.56 [3] (0:11.91)	0:23.65 [3] (0:11.44)	0:12.21 [2] (0:12.21)	1.9L	0:35.56	+3
6	2	CONTRITION Mark Du Plessis	3	63.6 400m	0:11.59 400m	0:48.54 [2] (0:12.72)	0:35.82 [2] (0:12.06)	0:23.76 [2] (0:11.59)	0:12.17 [6] (0:12.17)	2.1L	0:35.82	+4
7	12	MOTTRAM Casey Waddell	11	61.5 1400m	0:12.06 1600m	0:50.30 [1] (0:12.88)	0:37.42 [1] (0:12.22)	0:25.20 [4] (0:12.12)	0:13.08 [7] (0:13.08)	11.4L	0:37.42	-1

Scratched: Enviale (#3), Autumn Show (#4), Sea Treasures (#5), Disputed River (#7), Prospettiva (#10)

[] Ranking at each section and finish
 -:-:- No data available at this section
 NA No data available

SCN Saddle cloth number
 DNF Did not finish
 DNT Did not track



Horse/Jockey Name	Strongbow
Final Rank	1
Fastest Section Time (Section)	0:11.33 (400m)
Top Speed [km/h] (Section)	65.1 (400m)
Race State	Finished



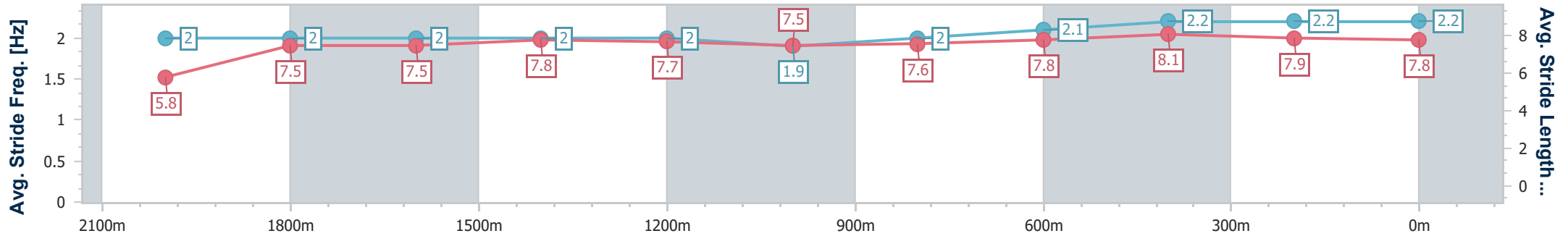
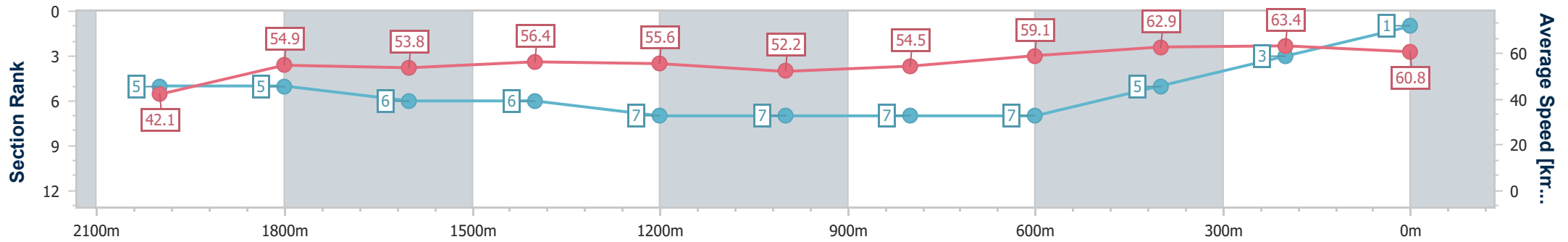
Sunshine Coast QLD Professional
Race 6: SUNSHINE COAST FLOORING XTRA BENCHMARK 60
Handicap - 2200m



04 February 2024 - 17:17

Track Rating: Good 4, Weather: Fine, Rail Position: +6m Entire

Section	Overall	2000m	1800m	1600m	1400m	1200m	1000m	800m	600m	400m	200m		
Section Times	2:23.69 [1] (0:17.13)	2:06.56 [5] (0:12.94)	1:53.62 [5] (0:13.29)	1:40.33 [6] (0:12.83)	1:27.50 [6] (0:13.01)	1:14.49 [7] (0:13.82)	1:00.67 [7] (0:13.35)	0:47.32 [7] (0:12.38)	0:34.94 [7] (0:11.77)	0:23.17 [5] (0:11.33)	0:11.84 [3] (0:11.84)		
Average Speed [km/h]	42.1	54.9	53.8	56.4	55.6	52.2	54.5	59.1	62.9	63.4	60.8		
Top Speed [km/h]	56.7	55.9	54.7	57.4	57.4	54.2	57.2	61.8	65.0	65.1	63.0		
Avg. Dist. to Rail [m]	4.8	2.1	1.1	1.1	2.4	2.5	2.3	3.4	4.3	5.5	5.5		
Avg. Stride Freq. [Hz]	2.0	2.0	2.0	2.0	2.0	1.9	2.0	2.1	2.2	2.2	2.2		
Avg. Stride Length [m]	5.8	7.5	7.5	7.8	7.7	7.5	7.6	7.8	8.1	7.9	7.8		



- [] Ranking at each section and finish
- .-.- No data available at this section
- NA No data available



Horse/Jockey Name	Googaz
Final Rank	2
Fastest Section Time (Section)	0:11.28 (400m)
Top Speed [km/h] (Section)	65.2 (400m)
Race State	Finished



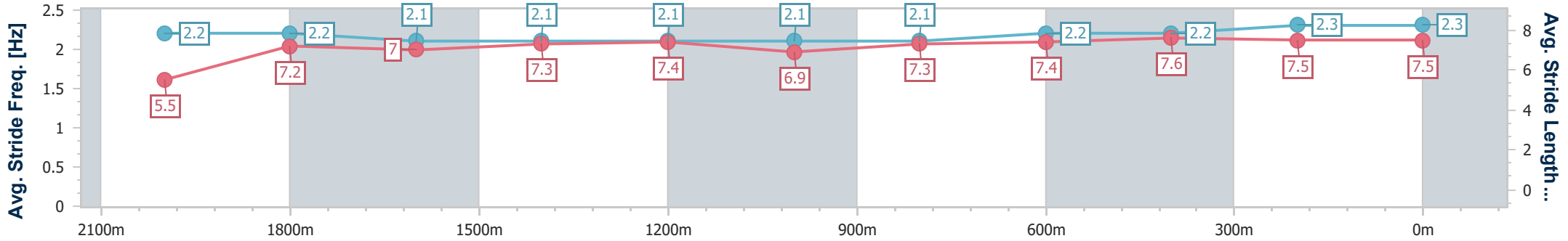
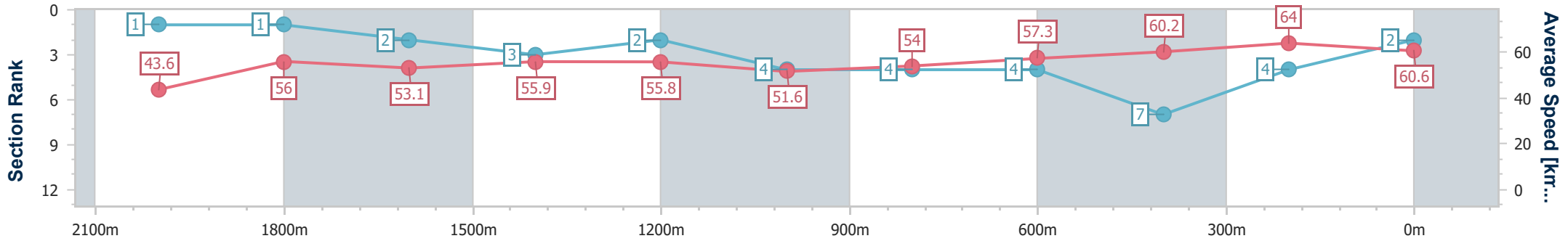
Sunshine Coast QLD Professional
 Race 6: SUNSHINE COAST FLOORING XTRA BENCHMARK 60
 Handicap - 2200m



04 February 2024 - 17:17

Track Rating: Good 4, Weather: Fine, Rail Position: +6m Entire

Section	Overall	2000m	1800m	1600m	1400m	1200m	1000m	800m	600m	400m	200m
Section Times	2:23.76 [2] (0:16.54)	2:07.22 [1] (0:12.79)	1:54.43 [1] (0:13.51)	1:40.92 [2] (0:12.85)	1:28.07 [3] (0:12.92)	1:15.15 [2] (0:13.97)	1:01.18 [4] (0:13.35)	0:47.83 [4] (0:12.64)	0:35.19 [4] (0:12.02)	0:23.17 [7] (0:11.28)	0:11.89 [4] (0:11.89)
Average Speed [km/h]	43.6	56.0	53.1	55.9	55.8	51.6	54.0	57.3	60.2	64.0	60.6
Top Speed [km/h]	59.1	59.4	54.2	59.7	59.6	53.6	57.6	58.8	63.4	65.2	63.8
Avg. Dist. to Rail [m]	4.3	1.0	0.6	0.6	1.5	2.2	1.2	1.2	1.1	0.2	1.6
Avg. Stride Freq. [Hz]	2.2	2.2	2.1	2.1	2.1	2.1	2.1	2.2	2.2	2.3	2.3
Avg. Stride Length [m]	5.5	7.2	7.0	7.3	7.4	6.9	7.3	7.4	7.6	7.5	7.5



- [] Ranking at each section and finish
- .-.- No data available at this section
- NA No data available



Horse/Jockey Name	Seeress
Final Rank	3
Fastest Section Time (Section)	0:11.30 (400m)
Top Speed [km/h] (Section)	64.6 (400m)
Race State	Finished



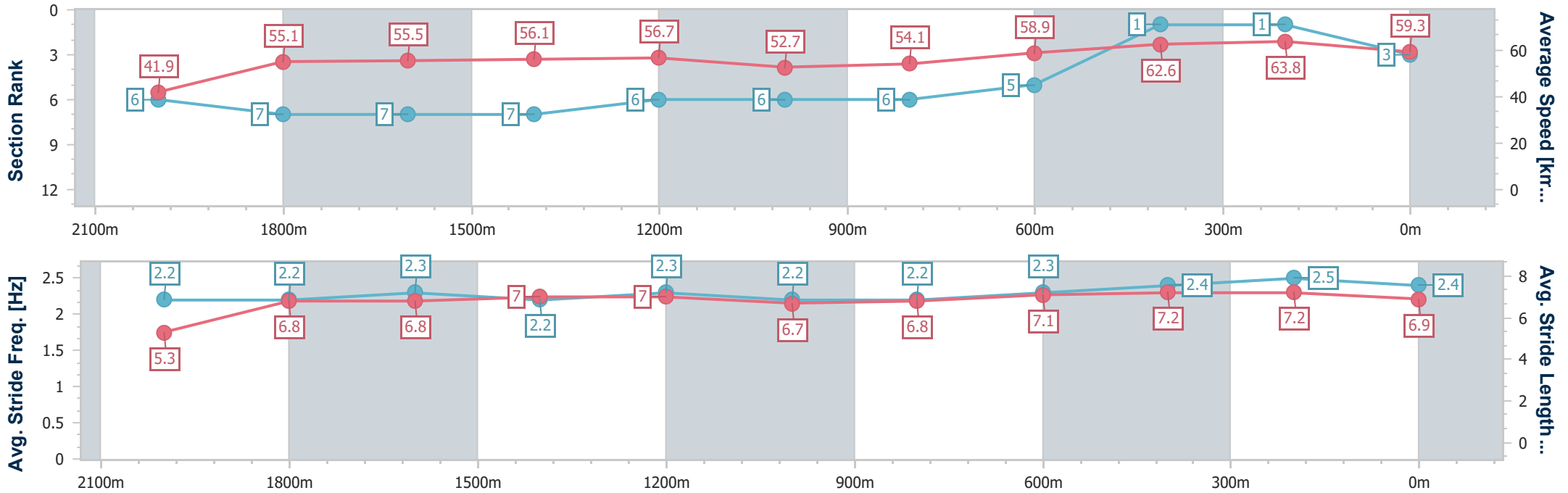
Sunshine Coast QLD Professional
 Race 6: SUNSHINE COAST FLOORING XTRA BENCHMARK 60
 Handicap - 2200m



04 February 2024 - 17:17

Track Rating: Good 4, Weather: Fine, Rail Position: +6m Entire

Section	Overall	2000m	1800m	1600m	1400m	1200m	1000m	800m	600m	400m	200m
Section Times	2:23.77 [3] (0:17.18)	2:06.59 [6] (0:13.10)	1:53.49 [7] (0:13.13)	1:40.36 [7] (0:12.96)	1:27.40 [7] (0:12.80)	1:14.60 [6] (0:13.69)	1:00.91 [6] (0:13.38)	0:47.53 [6] (0:12.41)	0:35.12 [5] (0:11.68)	0:23.44 [1] (0:11.30)	0:12.14 [1] (0:12.14)
Average Speed [km/h]	41.9	55.1	55.5	56.1	56.7	52.7	54.1	58.9	62.6	63.8	59.3
Top Speed [km/h]	55.0	58.0	58.4	57.5	58.6	54.3	57.9	61.3	64.2	64.6	63.9
Avg. Dist. to Rail [m]	7.1	0.6	2.2	2.9	2.7	2.0	2.5	2.3	2.6	4.1	3.6
Avg. Stride Freq. [Hz]	2.2	2.2	2.3	2.2	2.3	2.2	2.2	2.3	2.4	2.5	2.4
Avg. Stride Length [m]	5.3	6.8	6.8	7.0	7.0	6.7	6.8	7.1	7.2	7.2	6.9



- [] Ranking at each section and finish
- .-.- No data available at this section
- NA No data available



Horse/Jockey Name	Blagny
Final Rank	4
Fastest Section Time (Section)	0:11.37 (400m)
Top Speed [km/h] (Section)	64.3 (400m)
Race State	Finished



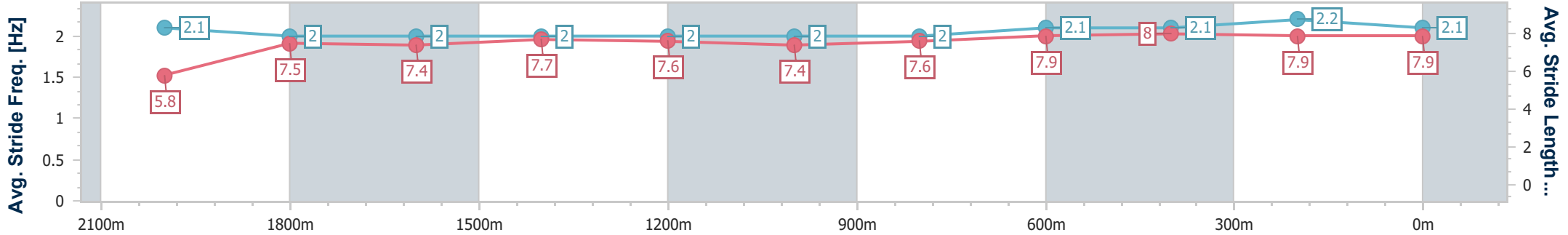
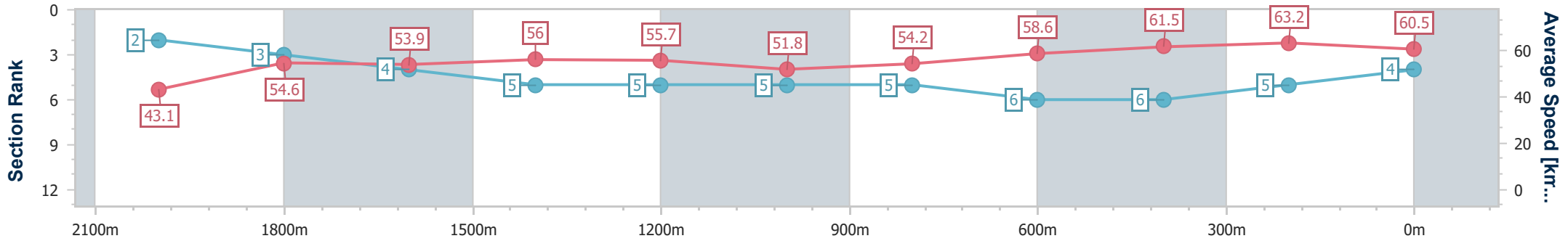
Sunshine Coast QLD Professional
Race 6: SUNSHINE COAST FLOORING XTRA BENCHMARK 60
Handicap - 2200m



04 February 2024 - 17:17

Track Rating: Good 4, Weather: Fine, Rail Position: +6m Entire

Section	Overall	2000m	1800m	1600m	1400m	1200m	1000m	800m	600m	400m	200m
Section Times	2:23.89 [4] (0:16.67)	2:07.22 [2] (0:13.03)	1:54.19 [3] (0:13.38)	1:40.81 [4] (0:12.94)	1:27.87 [5] (0:12.95)	1:14.92 [5] (0:13.88)	1:01.04 [5] (0:13.36)	0:47.68 [5] (0:12.51)	0:35.17 [6] (0:11.84)	0:23.33 [6] (0:11.37)	0:11.96 [5] (0:11.96)
Average Speed [km/h]	43.1	54.6	53.9	56.0	55.7	51.8	54.2	58.6	61.5	63.2	60.5
Top Speed [km/h]	57.9	56.2	55.2	57.7	57.1	53.9	57.0	60.4	63.1	64.3	63.0
Avg. Dist. to Rail [m]	6.1	3.5	0.9	1.3	0.7	1.5	2.0	3.1	1.5	1.6	3.8
Avg. Stride Freq. [Hz]	2.1	2.0	2.0	2.0	2.0	2.0	2.0	2.1	2.1	2.2	2.1
Avg. Stride Length [m]	5.8	7.5	7.4	7.7	7.6	7.4	7.6	7.9	8.0	7.9	7.9



- [] Ranking at each section and finish
- .-.- No data available at this section
- NA No data available



Horse/Jockey Name	Kingstar Bullet
Final Rank	5
Fastest Section Time (Section)	0:11.44 (400m)
Top Speed [km/h] (Section)	64.0 (400m)
Race State	Finished



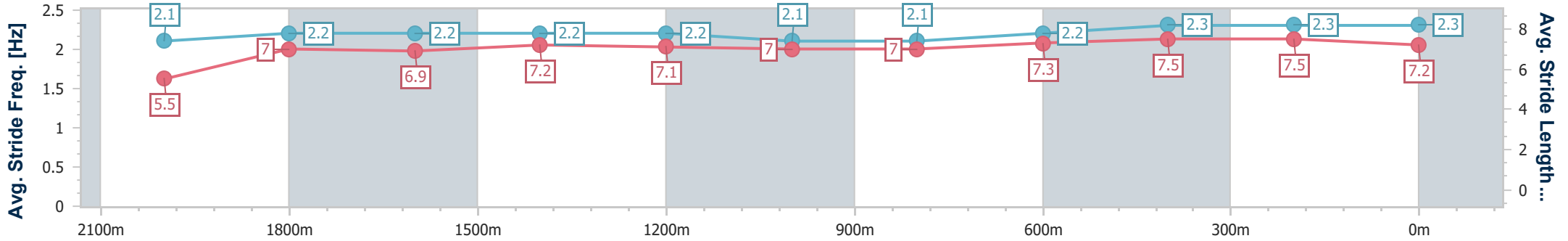
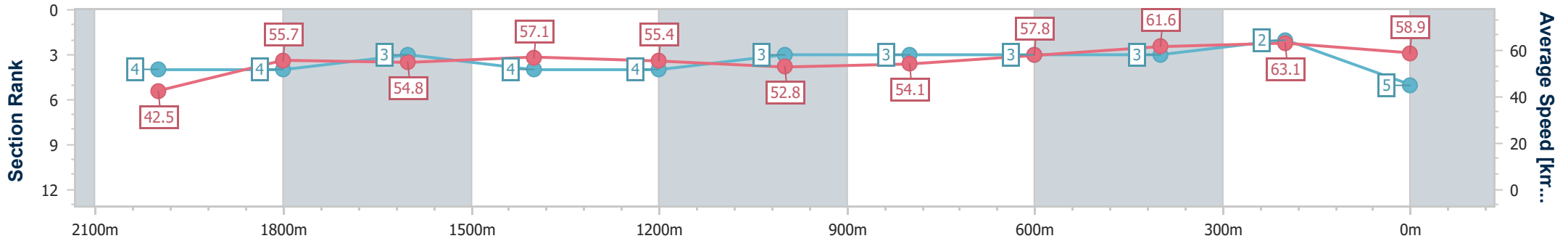
Sunshine Coast QLD Professional
Race 6: SUNSHINE COAST FLOORING XTRA BENCHMARK 60
Handicap - 2200m



04 February 2024 - 17:17

Track Rating: Good 4, Weather: Fine, Rail Position: +6m Entire

Section	Overall	2000m	1800m	1600m	1400m	1200m	1000m	800m	600m	400m	200m
Section Times	2:24.06 [5] (0:16.98)	2:07.08 [4] (0:12.89)	1:54.19 [4] (0:13.19)	1:41.00 [3] (0:12.74)	1:28.26 [4] (0:13.03)	1:15.23 [4] (0:13.66)	1:01.57 [3] (0:13.37)	0:48.20 [3] (0:12.64)	0:35.56 [3] (0:11.91)	0:23.65 [3] (0:11.44)	0:12.21 [2] (0:12.21)
Average Speed [km/h]	42.5	55.7	54.8	57.1	55.4	52.8	54.1	57.8	61.6	63.1	58.9
Top Speed [km/h]	57.0	56.6	56.5	58.2	57.4	53.7	56.6	60.9	63.5	64.0	61.5
Avg. Dist. to Rail [m]	5.7	0.3	0.9	2.9	2.4	2.4	2.4	2.1	3.3	3.1	3.8
Avg. Stride Freq. [Hz]	2.1	2.2	2.2	2.2	2.2	2.1	2.1	2.2	2.3	2.3	2.3
Avg. Stride Length [m]	5.5	7.0	6.9	7.2	7.1	7.0	7.0	7.3	7.5	7.5	7.2



- [] Ranking at each section and finish
- .-.- No data available at this section
- NA No data available



Horse/Jockey Name	Contribution
Final Rank	6
Fastest Section Time (Section)	0:11.59 (400m)
Top Speed [km/h] (Section)	63.6 (400m)
Race State	Finished



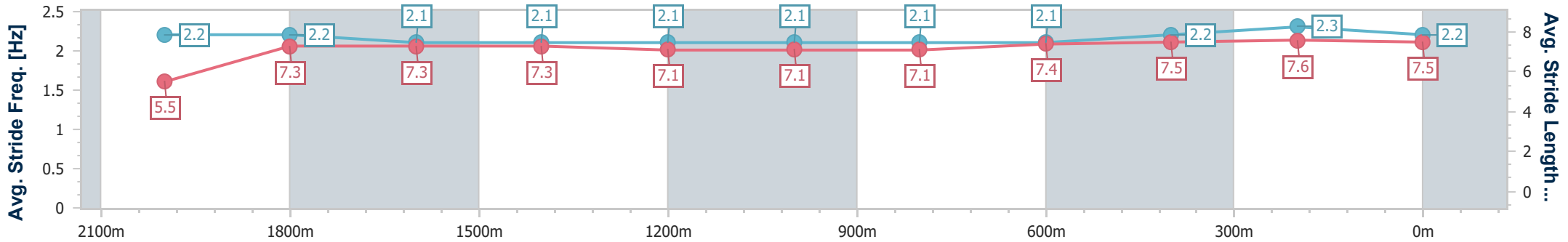
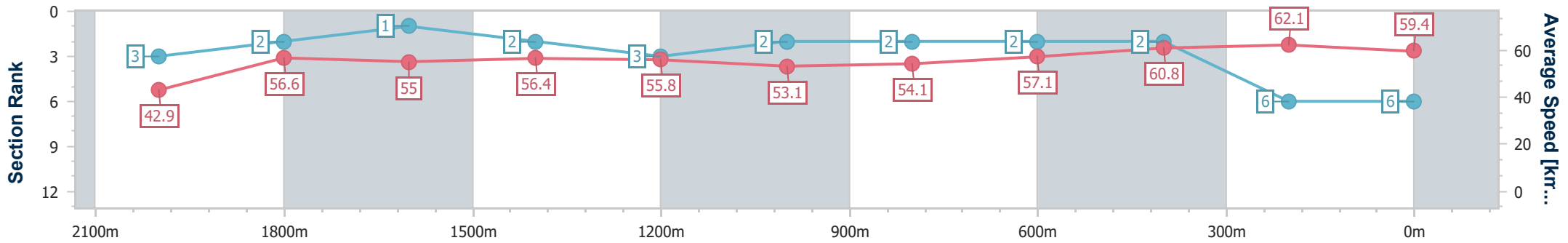
Sunshine Coast QLD Professional
 Race 6: SUNSHINE COAST FLOORING XTRA BENCHMARK 60
 Handicap - 2200m



04 February 2024 - 17:17

Track Rating: Good 4, Weather: Fine, Rail Position: +6m Entire

Section	Overall	2000m	1800m	1600m	1400m	1200m	1000m	800m	600m	400m	200m
Section Times	2:24.12 [6] (0:16.76)	2:07.36 [3] (0:12.75)	1:54.61 [2] (0:13.19)	1:41.42 [1] (0:12.89)	1:28.53 [2] (0:13.03)	1:15.50 [3] (0:13.58)	1:01.92 [2] (0:13.38)	0:48.54 [2] (0:12.72)	0:35.82 [2] (0:12.06)	0:23.76 [2] (0:11.59)	0:12.17 [6] (0:12.17)
Average Speed [km/h]	42.9	56.6	55.0	56.4	55.8	53.1	54.1	57.1	60.8	62.1	59.4
Top Speed [km/h]	58.2	57.6	55.6	58.8	58.7	54.4	56.4	59.1	63.4	63.6	61.0
Avg. Dist. to Rail [m]	5.3	0.5	1.5	2.6	3.0	2.6	1.7	2.0	3.0	1.4	1.0
Avg. Stride Freq. [Hz]	2.2	2.2	2.1	2.1	2.1	2.1	2.1	2.1	2.2	2.3	2.2
Avg. Stride Length [m]	5.5	7.3	7.3	7.3	7.1	7.1	7.1	7.4	7.5	7.6	7.5



- [] Ranking at each section and finish
- .-.- No data available at this section
- NA No data available



Horse/Jockey Name	Mottram
Final Rank	7
Fastest Section Time (Section)	0:12.06 (1600m)
Top Speed [km/h] (Section)	61.5 (1400m)
Race State	Finished



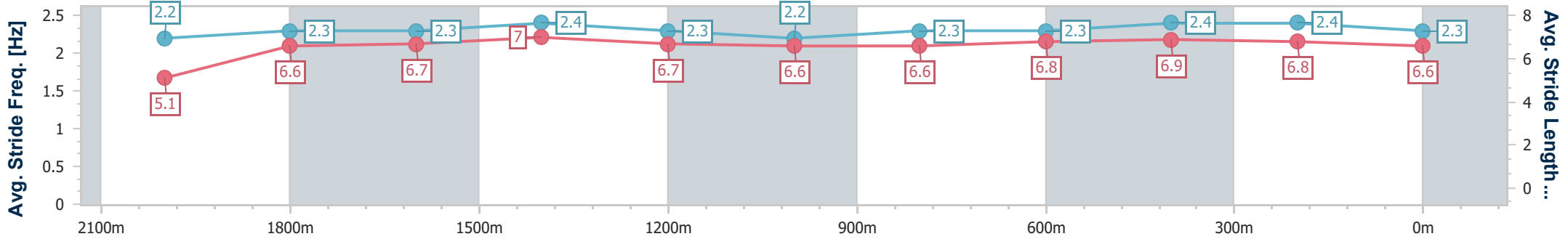
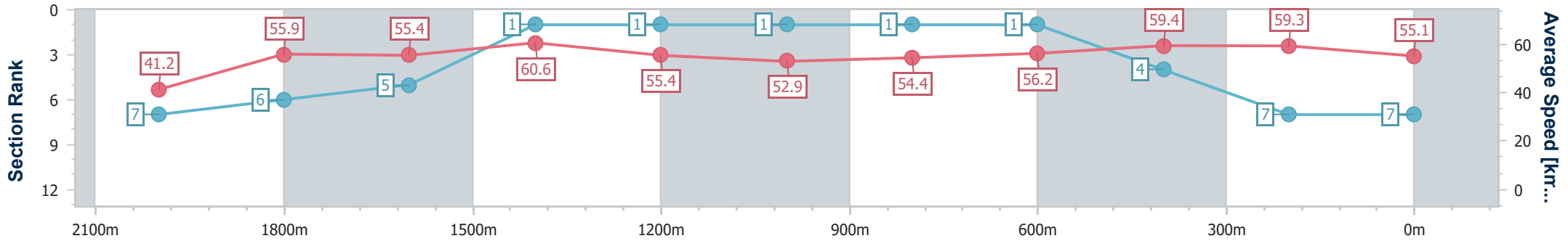
Sunshine Coast QLD Professional
 Race 6: SUNSHINE COAST FLOORING XTRA BENCHMARK 60
 Handicap - 2200m



04 February 2024 - 17:17

Track Rating: Good 4, Weather: Fine, Rail Position: +6m Entire

Section	Overall	2000m	1800m	1600m	1400m	1200m	1000m	800m	600m	400m	200m
Section Times	2:25.71 [7] (0:17.43)	2:08.28 [7] (0:12.81)	1:55.47 [6] (0:13.08)	1:42.39 [5] (0:12.06)	1:30.33 [1] (0:13.10)	1:17.23 [1] (0:13.67)	1:03.56 [1] (0:13.26)	0:50.30 [1] (0:12.88)	0:37.42 [1] (0:12.22)	0:25.20 [4] (0:12.12)	0:13.08 [7] (0:13.08)
Average Speed [km/h]	41.2	55.9	55.4	60.6	55.4	52.9	54.4	56.2	59.4	59.3	55.1
Top Speed [km/h]	56.9	56.9	60.1	61.5	61.5	54.3	55.6	58.5	61.1	60.5	58.7
Avg. Dist. to Rail [m]	5.3	2.1	1.8	5.0	3.0	1.9	0.7	1.3	0.8	1.0	3.5
Avg. Stride Freq. [Hz]	2.2	2.3	2.3	2.4	2.3	2.2	2.3	2.3	2.4	2.4	2.3
Avg. Stride Length [m]	5.1	6.6	6.7	7.0	6.7	6.6	6.6	6.8	6.9	6.8	6.6



- [] Ranking at each section and finish
- .-.- No data available at this section
- NA No data available