



Eagle Farm QLD Professional
Race 7: LADBROKES OWNERS INCENTIVE SCHEME BENCHMARK 68
Handicap - 1000m
07 February 2024 - 17:48



Track Rating: Good 4, Weather: Fine, Rail Position: +9.5 Entire

Section											Last 600m	
Field Times		Overall	800m	600m	400m	200m						0:34.02
		0:57.27 (0:12.91)	0:44.36 (0:10.34)	0:34.02 (0:10.72)	0:23.30 (0:11.28)	0:12.02 (0:12.02)						
Rank	TAB Horse/Jockey	Barrier	Top Speed [km/h]	Fastest Section						Margin	Distance Travelled [m]	
1	5 TIKKA READY Yvette Lewis	6	70.6 800m	0:10.32 800m	0:57.27 [1] (0:13.69)	0:43.58 [9] (0:10.32)	0:33.26 [9] (0:10.75)	0:22.51 [9] (0:10.79)	0:11.72 [6] (0:11.72)	0:57.27	0:33.26	
2	2 ORLABENT Andrew Mallyon	1	70.7 Overall	0:10.44 800m	0:57.31 [2] (0:13.01)	0:44.30 [4] (0:10.44)	0:33.86 [4] (0:10.80)	0:23.06 [3] (0:11.00)	0:12.06 [1] (0:12.06)	0.21L	0:33.86	+4
3	8 IT'S GERRY Michael Rodd	3	70.1 Overall	0:10.55 800m	0:57.47 [3] (0:13.21)	0:44.26 [6] (0:10.55)	0:33.71 [7] (0:10.74)	0:22.97 [6] (0:10.90)	0:12.07 [5] (0:12.07)	1.17L	0:33.71	+5
4	9 SIR CARTER Mark Du Plessis	5	71.1 800m	0:10.38 800m	0:57.53 [4] (0:13.26)	0:44.27 [8] (0:10.38)	0:33.89 [6] (0:10.61)	0:23.28 [4] (0:11.13)	0:12.15 [4] (0:12.15)	1.53L	0:33.89	+5
5	1 MR GALAZI Marnu Potgieter	2	72.0 Overall	0:10.34 800m	0:57.85 [5] (0:12.91)	0:44.94 [1] (0:10.34)	0:34.60 [1] (0:10.72)	0:23.88 [1] (0:11.32)	0:12.56 [2] (0:12.56)	3.4L	0:34.60	+3
6	10 ON HOLD Ryan Maloney	7	71.7 800m	0:10.58 800m	0:57.90 [6] (0:13.22)	0:44.68 [7] (0:10.58)	0:34.10 [8] (0:10.82)	0:23.28 [8] (0:11.00)	0:12.28 [7] (0:12.28)	3.67L	0:34.10	+11
7	3 BRING ME KASH Casey Waddell	4	71.4 800m	0:10.52 800m	0:58.12 [7] (0:12.92)	0:45.20 [2] (0:10.52)	0:34.68 [3] (0:11.01)	0:23.67 [5] (0:11.20)	0:12.47 [8] (0:12.47)	5L	0:34.68	+9
8	6 CAMPAL Jake Molloy	8	71.4 800m	0:10.36 800m	0:58.46 [8] (0:12.94)	0:45.52 [3] (0:10.36)	0:35.16 [2] (0:10.68)	0:24.48 [2] (0:11.37)	0:13.11 [3] (0:13.11)	7L	0:35.16	+9
9	4 MAXIMUM VORTEX Cejay Graham	9	70.3 800m	0:10.48 800m	0:59.91 [9] (0:13.10)	0:46.81 [5] (0:10.48)	0:36.33 [5] (0:10.93)	0:25.40 [7] (0:11.47)	0:13.93 [9] (0:13.93)	15.51L	0:36.33	+8

Scratched: Kai Tak (#11), Carribean King (#7)

[] Ranking at each section and finish
 -:-:- No data available at this section
 NA No data available

SCN Saddle cloth number
 DNF Did not finish
 DNT Did not track



Horse/Jockey Name	Tikka Ready
Final Rank	1
Fastest Section Time (Section)	0:10.32 (800m)
Top Speed [km/h] (Section)	70.6 (800m)
Race State	Finished



Eagle Farm QLD Professional
Race 7: LADBROKES OWNERS INCENTIVE SCHEME
BENCHMARK 68 Handicap - 1000m

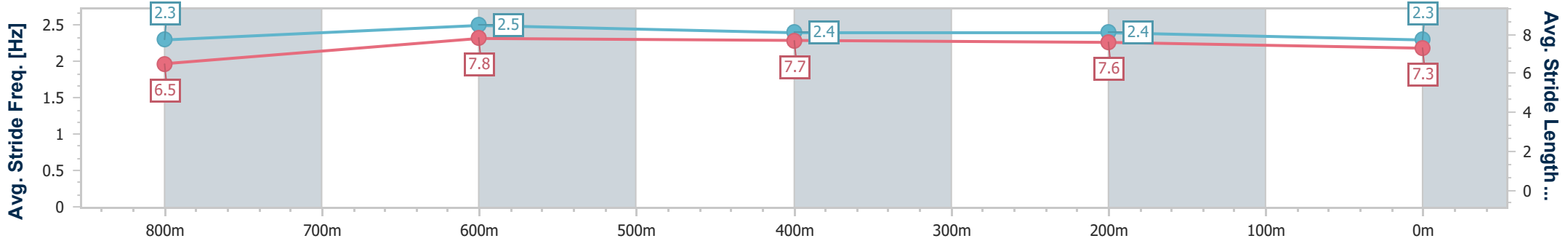
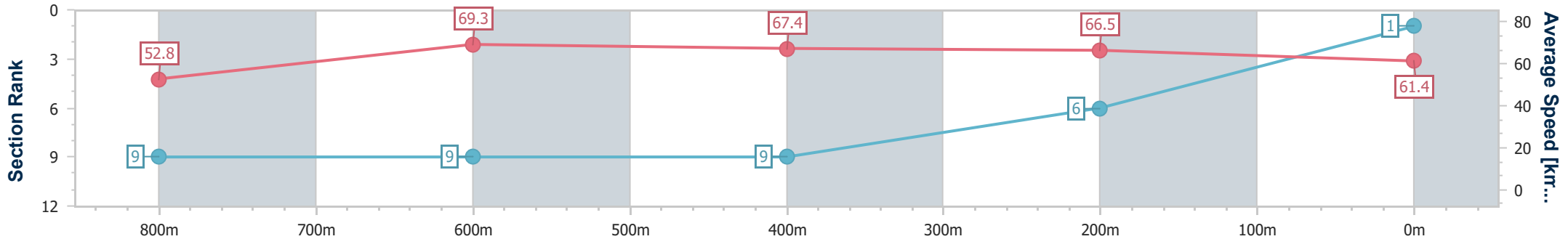
07 February 2024 - 17:48

Track Rating: Good 4, Weather: Fine, Rail Position: +9.5 Entire



BRISBANE
RACING CLUB

Section	Overall	800m	600m	400m	200m
Section Times	0:57.27 [1] (0:13.69)	0:43.58 [9] (0:10.32)	0:33.26 [9] (0:10.75)	0:22.51 [9] (0:10.79)	0:11.72 [6] (0:11.72)
Average Speed [km/h]	52.8	69.3	67.4	66.5	61.4
Top Speed [km/h]	69.6	70.6	68.7	68.4	63.6
Avg. Dist. to Rail [m]	4.1	1.0	0.6	3.4	6.8
Avg. Stride Freq. [Hz]	2.3	2.5	2.4	2.4	2.3
Avg. Stride Length [m]	6.5	7.8	7.7	7.6	7.3



- [] Ranking at each section and finish
- .-.- No data available at this section
- NA No data available



Horse/Jockey Name	Orlabent
Final Rank	2
Fastest Section Time (Section)	0:10.44 (800m)
Top Speed [km/h] (Section)	70.7 (Overall)
Race State	Finished



Eagle Farm QLD Professional
Race 7: LADBROKES OWNERS INCENTIVE SCHEME
BENCHMARK 68 Handicap - 1000m

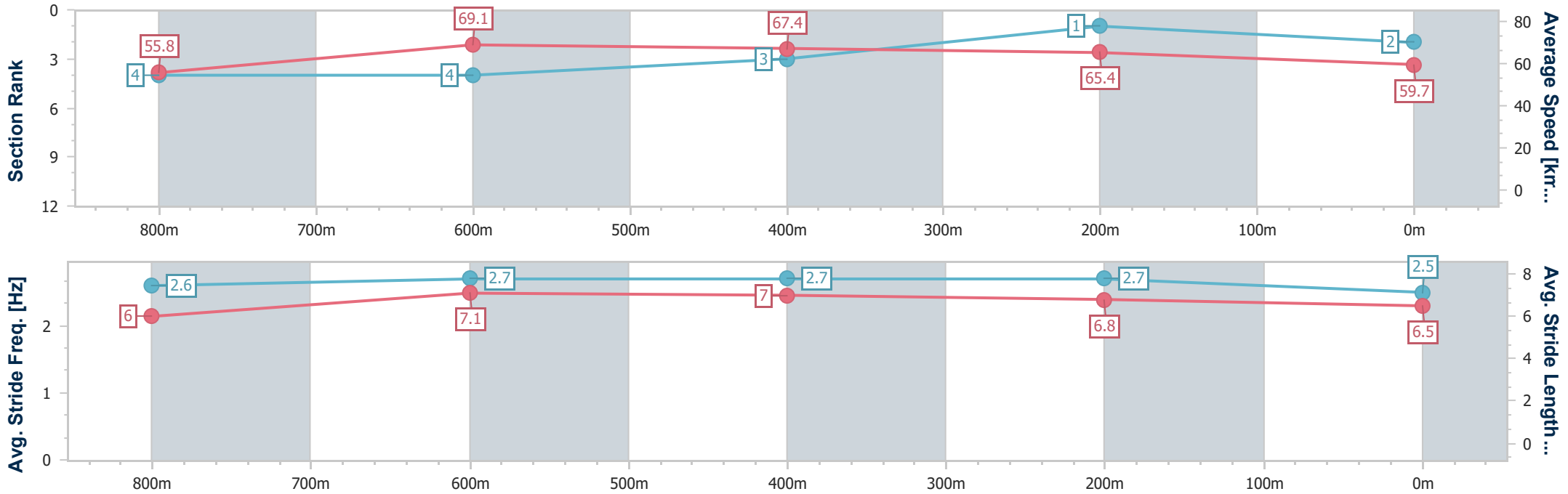
07 February 2024 - 17:48

Track Rating: Good 4, Weather: Fine, Rail Position: +9.5 Entire



BRISBANE
RACING CLUB

Section	Overall	800m	600m	400m	200m
Section Times	0:57.31 [2] (0:13.01)	0:44.30 [4] (0:10.44)	0:33.86 [4] (0:10.80)	0:23.06 [3] (0:11.00)	0:12.06 [1] (0:12.06)
Average Speed [km/h]	55.8	69.1	67.4	65.4	59.7
Top Speed [km/h]	70.7	70.6	68.4	67.6	63.3
Avg. Dist. to Rail [m]	2.0	1.3	2.3	3.8	4.5
Avg. Stride Freq. [Hz]	2.6	2.7	2.7	2.7	2.5
Avg. Stride Length [m]	6.0	7.1	7.0	6.8	6.5



- [] Ranking at each section and finish
- .-.- No data available at this section
- NA No data available



Horse/Jockey Name	It's Gerry
Final Rank	3
Fastest Section Time (Section)	0:10.55 (800m)
Top Speed [km/h] (Section)	70.1 (Overall)
Race State	Finished



Eagle Farm QLD Professional
 Race 7: LADBROKES OWNERS INCENTIVE SCHEME
 BENCHMARK 68 Handicap - 1000m

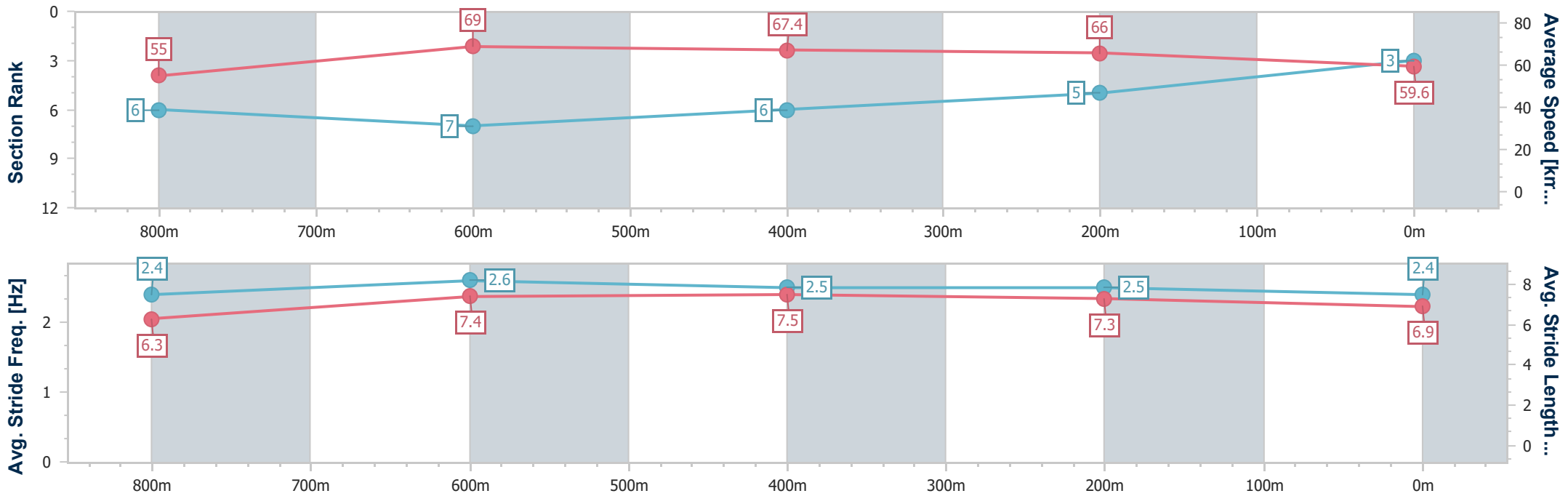
07 February 2024 - 17:48

Track Rating: Good 4, Weather: Fine, Rail Position: +9.5 Entire



BRISBANE
 RACING CLUB

Section	Overall	800m	600m	400m	200m
Section Times	0:57.47 [3] (0:13.21)	0:44.26 [6] (0:10.55)	0:33.71 [7] (0:10.74)	0:22.97 [6] (0:10.90)	0:12.07 [5] (0:12.07)
Average Speed [km/h]	55.0	69.0	67.4	66.0	59.6
Top Speed [km/h]	70.1	70.0	69.5	67.7	64.4
Avg. Dist. to Rail [m]	4.3	2.3	1.0	4.5	7.1
Avg. Stride Freq. [Hz]	2.4	2.6	2.5	2.5	2.4
Avg. Stride Length [m]	6.3	7.4	7.5	7.3	6.9



- [] Ranking at each section and finish
- .-.- No data available at this section
- NA No data available



Horse/Jockey Name	Sir Carter
Final Rank	4
Fastest Section Time (Section)	0:10.38 (800m)
Top Speed [km/h] (Section)	71.1 (800m)
Race State	Finished



Eagle Farm QLD Professional
Race 7: LADBROKES OWNERS INCENTIVE SCHEME
BENCHMARK 68 Handicap - 1000m

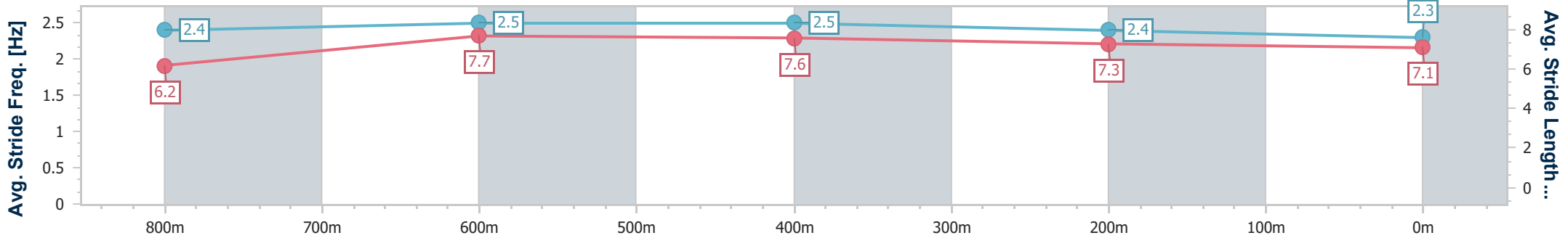
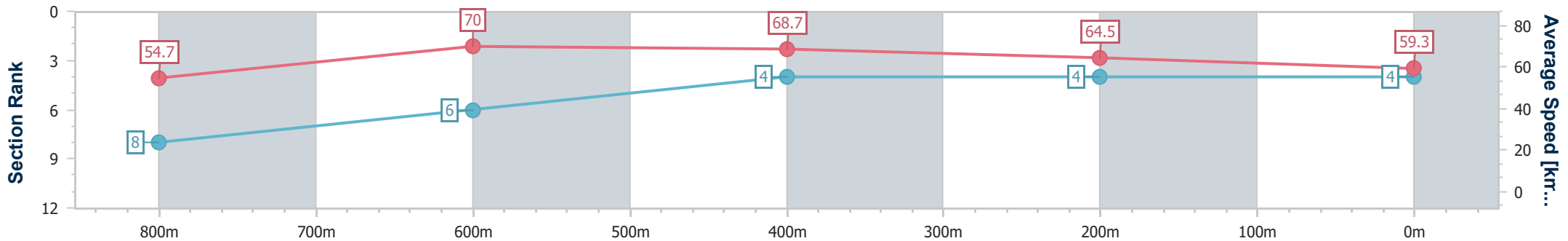
07 February 2024 - 17:48

Track Rating: Good 4, Weather: Fine, Rail Position: +9.5 Entire



BRISBANE
RACING CLUB

Section	Overall	800m	600m	400m	200m
Section Times	0:57.53 [4] (0:13.26)	0:44.27 [8] (0:10.38)	0:33.89 [6] (0:10.61)	0:23.28 [4] (0:11.13)	0:12.15 [4] (0:12.15)
Average Speed [km/h]	54.7	70.0	68.7	64.5	59.3
Top Speed [km/h]	70.6	71.1	69.9	67.4	62.2
Avg. Dist. to Rail [m]	3.6	2.0	2.3	1.8	2.5
Avg. Stride Freq. [Hz]	2.4	2.5	2.5	2.4	2.3
Avg. Stride Length [m]	6.2	7.7	7.6	7.3	7.1



- [] Ranking at each section and finish
- .-.- No data available at this section
- NA No data available



Horse/Jockey Name	Mr Galazi
Final Rank	5
Fastest Section Time (Section)	0:10.34 (800m)
Top Speed [km/h] (Section)	72.0 (Overall)
Race State	Finished



Eagle Farm QLD Professional
Race 7: LADBROKES OWNERS INCENTIVE SCHEME
BENCHMARK 68 Handicap - 1000m

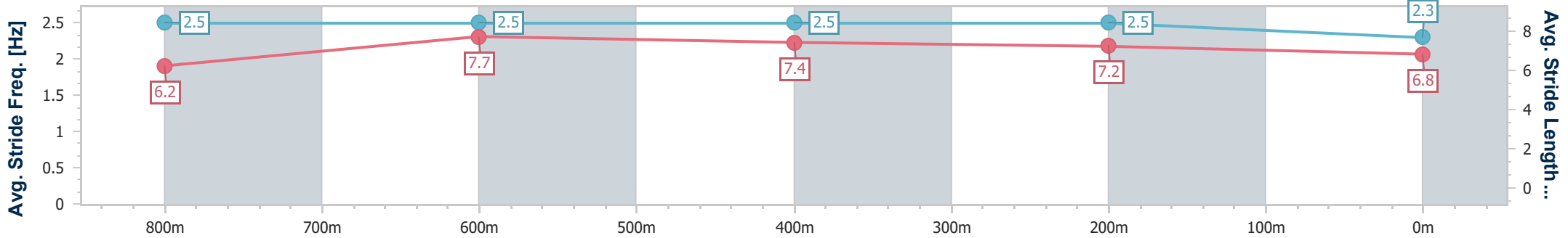
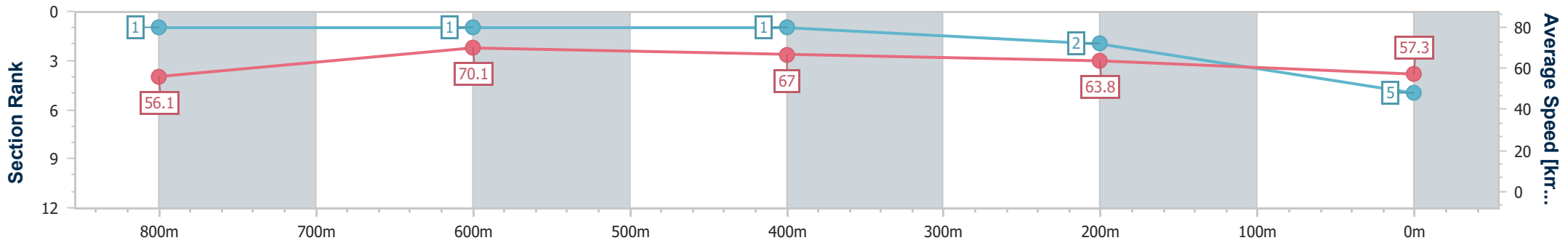
07 February 2024 - 17:48

Track Rating: Good 4, Weather: Fine, Rail Position: +9.5 Entire



BRISBANE
RACING CLUB

Section	Overall	800m	600m	400m	200m
Section Times	0:57.85 [5] (0:12.91)	0:44.94 [1] (0:10.34)	0:34.60 [1] (0:10.72)	0:23.88 [1] (0:11.32)	0:12.56 [2] (0:12.56)
Average Speed [km/h]	56.1	70.1	67.0	63.8	57.3
Top Speed [km/h]	72.0	71.6	68.5	65.2	60.7
Avg. Dist. to Rail [m]	3.5	1.4	0.2	0.5	0.3
Avg. Stride Freq. [Hz]	2.5	2.5	2.5	2.5	2.3
Avg. Stride Length [m]	6.2	7.7	7.4	7.2	6.8



- [] Ranking at each section and finish
- .-.- No data available at this section
- NA No data available



Horse/Jockey Name	On Hold
Final Rank	6
Fastest Section Time (Section)	0:10.58 (800m)
Top Speed [km/h] (Section)	71.7 (800m)
Race State	Finished



Eagle Farm QLD Professional
Race 7: LADBROKES OWNERS INCENTIVE SCHEME
BENCHMARK 68 Handicap - 1000m

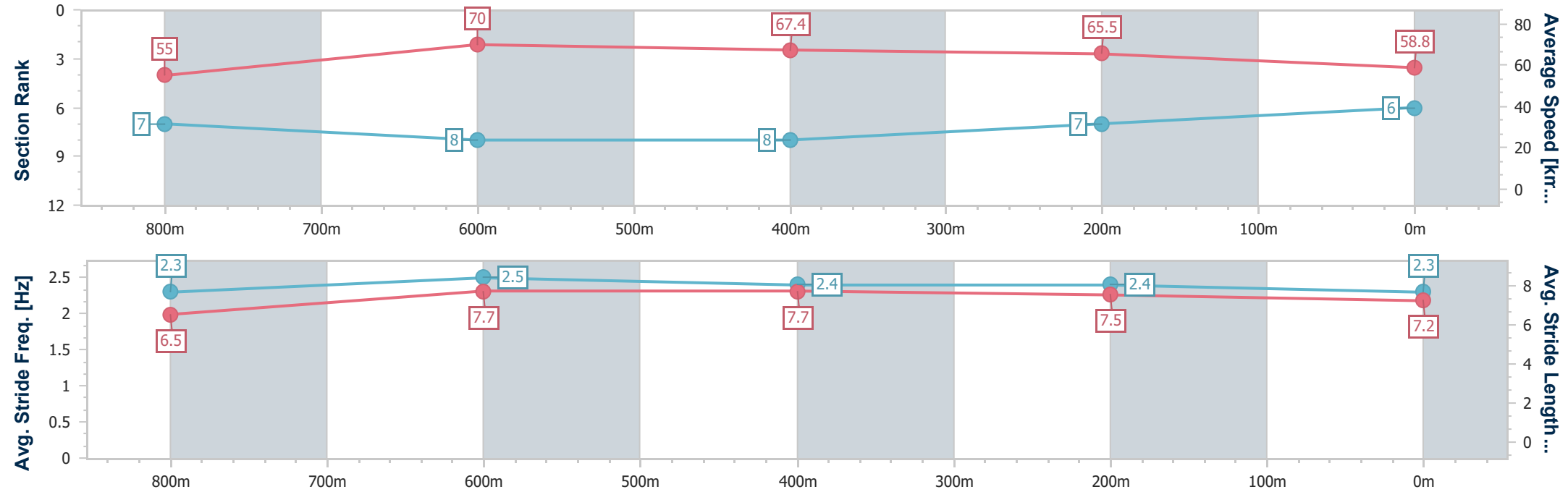
07 February 2024 - 17:48

Track Rating: Good 4, Weather: Fine, Rail Position: +9.5 Entire



BRISBANE
RACING CLUB

Section	Overall	800m	600m	400m	200m
Section Times	0:57.90 [6] (0:13.22)	0:44.68 [7] (0:10.58)	0:34.10 [8] (0:10.82)	0:23.28 [8] (0:11.00)	0:12.28 [7] (0:12.28)
Average Speed [km/h]	55.0	70.0	67.4	65.5	58.8
Top Speed [km/h]	69.4	71.7	69.0	67.7	62.9
Avg. Dist. to Rail [m]	6.1	5.6	3.2	6.0	7.1
Avg. Stride Freq. [Hz]	2.3	2.5	2.4	2.4	2.3
Avg. Stride Length [m]	6.5	7.7	7.7	7.5	7.2



- [] Ranking at each section and finish
- .-.- No data available at this section
- NA No data available



Horse/Jockey Name	Bring Me Kash
Final Rank	7
Fastest Section Time (Section)	0:10.52 (800m)
Top Speed [km/h] (Section)	71.4 (800m)
Race State	Finished



Eagle Farm QLD Professional
Race 7: LADBROKES OWNERS INCENTIVE SCHEME
BENCHMARK 68 Handicap - 1000m

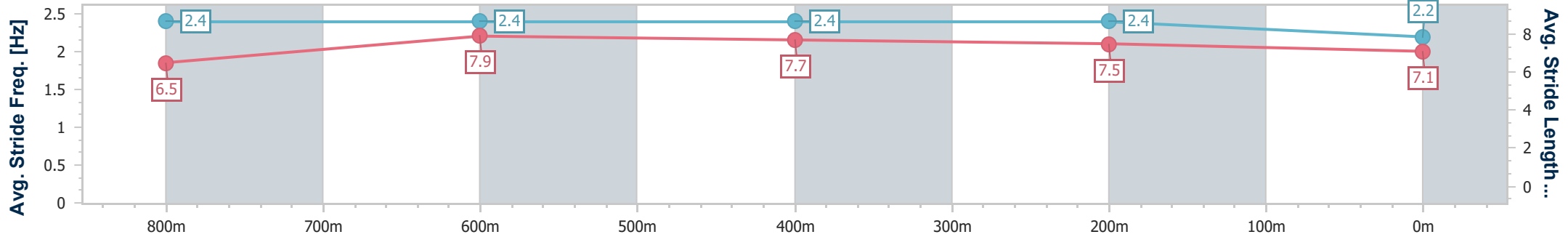
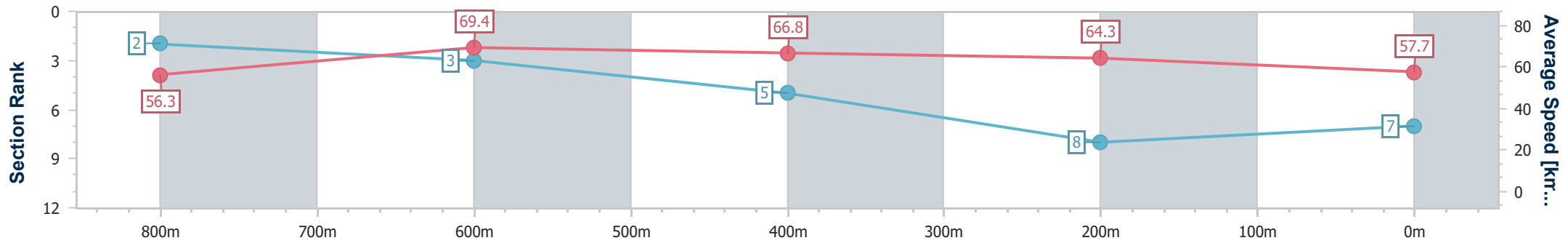
07 February 2024 - 17:48

Track Rating: Good 4, Weather: Fine, Rail Position: +9.5 Entire



BRISBANE
RACING CLUB

Section	Overall	800m	600m	400m	200m
Section Times	0:58.12 [7] (0:12.92)	0:45.20 [2] (0:10.52)	0:34.68 [3] (0:11.01)	0:23.67 [5] (0:11.20)	0:12.47 [8] (0:12.47)
Average Speed [km/h]	56.3	69.4	66.8	64.3	57.7
Top Speed [km/h]	71.0	71.4	67.6	67.7	61.1
Avg. Dist. to Rail [m]	4.5	3.3	4.0	5.5	7.4
Avg. Stride Freq. [Hz]	2.4	2.4	2.4	2.4	2.2
Avg. Stride Length [m]	6.5	7.9	7.7	7.5	7.1



- [] Ranking at each section and finish
- .-.- No data available at this section
- NA No data available



Horse/Jockey Name	Campai
Final Rank	8
Fastest Section Time (Section)	0:10.36 (800m)
Top Speed [km/h] (Section)	71.4 (800m)
Race State	Finished



Eagle Farm QLD Professional
 Race 7: LADBROKES OWNERS INCENTIVE SCHEME
 BENCHMARK 68 Handicap - 1000m

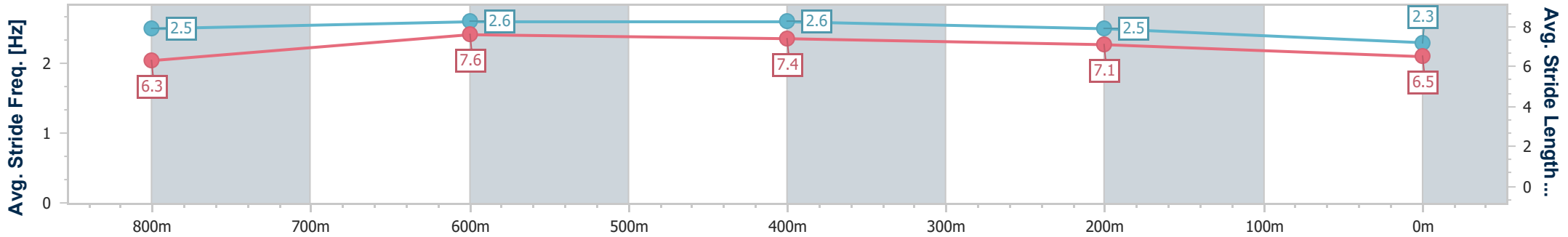
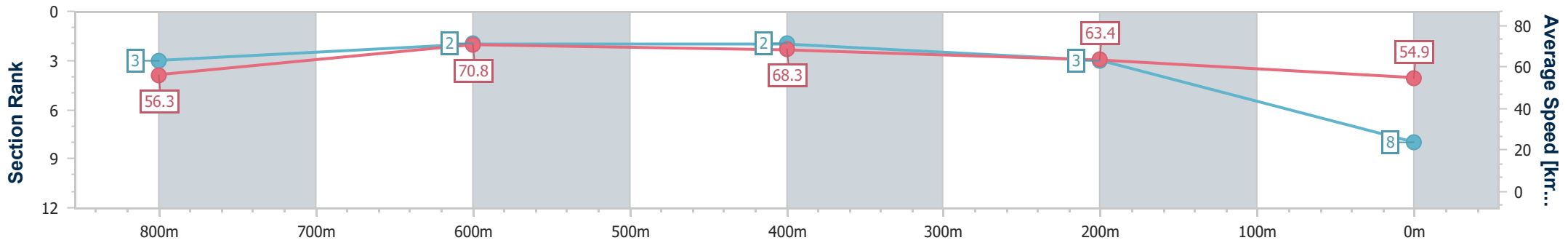
07 February 2024 - 17:48

Track Rating: Good 4, Weather: Fine, Rail Position: +9.5 Entire



BRISBANE
 RACING CLUB

Section	Overall	800m	600m	400m	200m
Section Times	0:58.46 [8] (0:12.94)	0:45.52 [3] (0:10.36)	0:35.16 [2] (0:10.68)	0:24.48 [2] (0:11.37)	0:13.11 [3] (0:13.11)
Average Speed [km/h]	56.3	70.8	68.3	63.4	54.9
Top Speed [km/h]	71.2	71.4	69.8	66.8	60.1
Avg. Dist. to Rail [m]	6.5	3.8	3.2	4.1	3.9
Avg. Stride Freq. [Hz]	2.5	2.6	2.6	2.5	2.3
Avg. Stride Length [m]	6.3	7.6	7.4	7.1	6.5



- [] Ranking at each section and finish
- .-.- No data available at this section
- NA No data available



Horse/Jockey Name	Maximum Vortex
Final Rank	9
Fastest Section Time (Section)	0:10.48 (800m)
Top Speed [km/h] (Section)	70.3 (800m)
Race State	Finished



Eagle Farm QLD Professional
 Race 7: LADBROKES OWNERS INCENTIVE SCHEME
 BENCHMARK 68 Handicap - 1000m

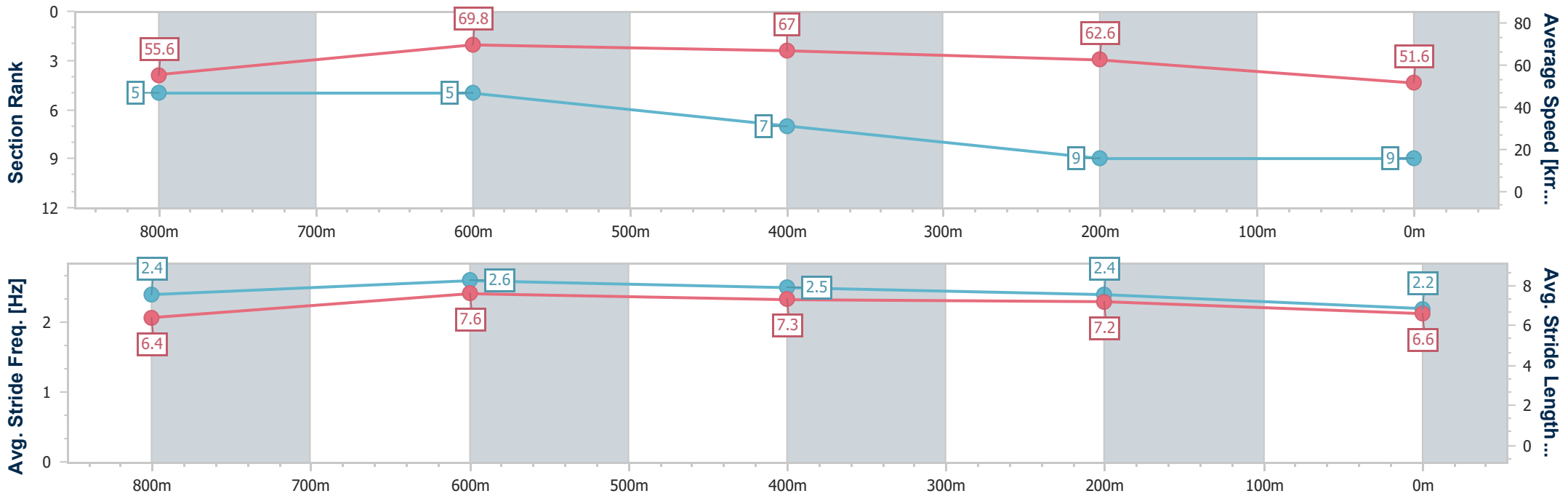
07 February 2024 - 17:48

Track Rating: Good 4, Weather: Fine, Rail Position: +9.5 Entire



BRISBANE
 RACING CLUB

Section	Overall	800m	600m	400m	200m
Section Times	0:59.91 [9] (0:13.10)	0:46.81 [5] (0:10.48)	0:36.33 [5] (0:10.93)	0:25.40 [7] (0:11.47)	0:13.93 [9] (0:13.93)
Average Speed [km/h]	55.6	69.8	67.0	62.6	51.6
Top Speed [km/h]	69.9	70.3	68.5	66.1	58.8
Avg. Dist. to Rail [m]	7.7	2.8	3.3	4.7	4.1
Avg. Stride Freq. [Hz]	2.4	2.6	2.5	2.4	2.2
Avg. Stride Length [m]	6.4	7.6	7.3	7.2	6.6



- [] Ranking at each section and finish
- .-.- No data available at this section
- NA No data available