

Rockhampton QLD

Race 5: TAB BENCHMARK 60 Handicap - 1816m

09 February 2024 - 3:56PM

Track Rating: Good 4, Weather: Fine, Rail Position: +3.5m Entire

Section													
Field Times		Overall	L1600	L1400	L1200	L1000	L800						
		1:54.56	1:39.12	1:26.24	1:12.68	0:59.06	0:46.12						
		(0:15.45)	(0:12.87)	(0:13.56)	(0:13.63)	(0:12.94)	(0:12.21)						
Position	#	Horse/Jockey	Barrier	Top Speed [km/h]	Fastest Section	First 400m							Distance Travelled From Winner [m]
1	1	DEVIL KICK	4	67.6	0:10.79	0:28.06	1:54.57	1:38.63 [6]	1:25.47 [6]	1:11.95 [6]	0:58.32 [6]	0:45.26 [6]	
		Yvette Lewis		200-0	400-200		(0:15.94)	(0:13.16)	(0:13.52)	(0:13.63)	(0:13.06)	(0:12.01)	
2	6	ROY'S ROAD	1	66.8	0:10.99	0:27.77	1:54.70	1:38.99 [4]	1:25.86 [4]	1:12.31 [4]	0:58.71 [4]	0:45.79 [4]	+3
		Beau-Dene Appo		600-400	400-200		(0:15.71)	(0:13.13)	(0:13.55)	(0:13.60)	(0:12.92)	(0:12.05)	
3	2	LEICA BITA FUN	7	67.1	0:11.03	0:27.40	1:54.71	1:39.16 [2]	1:26.25 [2]	1:12.72 [2]	0:59.07 [2]	0:46.16 [2]	+8
		Tahlia Fenlon		600-400	400-200		(0:15.55)	(0:12.91)	(0:13.53)	(0:13.65)	(0:12.91)	(0:12.33)	
4	4	PHOENIX FLYER	8	68.1	0:10.80	0:27.97	1:54.72	1:38.81 [5]	1:25.67 [5]	1:12.14 [5]	0:58.48 [5]	0:45.49 [5]	+11
		Chris Whiteley		600-400	400-200		(0:15.91)	(0:13.14)	(0:13.53)	(0:13.66)	(0:12.99)	(0:12.07)	
5	8	FLYING ARION	5	66.9	0:10.95	0:28.42	1:55.03	1:38.75 [8]	1:25.56 [8]	1:12.08 [8]	0:58.37 [8]	0:45.48 [8]	+3
		Warwick Satherley		400-200	400-200		(0:16.28)	(0:13.19)	(0:13.48)	(0:13.71)	(0:12.89)	(0:11.89)	
6	7	MOHAHNA	3	65.4	0:11.30	0:27.30	1:55.12	1:39.67 [1]	1:26.80 [1]	1:13.24 [1]	0:59.61 [1]	0:46.67 [1]	-2
		Tasha Chambers		600-400	400-200		(0:15.45)	(0:12.87)	(0:13.56)	(0:13.63)	(0:12.94)	(0:12.21)	
7	5	VANA STAR	2	66.6	0:11.04	0:27.63	1:55.22	1:39.58 [3]	1:26.56 [3]	1:13.04 [3]	0:59.41 [3]	0:46.47 [3]	+6
		Justin Huxtable		600-400	400-200		(0:15.64)	(0:13.02)	(0:13.52)	(0:13.63)	(0:12.94)	(0:12.21)	
8	3	PANKHURST	6	65.8	0:11.17	0:28.37	1:57.58	1:41.36 [7]	1:28.22 [7]	1:14.77 [7]	1:01.08 [7]	0:48.16 [7]	+6
		Adam Sewell		600-400	600-400		(0:16.22)	(0:13.14)	(0:13.45)	(0:13.69)	(0:12.92)	(0:11.98)	

Scratched: Marshy (#9)

Rockhampton QLD

Race 5: TAB BENCHMARK 60 Handicap - 1816m

09 February 2024 - 3:56PM

Track Rating: Good 4, Weather: Fine, Rail Position: +3.5m Entire

Section					L600	L400	L200					
Field Times					0:33.90 (0:11.32)	0:22.57 (0:11.06)	0:11.52 (0:11.52)					
Position	#	Horse/Jockey	Barrier	Top Speed [km/h]	Fastest Section	First 400m				Margin	Distance Travelled From Winner [m]	
1	1	DEVIL KICK Yvette Lewis	4	67.6 200-0	0:10.79 400-200	0:28.06	0:33.25 [6] (0:11.23)	0:22.02 [7] (0:10.79)	0:11.23 [6] (0:11.23)	1:54.57		
2	6	ROY'S ROAD Beau-Dene Appo	1	66.8 600-400	0:10.99 400-200	0:27.77	0:33.74 [3] (0:11.22)	0:22.52 [4] (0:10.99)	0:11.53 [3] (0:11.53)	0.72L	+3	
3	2	LEICA BITA FUN Tahlia Fenlon	7	67.1 600-400	0:11.03 400-200	0:27.40	0:33.83 [2] (0:11.13)	0:22.70 [2] (0:11.03)	0:11.67 [1] (0:11.67)	0.81L	+8	
4	4	PHOENIX FLYER Chris Whiteley	8	68.1 600-400	0:10.80 400-200	0:27.97	0:33.42 [5] (0:11.10)	0:22.32 [5] (0:10.80)	0:11.52 [4] (0:11.52)	0.86L	+11	
5	8	FLYING ARION Warwick Satherley	5	66.9 400-200	0:10.95 400-200	0:28.42	0:33.59 [8] (0:11.09)	0:22.50 [6] (0:10.95)	0:11.55 [7] (0:11.55)	2.66L	+3	
6	7	MOHAHNA Tasha Chambers	3	65.4 600-400	0:11.30 400-200	0:27.30	0:34.46 [1] (0:11.32)	0:23.14 [1] (0:11.30)	0:11.84 [5] (0:11.84)	3.23L	-2	
7	5	VANA STAR Justin Huxtable	2	66.6 600-400	0:11.04 400-200	0:27.63	0:34.26 [4] (0:11.16)	0:23.10 [3] (0:11.04)	0:12.06 [2] (0:12.06)	3.8L	+6	
8	3	PANKHURST Adam Sewell	6	65.8 600-400	0:11.17 600-400	0:28.37	0:36.18 [7] (0:11.17)	0:25.01 [8] (0:11.44)	0:13.57 [8] (0:13.56)	17.7L	+6	

Scratched: Marshy (#9)

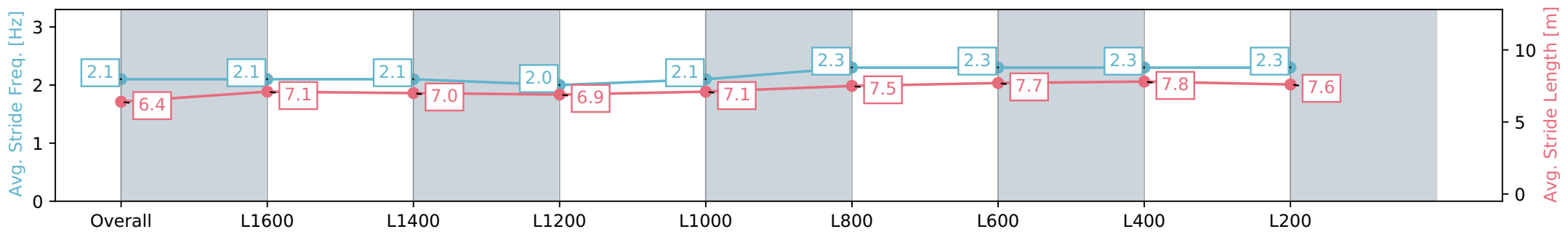
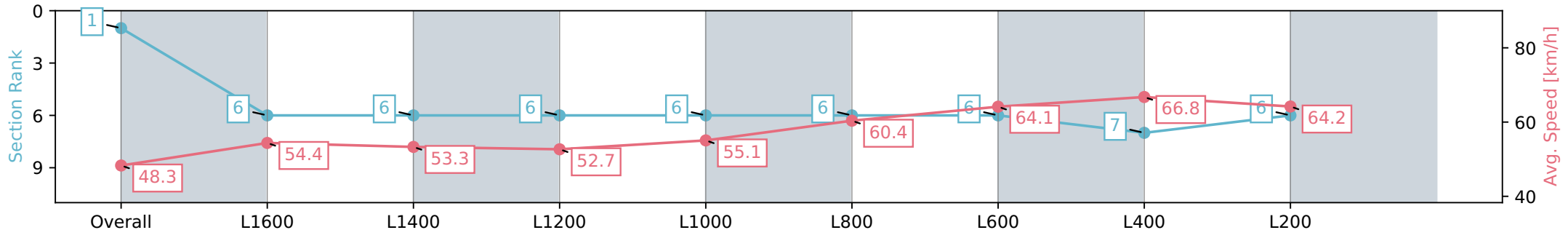
Horse/Jockey Name	DEVIL KICK
Finish Rank	1
Fastest Section Time (Section)	0:10.79 (L400)
Top Speed [km/h] (Section)	67.6 (L200)
Race State	Finished



Rockhampton QLD - Professional
 Race 5: TAB BENCHMARK 60 Handicap - 1816m
 09 February 2024 - 3:56PM
 Track Rating: Good 4, Weather: Fine, Rail Position: +3.5m Entire



Section	Overall	L1600	L1400	L1200	L1000	L800	L600	L400	L200
Section Times	1:54.57 [1] (0:15.94)	1:38.63 [6] (0:13.16)	1:25.47 [6] (0:13.52)	1:11.95 [6] (0:13.63)	0:58.32 [6] (0:13.06)	0:45.26 [6] (0:12.01)	0:33.25 [6] (0:11.23)	0:22.02 [7] (0:10.79)	0:11.23 [6] (0:11.23)
Average Speed [km/h]	48.3	54.4	53.3	52.7	55.1	60.4	64.1	66.8	64.2
Top Speed [km/h]	54.5	55.2	54.6	54.6	58.6	61.0	66.0	67.5	67.6
Avg. Dist. to Rail [m]	3.2	2.9	1.5	0.7	0.6	1.2	2.9	4.1	5.0
Avg. Stride Freq. [Hz]	2.1	2.1	2.1	2.0	2.1	2.3	2.3	2.3	2.3
Avg. Stride Length [m]	6.4	7.1	7.0	6.9	7.1	7.5	7.7	7.8	7.6



Report Created: Fri 09 February 2024 17:30:14 GMT+11 (Note: Timing is based on positional data)

- [] Ranking at each section and finish
- :-:- No data available at this section
- NA No data available

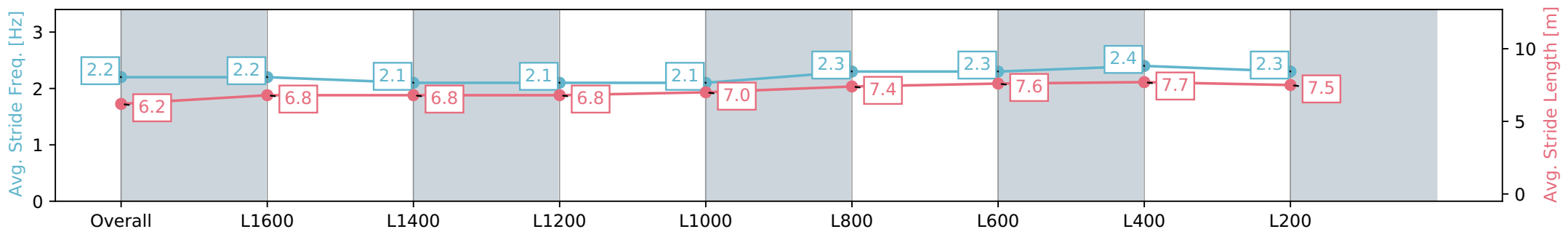
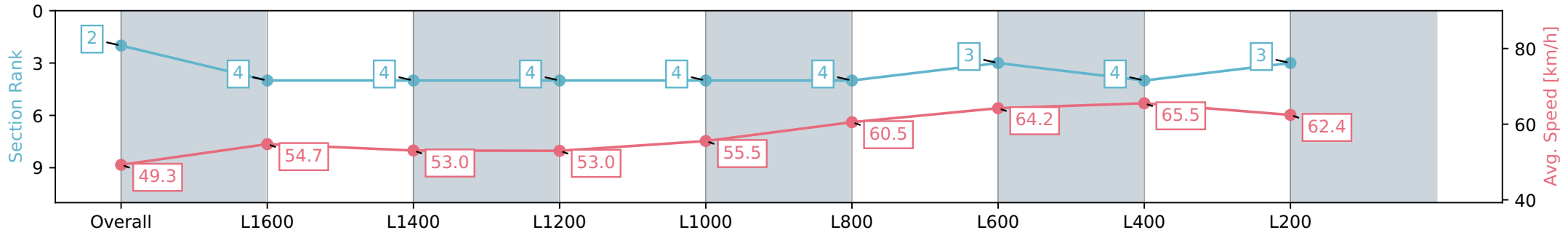
Horse/Jockey Name	ROY'S ROAD
Finish Rank	2
Fastest Section Time (Section)	0:10.99 (L400)
Top Speed [km/h] (Section)	66.8 (L600)
Race State	Finished



Rockhampton QLD - Professional
 Race 5: TAB BENCHMARK 60 Handicap - 1816m
 09 February 2024 - 3:56PM
 Track Rating: Good 4, Weather: Fine, Rail Position: +3.5m Entire



Section	Overall	L1600	L1400	L1200	L1000	L800	L600	L400	L200
Section Times	1:54.70 [2] (0:15.71)	1:38.99 [4] (0:13.13)	1:25.86 [4] (0:13.55)	1:12.31 [4] (0:13.60)	0:58.71 [4] (0:12.92)	0:45.79 [4] (0:12.05)	0:33.74 [3] (0:11.22)	0:22.52 [4] (0:10.99)	0:11.53 [3] (0:11.53)
Average Speed [km/h]	49.3	54.7	53.0	53.0	55.5	60.5	64.2	65.5	62.4
Top Speed [km/h]	54.6	55.0	54.5	54.5	59.0	61.4	66.8	66.6	64.9
Avg. Dist. to Rail [m]	1.9	1.1	0.8	0.8	0.6	1.5	3.1	5.7	6.4
Avg. Stride Freq. [Hz]	2.2	2.2	2.1	2.1	2.1	2.3	2.3	2.4	2.3
Avg. Stride Length [m]	6.2	6.8	6.8	6.8	7.0	7.4	7.6	7.7	7.5



Report Created: Fri 09 February 2024 17:30:18 GMT+11 (Note: Timing is based on positional data)

- [] Ranking at each section and finish
- :-:- No data available at this section
- NA No data available

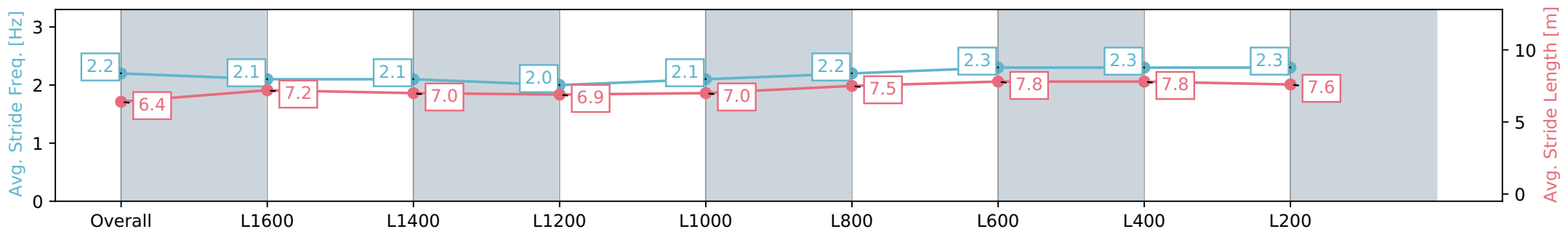
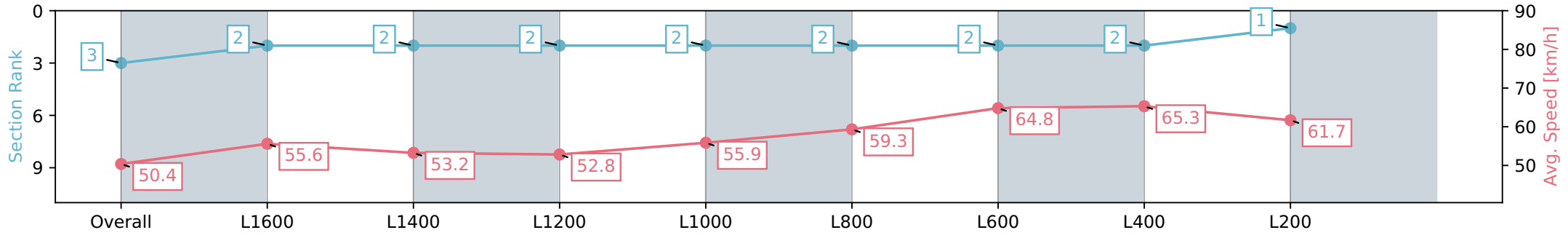
Horse/Jockey Name	LEICA BITA FUN
Finish Rank	3
Fastest Section Time (Section)	0:11.03 (L400)
Top Speed [km/h] (Section)	67.1 (L600)
Race State	Finished



Rockhampton QLD - Professional
 Race 5: TAB BENCHMARK 60 Handicap - 1816m
 09 February 2024 - 3:56PM
 Track Rating: Good 4, Weather: Fine, Rail Position: +3.5m Entire



Section	Overall	L1600	L1400	L1200	L1000	L800	L600	L400	L200
Section Times	1:54.71 [3] (0:15.55)	1:39.16 [2] (0:12.91)	1:26.25 [2] (0:13.53)	1:12.72 [2] (0:13.65)	0:59.07 [2] (0:12.91)	0:46.16 [2] (0:12.33)	0:33.83 [2] (0:11.13)	0:22.70 [2] (0:11.03)	0:11.67 [1] (0:11.67)
Average Speed [km/h]	50.4	55.6	53.2	52.8	55.9	59.3	64.8	65.3	61.7
Top Speed [km/h]	56.7	57.3	54.2	53.9	57.8	61.2	67.1	66.8	63.7
Avg. Dist. to Rail [m]	4.1	1.4	0.8	0.2	0.5	2.0	3.1	3.9	4.8
Avg. Stride Freq. [Hz]	2.2	2.1	2.1	2.0	2.1	2.2	2.3	2.3	2.3
Avg. Stride Length [m]	6.4	7.2	7.0	6.9	7.0	7.5	7.8	7.8	7.6



Report Created: Fri 09 February 2024 17:30:21 GMT+11 (Note: Timing is based on positional data)

- [] Ranking at each section and finish
- :-:- No data available at this section
- NA No data available



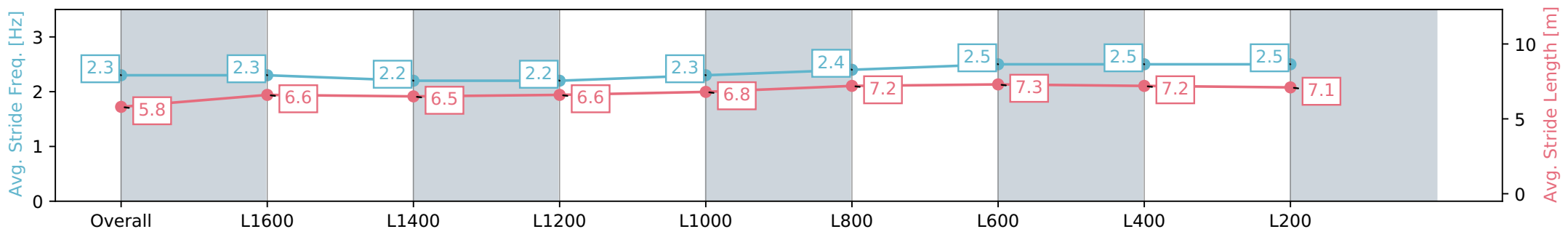
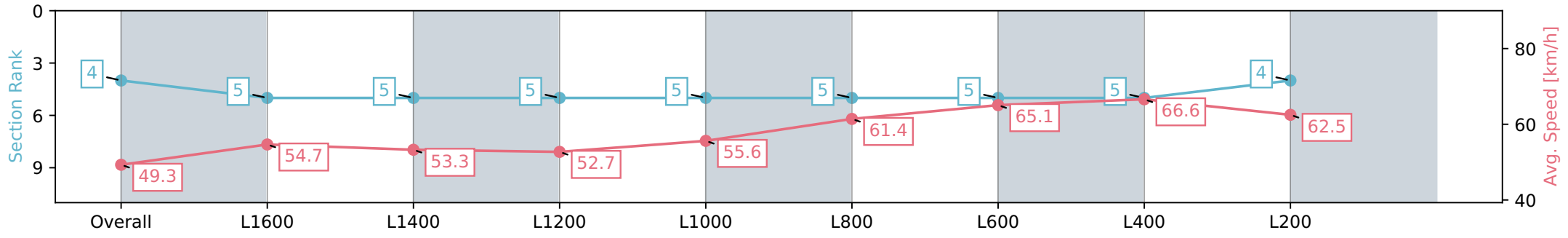
Horse/Jockey Name	PHOENIX FLYER
Finish Rank	4
Fastest Section Time (Section)	0:10.80 (L400)
Top Speed [km/h] (Section)	68.1 (L600)
Race State	Finished



Rockhampton QLD - Professional
 Race 5: TAB BENCHMARK 60 Handicap - 1816m
 09 February 2024 - 3:56PM
 Track Rating: Good 4, Weather: Fine, Rail Position: +3.5m Entire



Section	Overall	L1600	L1400	L1200	L1000	L800	L600	L400	L200
Section Times	1:54.72 [4] (0:15.91)	1:38.81 [5] (0:13.14)	1:25.67 [5] (0:13.53)	1:12.14 [5] (0:13.66)	0:58.48 [5] (0:12.99)	0:45.49 [5] (0:12.07)	0:33.42 [5] (0:11.10)	0:22.32 [5] (0:10.80)	0:11.52 [4] (0:11.52)
Average Speed [km/h]	49.3	54.7	53.3	52.7	55.6	61.4	65.1	66.6	62.5
Top Speed [km/h]	56.9	55.4	54.6	54.5	59.3	63.0	68.1	68.1	65.5
Avg. Dist. to Rail [m]	4.4	0.7	0.2	0.2	0.6	3.5	5.7	6.8	7.4
Avg. Stride Freq. [Hz]	2.3	2.3	2.2	2.2	2.3	2.4	2.5	2.5	2.5
Avg. Stride Length [m]	5.8	6.6	6.5	6.6	6.8	7.2	7.3	7.2	7.1



Report Created: Fri 09 February 2024 17:30:25 GMT+11 (Note: Timing is based on positional data)

- [] Ranking at each section and finish
- :-:- No data available at this section
- NA No data available

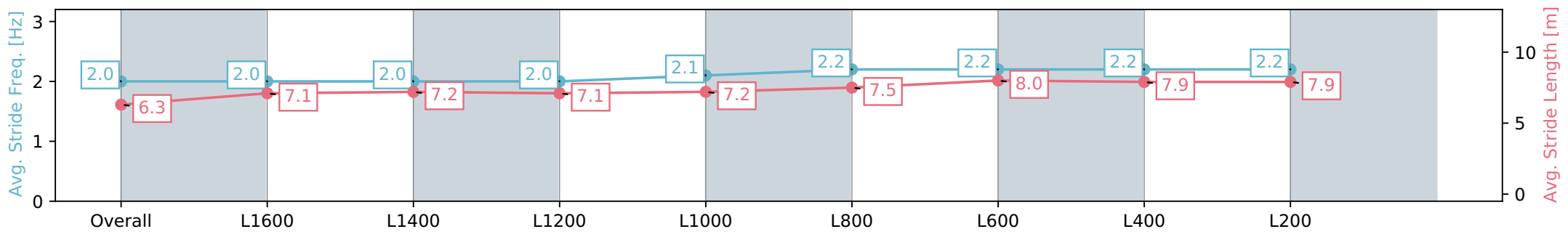
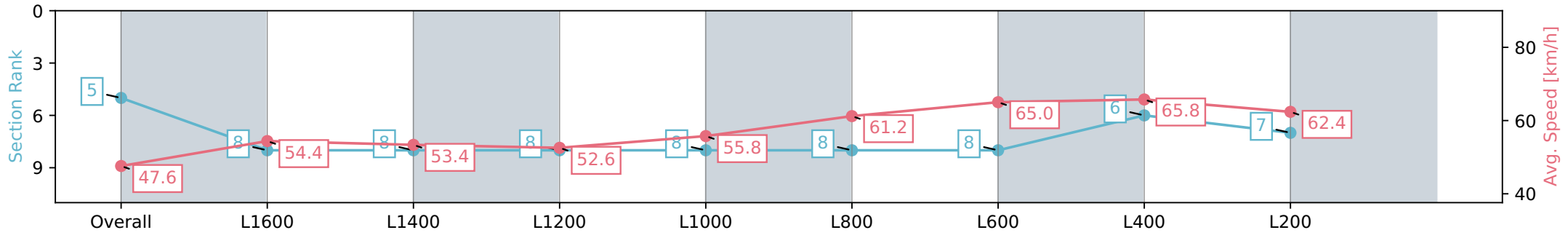
Horse/Jockey Name	FLYING ARION
Finish Rank	5
Fastest Section Time (Section)	0:10.95 (L400)
Top Speed [km/h] (Section)	66.9 (L400)
Race State	Finished



Rockhampton QLD - Professional
 Race 5: TAB BENCHMARK 60 Handicap - 1816m
 09 February 2024 - 3:56PM
 Track Rating: Good 4, Weather: Fine, Rail Position: +3.5m Entire



Section	Overall	L1600	L1400	L1200	L1000	L800	L600	L400	L200
Section Times	1:55.03 [5] (0:16.28)	1:38.75 [8] (0:13.19)	1:25.56 [8] (0:13.48)	1:12.08 [8] (0:13.71)	0:58.37 [8] (0:12.89)	0:45.48 [8] (0:11.89)	0:33.59 [8] (0:11.09)	0:22.50 [6] (0:10.95)	0:11.55 [7] (0:11.55)
Average Speed [km/h]	47.6	54.4	53.4	52.6	55.8	61.2	65.0	65.8	62.4
Top Speed [km/h]	54.7	55.0	54.9	53.7	59.4	63.0	66.2	66.9	64.5
Avg. Dist. to Rail [m]	2.9	1.0	0.6	0.4	0.5	1.5	2.7	3.4	4.1
Avg. Stride Freq. [Hz]	2.0	2.0	2.0	2.0	2.1	2.2	2.2	2.2	2.2
Avg. Stride Length [m]	6.3	7.1	7.2	7.1	7.2	7.5	8.0	7.9	7.9



Report Created: Fri 09 February 2024 17:30:29 GMT+11 (Note: Timing is based on positional data)

- [] Ranking at each section and finish
- :-:- No data available at this section
- NA No data available

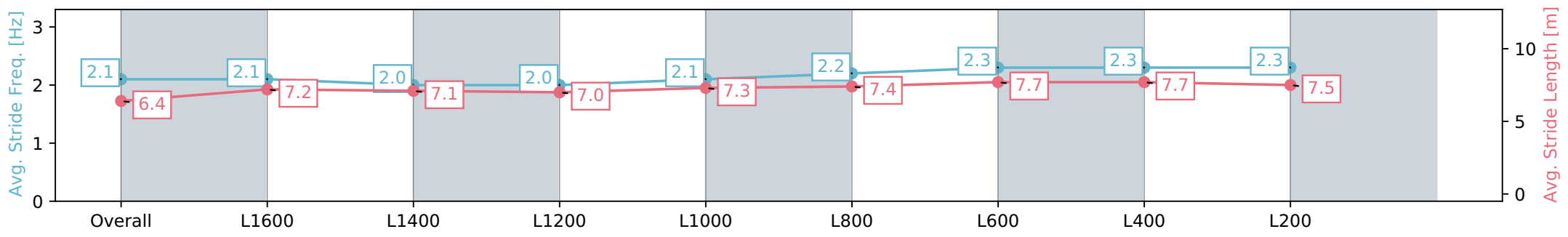
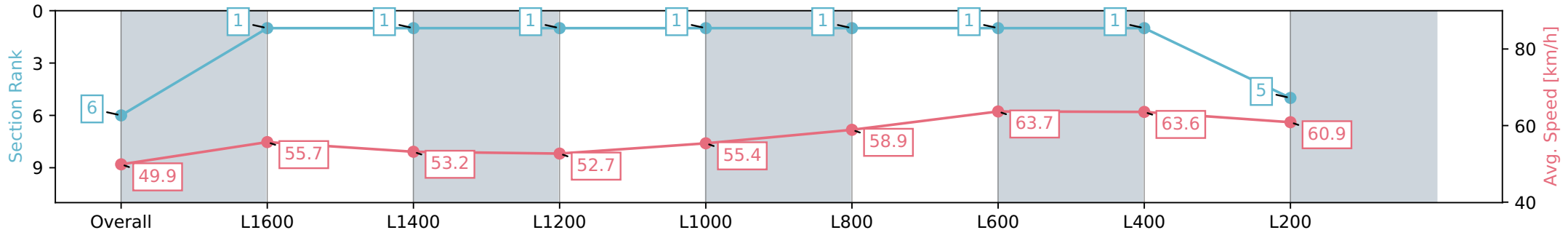
Horse/Jockey Name	MOHAHNA
Finish Rank	6
Fastest Section Time (Section)	0:11.30 (L400)
Top Speed [km/h] (Section)	65.4 (L600)
Race State	Finished



Rockhampton QLD - Professional
 Race 5: TAB BENCHMARK 60 Handicap - 1816m
 09 February 2024 - 3:56PM
 Track Rating: Good 4, Weather: Fine, Rail Position: +3.5m Entire



Section	Overall	L1600	L1400	L1200	L1000	L800	L600	L400	L200
Section Times	1:55.12 [6] (0:15.45)	1:39.67 [1] (0:12.87)	1:26.80 [1] (0:13.56)	1:13.24 [1] (0:13.63)	0:59.61 [1] (0:12.94)	0:46.67 [1] (0:12.21)	0:34.46 [1] (0:11.32)	0:23.14 [1] (0:11.30)	0:11.84 [5] (0:11.84)
Average Speed [km/h]	49.9	55.7	53.2	52.7	55.4	58.9	63.7	63.6	60.9
Top Speed [km/h]	55.2	57.4	54.4	53.8	57.4	60.8	65.4	64.7	62.4
Avg. Dist. to Rail [m]	3.3	2.5	1.6	1.1	1.0	0.7	1.5	2.0	2.4
Avg. Stride Freq. [Hz]	2.1	2.1	2.0	2.0	2.1	2.2	2.3	2.3	2.3
Avg. Stride Length [m]	6.4	7.2	7.1	7.0	7.3	7.4	7.7	7.7	7.5



Report Created: Fri 09 February 2024 17:30:32 GMT+11 (Note: Timing is based on positional data)

- [] Ranking at each section and finish
- :-:- No data available at this section
- NA No data available



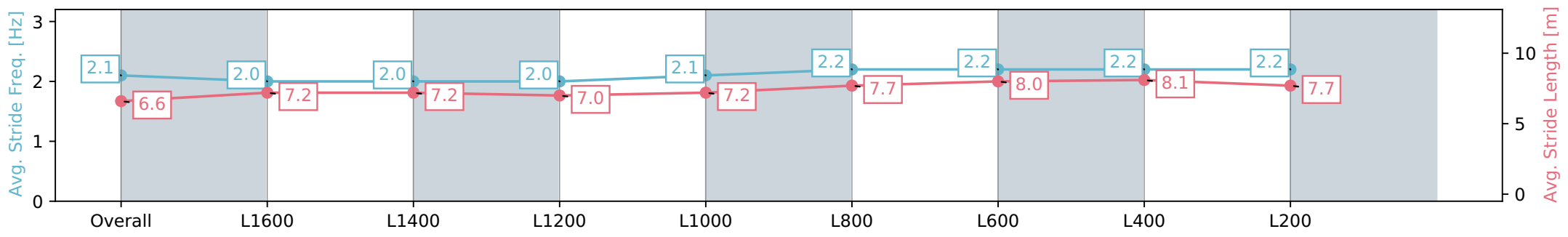
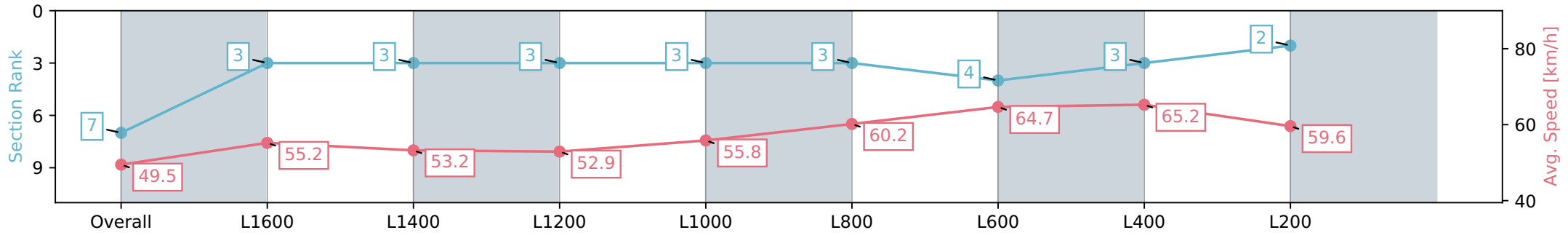
Horse/Jockey Name	VANA STAR
Finish Rank	7
Fastest Section Time (Section)	0:11.04 (L400)
Top Speed [km/h] (Section)	66.6 (L600)
Race State	Finished



Rockhampton QLD - Professional
 Race 5: TAB BENCHMARK 60 Handicap - 1816m
 09 February 2024 - 3:56PM
 Track Rating: Good 4, Weather: Fine, Rail Position: +3.5m Entire



Section	Overall	L1600	L1400	L1200	L1000	L800	L600	L400	L200
Section Times	1:55.22 [7] (0:15.64)	1:39.58 [3] (0:13.02)	1:26.56 [3] (0:13.52)	1:13.04 [3] (0:13.63)	0:59.41 [3] (0:12.94)	0:46.47 [3] (0:12.21)	0:34.26 [4] (0:11.16)	0:23.10 [3] (0:11.04)	0:12.06 [2] (0:12.06)
Average Speed [km/h]	49.5	55.2	53.2	52.9	55.8	60.2	64.7	65.2	59.6
Top Speed [km/h]	55.2	56.3	54.1	54.5	58.9	61.9	66.6	66.5	63.1
Avg. Dist. to Rail [m]	2.3	0.5	0.1	0.2	0.6	2.5	4.2	5.8	7.0
Avg. Stride Freq. [Hz]	2.1	2.0	2.0	2.0	2.1	2.2	2.2	2.2	2.2
Avg. Stride Length [m]	6.6	7.2	7.2	7.0	7.2	7.7	8.0	8.1	7.7



- [] Ranking at each section and finish
- :-:- No data available at this section
- NA No data available

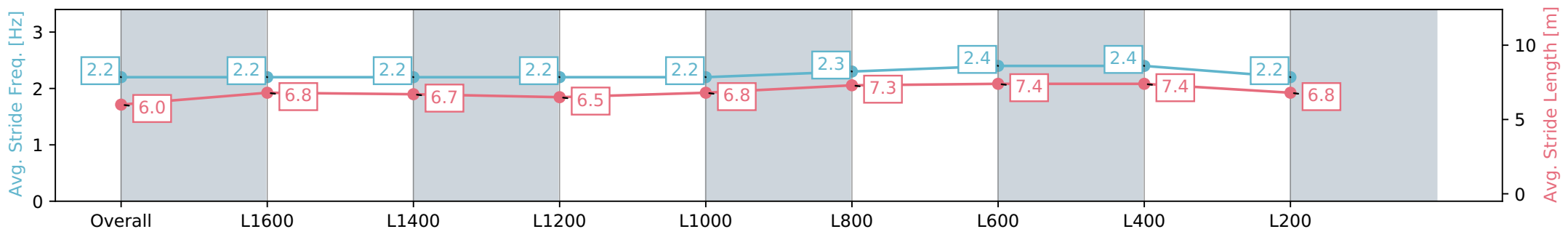
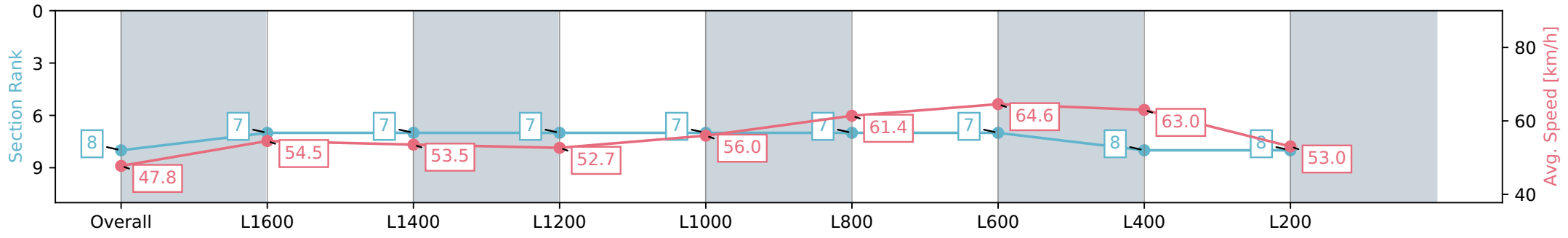
Horse/Jockey Name	PANKHURST
Finish Rank	8
Fastest Section Time (Section)	0:11.17 (L600)
Top Speed [km/h] (Section)	65.8 (L600)
Race State	Finished



Rockhampton QLD - Professional
 Race 5: TAB BENCHMARK 60 Handicap - 1816m
 09 February 2024 - 3:56PM
 Track Rating: Good 4, Weather: Fine, Rail Position: +3.5m Entire



Section	Overall	L1600	L1400	L1200	L1000	L800	L600	L400	L200
Section Times	1:57.58 [8] (0:16.22)	1:41.36 [7] (0:13.14)	1:28.22 [7] (0:13.45)	1:14.77 [7] (0:13.69)	1:01.08 [7] (0:12.92)	0:48.16 [7] (0:11.98)	0:36.18 [7] (0:11.17)	0:25.01 [8] (0:11.44)	0:13.57 [8] (0:13.56)
Average Speed [km/h]	47.8	54.5	53.5	52.7	56.0	61.4	64.6	63.0	53.0
Top Speed [km/h]	54.9	55.2	54.9	54.1	59.9	62.2	65.8	65.8	59.9
Avg. Dist. to Rail [m]	3.5	2.1	0.7	0.3	0.7	2.7	4.4	5.8	5.4
Avg. Stride Freq. [Hz]	2.2	2.2	2.2	2.2	2.2	2.3	2.4	2.4	2.2
Avg. Stride Length [m]	6.0	6.8	6.7	6.5	6.8	7.3	7.4	7.4	6.8



Report Created: Fri 09 February 2024 17:30:39 GMT+11 (Note: Timing is based on positional data)

- [] Ranking at each section and finish
- :-:- No data available at this section
- NA No data available