

Rockhampton QLD

Race 7: WALKERS HOT BREAD SHOP BENCHMARK 55 Handicap - 1050m

09 February 2024 - 5:11PM

Track Rating: Good 4, Weather: Fine, Rail Position: +3.5m Entire

Section														
Field Times		Overall	L1000	L800	L600	L400	L200							
		0:58.88 (0:03.01)	0:55.87 (0:11.26)	0:44.60 (0:11.53)	0:33.08 (0:10.89)	0:22.19 (0:10.80)	0:11.39 (0:11.39)							
Position	#	Horse/Jockey	Barrier	Top Speed [km/h]	Fastest Section	First 400m	Overall	L1000	L800	L600	L400	L200	Margin	Distance Travelled From Winner [m]
1	4	NANO STAR Warwick Satherley	9	72.0 200-0	0:03.15 1000-800	0:23.90	0:58.88 (0:03.15)	0:55.73 [6] (0:11.87)	0:43.86 [8] (0:11.79)	0:32.07 [8] (0:10.67)	0:21.40 [7] (0:10.22)	0:11.18 [2] (0:11.18)	0:58.88	
2	2	FAY FAYE Yvette Lewis	5	67.8 200-0	0:03.14 1000-800	0:22.90	0:58.88 (0:03.14)	0:55.74 [4] (0:11.16)	0:44.58 [2] (0:11.50)	0:33.08 [1] (0:10.97)	0:22.11 [2] (0:10.72)	0:11.39 [1] (0:11.39)	0.01L	-8
3	1	BEYOND STAR Sophie Wilcock	8	69.1 400-200	0:03.14 1000-800	0:23.63	0:59.44 (0:03.14)	0:56.30 [5] (0:11.62)	0:44.68 [6] (0:11.65)	0:33.03 [6] (0:10.66)	0:22.37 [6] (0:10.80)	0:11.57 [5] (0:11.56)	3.29L	-3
4	6	WINDSONG Chris Whiteley	3	70.1 400-200	0:03.02 1000-800	0:23.32	0:59.58 (0:03.02)	0:56.56 [2] (0:11.41)	0:45.15 [3] (0:11.57)	0:33.57 [3] (0:10.68)	0:22.89 [1] (0:11.08)	0:11.81 [3] (0:11.81)	4.11L	-3
5	9	LOVE MY LOUIS Tahlia Fenlon	1	67.7 200-0	0:03.04 1000-800	0:23.28	0:59.65 (0:03.04)	0:56.61 [3] (0:11.55)	0:45.06 [5] (0:11.47)	0:33.59 [4] (0:10.93)	0:22.66 [5] (0:10.87)	0:11.79 [4] (0:11.79)	4.53L	-9
6	7	BIG ROCKET Justin Huxtable	2	68.1 400-200	0:03.21 1000-800	0:23.47	1:00.09 (0:03.21)	0:56.88 [8] (0:11.36)	0:45.52 [4] (0:11.66)	0:33.86 [5] (0:10.73)	0:23.13 [4] (0:11.09)	0:12.04 [6] (0:12.04)	7.11L	-8
7	3	KWINERN Ashley Butler	6	67.1 800-600	0:03.01 1000-800	0:23.03	1:01.02 (0:03.01)	0:58.01 [1] (0:11.26)	0:46.75 [1] (0:11.56)	0:35.18 [2] (0:11.10)	0:24.08 [3] (0:11.31)	0:12.77 [7] (0:12.77)	12.54L	-6
8	5	CROWN REACH Justin Stanley	4	65.2 800-600	0:03.19 1000-800	0:23.69	1:01.35 (0:03.19)	0:58.16 [7] (0:11.67)	0:46.49 [7] (0:11.61)	0:34.88 [7] (0:11.33)	0:23.55 [8] (0:11.33)	0:12.22 [8] (0:12.22)	14.5L	-7

Scratched: Sensationabull (#8)

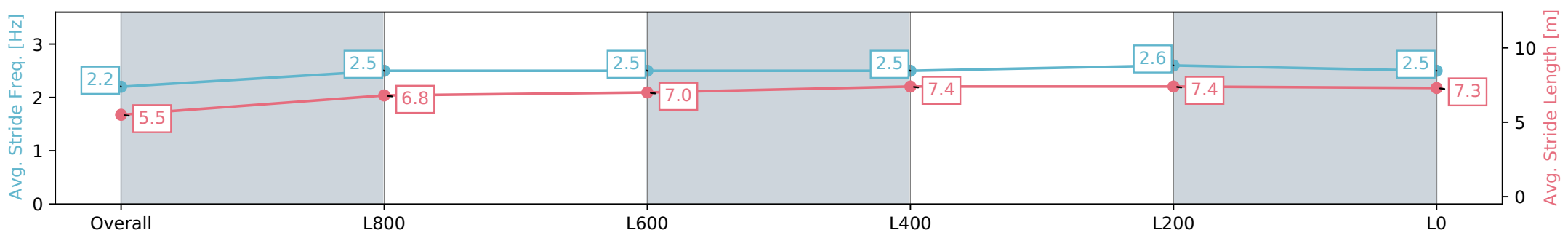
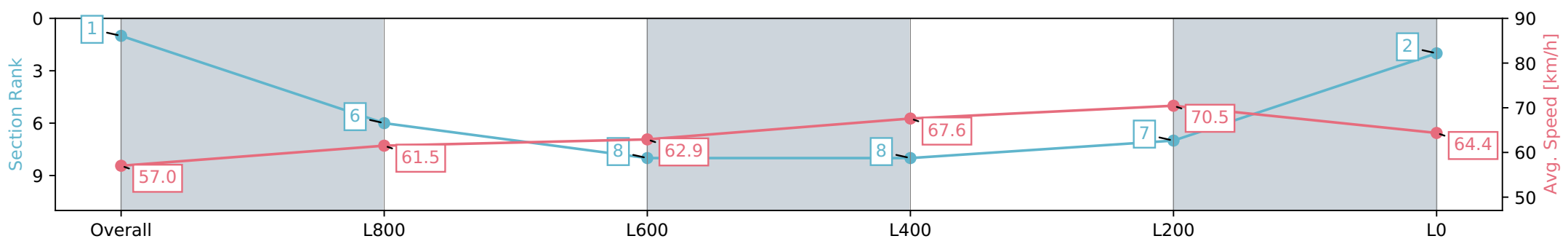
Horse/Jockey Name	NANO STAR
Finish Rank	1
Fastest Section Time (Section)	0:03.15 (Overall)
Top Speed [km/h] (Section)	72.0 (L400)
Race State	Finished



Rockhampton QLD - Professional
 Race 7: WALKERS HOT BREAD SHOP BENCHMARK 55
 Handicap - 1050m
 09 February 2024 - 5:11PM
 Track Rating: Good 4, Weather: Fine, Rail Position: +3.5m Entire



Section	Overall	L1000	L800	L600	L400	L200
Section Times	0:58.88 [1] (0:03.15)	0:55.73 [6] (0:11.87)	0:43.86 [8] (0:11.79)	0:32.07 [8] (0:10.67)	0:21.40 [7] (0:10.22)	0:11.18 [2] (0:11.18)
Average Speed [km/h]	57.0	61.5	62.9	67.6	70.5	64.4
Top Speed [km/h]	53.9	65.2	65.5	70.0	72.0	68.7
Avg. Dist. to Rail [m]	8.2	3.1	3.7	3.0	5.4	5.3
Avg. Stride Freq. [Hz]	2.2	2.5	2.5	2.5	2.6	2.5
Avg. Stride Length [m]	5.5	6.8	7.0	7.4	7.4	7.3



Report Created: Fri 09 February 2024 19:01:51 GMT+11 (Note: Timing is based on positional data)

- [] Ranking at each section and finish
- :-:- No data available at this section
- NA No data available



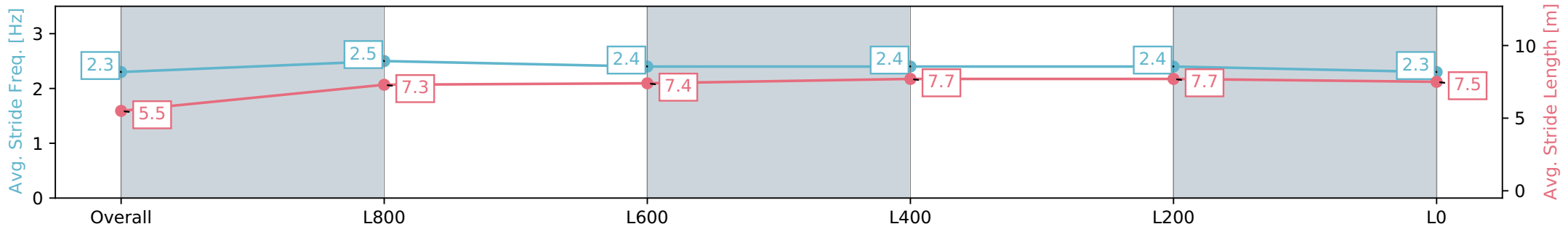
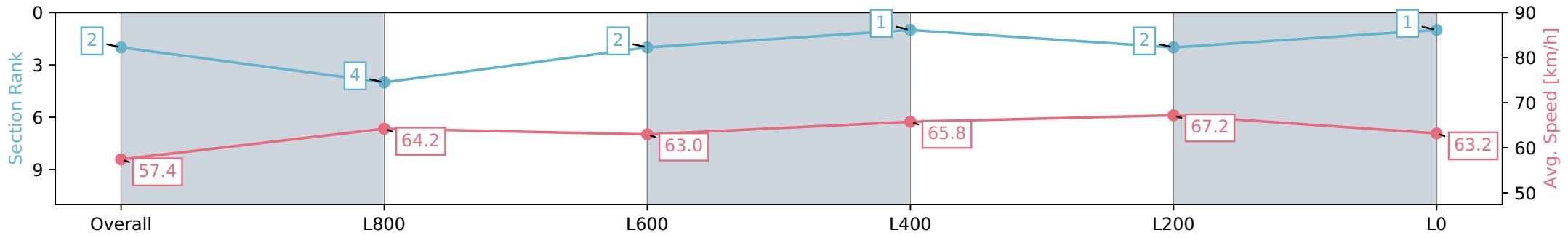
Horse/Jockey Name	FAY FAYE
Finish Rank	2
Fastest Section Time (Section)	0:03.14 (Overall)
Top Speed [km/h] (Section)	67.8 (L400)
Race State	Finished



Rockhampton QLD - Professional
 Race 7: WALKERS HOT BREAD SHOP BENCHMARK 55
 Handicap - 1050m
 09 February 2024 - 5:11PM
 Track Rating: Good 4, Weather: Fine, Rail Position: +3.5m Entire



Section	Overall	L1000	L800	L600	L400	L200	L0
Section Times	0:58.88 [2] (0:03.14)	0:55.74 [4] (0:11.16)	0:44.58 [2] (0:11.50)	0:33.08 [1] (0:10.97)	0:22.11 [2] (0:10.72)	0:11.39 [1] (0:11.39)	
Average Speed [km/h]	57.4	64.2	63.0	65.8	67.2	63.2	
Top Speed [km/h]	57.6	67.2	64.7	67.5	67.8	66.5	
Avg. Dist. to Rail [m]	4.4	1.2	1.3	2.2	2.7	3.7	
Avg. Stride Freq. [Hz]	2.3	2.5	2.4	2.4	2.4	2.3	
Avg. Stride Length [m]	5.5	7.3	7.4	7.7	7.7	7.5	



Report Created: Fri 09 February 2024 19:01:54 GMT+11 (Note: Timing is based on positional data)

- [] Ranking at each section and finish
- :-:- No data available at this section
- NA No data available



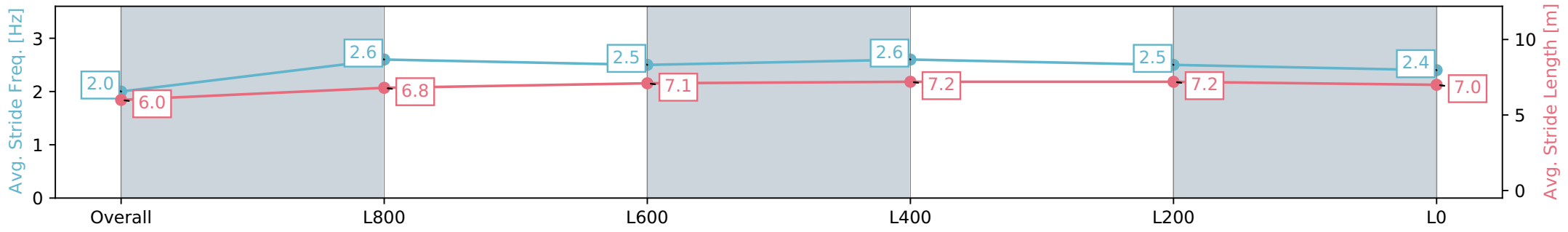
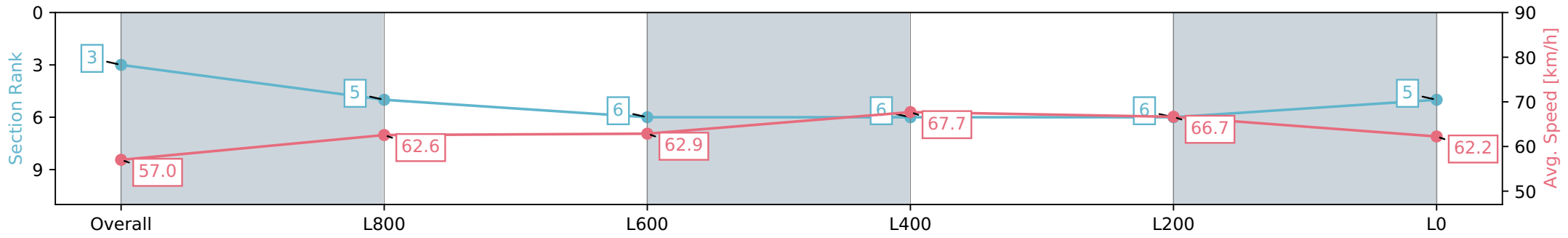
Horse/Jockey Name	BEYOND STAR
Finish Rank	3
Fastest Section Time (Section)	0:03.14 (Overall)
Top Speed [km/h] (Section)	69.1 (L600)
Race State	Finished



Rockhampton QLD - Professional
 Race 7: WALKERS HOT BREAD SHOP BENCHMARK 55
 Handicap - 1050m
 09 February 2024 - 5:11PM
 Track Rating: Good 4, Weather: Fine, Rail Position: +3.5m Entire



Section	Overall	L1000	L800	L600	L400	L200
Section Times	0:59.44 [3] (0:03.14)	0:56.30 [5] (0:11.62)	0:44.68 [6] (0:11.65)	0:33.03 [6] (0:10.66)	0:22.37 [6] (0:10.80)	0:11.57 [5] (0:11.56)
Average Speed [km/h]	57.0	62.6	62.9	67.7	66.7	62.2
Top Speed [km/h]	54.5	64.9	64.2	69.1	68.8	64.5
Avg. Dist. to Rail [m]	7.2	2.0	2.3	3.7	4.5	5.9
Avg. Stride Freq. [Hz]	2.0	2.6	2.5	2.6	2.5	2.4
Avg. Stride Length [m]	6.0	6.8	7.1	7.2	7.2	7.0



Report Created: Fri 09 February 2024 19:01:57 GMT+11 (Note: Timing is based on positional data)

- [] Ranking at each section and finish
- :-:- No data available at this section
- NA No data available



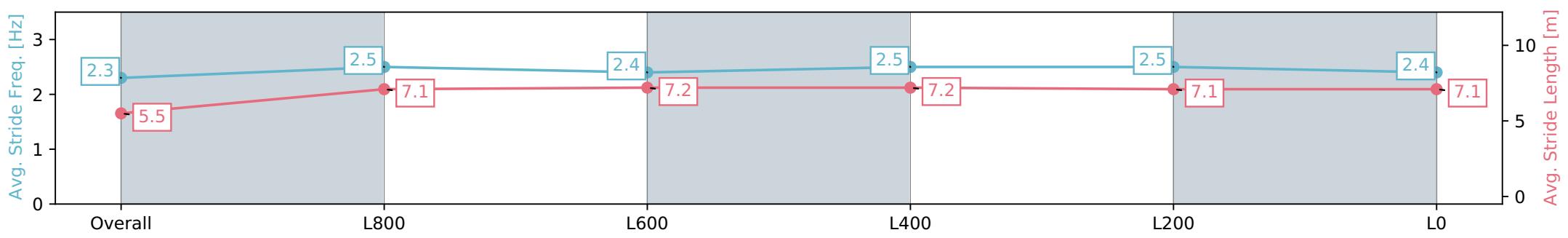
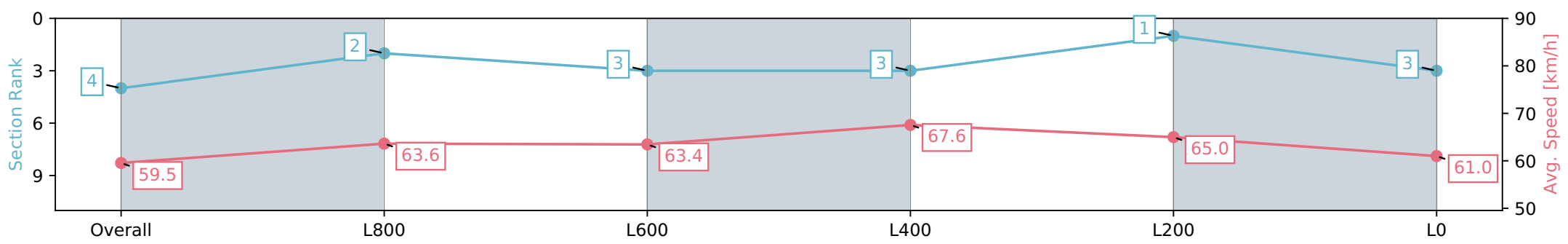
Horse/Jockey Name	WINDSONG
Finish Rank	4
Fastest Section Time (Section)	0:03.02 (Overall)
Top Speed [km/h] (Section)	70.1 (L600)
Race State	Finished



Rockhampton QLD - Professional
 Race 7: WALKERS HOT BREAD SHOP BENCHMARK 55
 Handicap - 1050m
 09 February 2024 - 5:11PM
 Track Rating: Good 4, Weather: Fine, Rail Position: +3.5m Entire



Section	Overall	L1000	L800	L600	L400	L200
Section Times	0:59.58 [4] (0:03.02)	0:56.56 [2] (0:11.41)	0:45.15 [3] (0:11.57)	0:33.57 [3] (0:10.68)	0:22.89 [1] (0:11.08)	0:11.81 [3] (0:11.81)
Average Speed [km/h]	59.5	63.6	63.4	67.6	65.0	61.0
Top Speed [km/h]	55.2	65.9	64.4	70.1	68.9	65.8
Avg. Dist. to Rail [m]	3.0	1.2	2.6	4.6	6.3	5.4
Avg. Stride Freq. [Hz]	2.3	2.5	2.4	2.5	2.5	2.4
Avg. Stride Length [m]	5.5	7.1	7.2	7.2	7.1	7.1



Report Created: Fri 09 February 2024 19:02:00 GMT+11 (Note: Timing is based on positional data)

- [] Ranking at each section and finish
- :-:- No data available at this section
- NA No data available

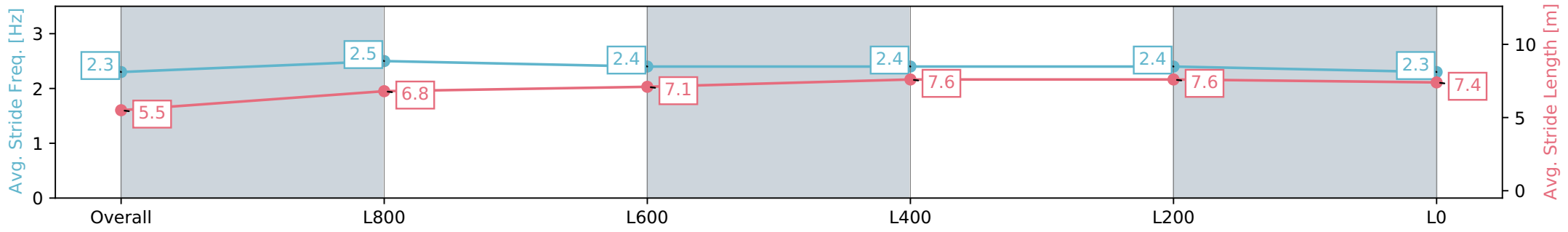
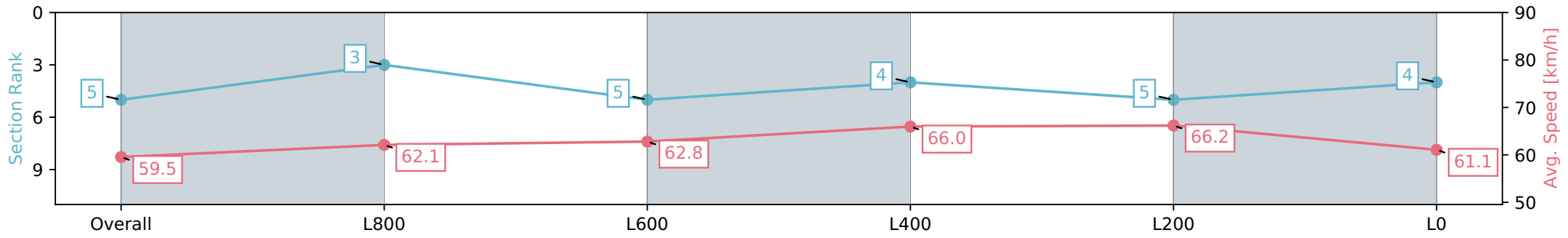
Horse/Jockey Name	LOVE MY LOUIS
Finish Rank	5
Fastest Section Time (Section)	0:03.04 (Overall)
Top Speed [km/h] (Section)	67.7 (L400)
Race State	Finished



Rockhampton QLD - Professional
 Race 7: WALKERS HOT BREAD SHOP BENCHMARK 55
 Handicap - 1050m
 09 February 2024 - 5:11PM
 Track Rating: Good 4, Weather: Fine, Rail Position: +3.5m Entire



Section	Overall	L1000	L800	L600	L400	L200	L0
Section Times	0:59.65 [5] (0:03.04)	0:56.61 [3] (0:11.55)	0:45.06 [5] (0:11.47)	0:33.59 [4] (0:10.93)	0:22.66 [5] (0:10.87)	0:11.79 [4]	0:11.79 [4]
Average Speed [km/h]	59.5	62.1	62.8	66.0	66.2	61.1	61.1
Top Speed [km/h]	54.8	64.4	64.0	67.5	67.7	64.7	64.7
Avg. Dist. to Rail [m]	1.1	0.6	0.6	1.9	2.4	2.2	2.2
Avg. Stride Freq. [Hz]	2.3	2.5	2.4	2.4	2.4	2.3	2.3
Avg. Stride Length [m]	5.5	6.8	7.1	7.6	7.6	7.4	7.4



Report Created: Fri 09 February 2024 19:02:03 GMT+11 (Note: Timing is based on positional data)

- [] Ranking at each section and finish
- :-:- No data available at this section
- NA No data available



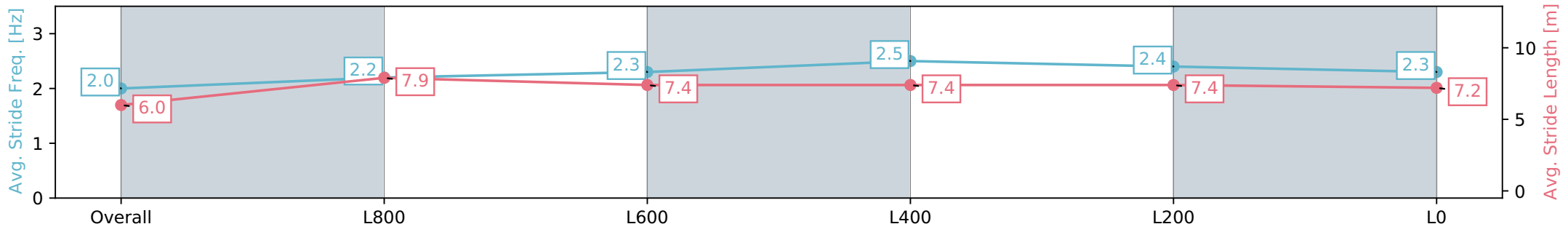
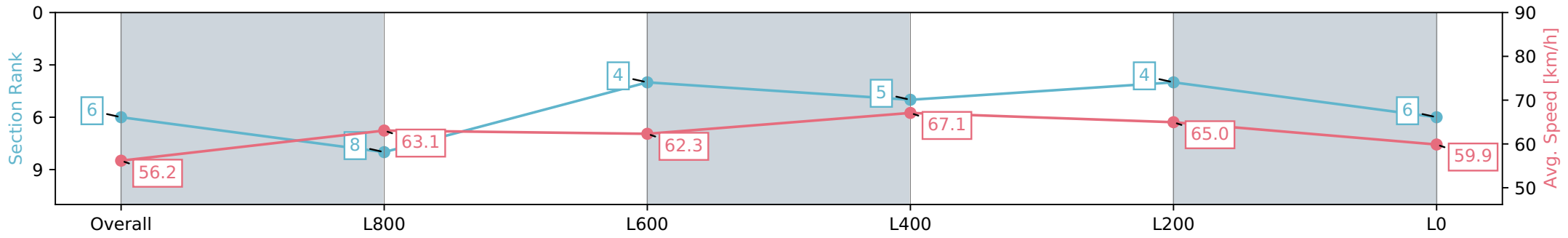
Horse/Jockey Name	BIG ROCKET
Finish Rank	6
Fastest Section Time (Section)	0:03.21 (Overall)
Top Speed [km/h] (Section)	68.1 (L600)
Race State	Finished



Rockhampton QLD - Professional
 Race 7: WALKERS HOT BREAD SHOP BENCHMARK 55
 Handicap - 1050m
 09 February 2024 - 5:11PM
 Track Rating: Good 4, Weather: Fine, Rail Position: +3.5m Entire



Section	Overall	L1000	L800	L600	L400	L200
Section Times	1:00.09 [6] (0:03.21)	0:56.88 [8] (0:11.36)	0:45.52 [4] (0:11.66)	0:33.86 [5] (0:10.73)	0:23.13 [4] (0:11.09)	0:12.04 [6] (0:12.04)
Average Speed [km/h]	56.2	63.1	62.3	67.1	65.0	59.9
Top Speed [km/h]	55.5	66.2	64.2	68.1	68.1	63.6
Avg. Dist. to Rail [m]	1.6	0.7	1.1	1.6	3.2	4.4
Avg. Stride Freq. [Hz]	2.0	2.2	2.3	2.5	2.4	2.3
Avg. Stride Length [m]	6.0	7.9	7.4	7.4	7.4	7.2



Report Created: Fri 09 February 2024 19:02:05 GMT+11 (Note: Timing is based on positional data)

- [] Ranking at each section and finish
- :-:- No data available at this section
- NA No data available

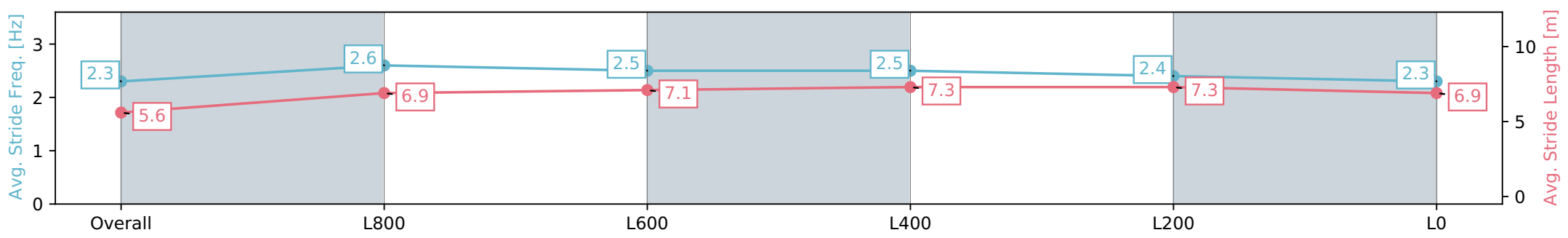
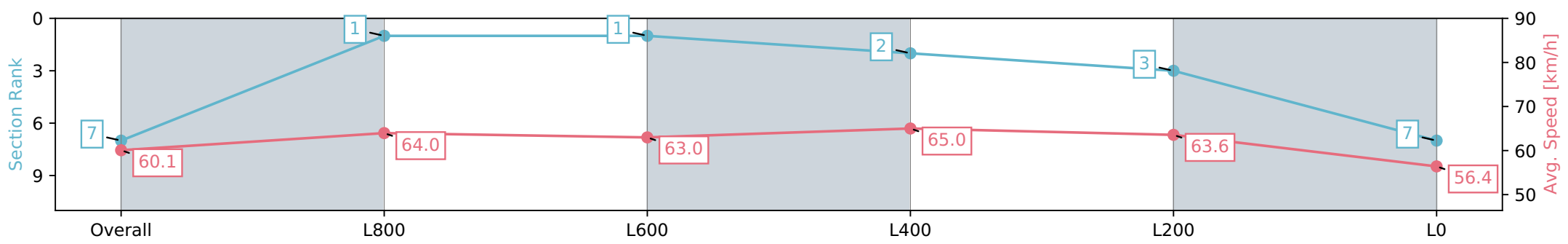
Horse/Jockey Name	KWINERN
Finish Rank	7
Fastest Section Time (Section)	0:03.01 (Overall)
Top Speed [km/h] (Section)	67.1 (L1000)
Race State	Finished



Rockhampton QLD - Professional
 Race 7: WALKERS HOT BREAD SHOP BENCHMARK 55
 Handicap - 1050m
 09 February 2024 - 5:11PM
 Track Rating: Good 4, Weather: Fine, Rail Position: +3.5m Entire



Section	Overall	L1000	L800	L600	L400	L200
Section Times	1:01.02 [7] (0:03.01)	0:58.01 [1] (0:11.26)	0:46.75 [1] (0:11.56)	0:35.18 [2] (0:11.10)	0:24.08 [3] (0:11.31)	0:12.77 [7] (0:12.77)
Average Speed [km/h]	60.1	64.0	63.0	65.0	63.6	56.4
Top Speed [km/h]	54.4	67.1	64.3	65.6	66.0	62.1
Avg. Dist. to Rail [m]	5.6	1.2	1.6	2.9	3.1	3.5
Avg. Stride Freq. [Hz]	2.3	2.6	2.5	2.5	2.4	2.3
Avg. Stride Length [m]	5.6	6.9	7.1	7.3	7.3	6.9



Report Created: Fri 09 February 2024 19:02:08 GMT+11 (Note: Timing is based on positional data)

- [] Ranking at each section and finish
- :-:- No data available at this section
- NA No data available

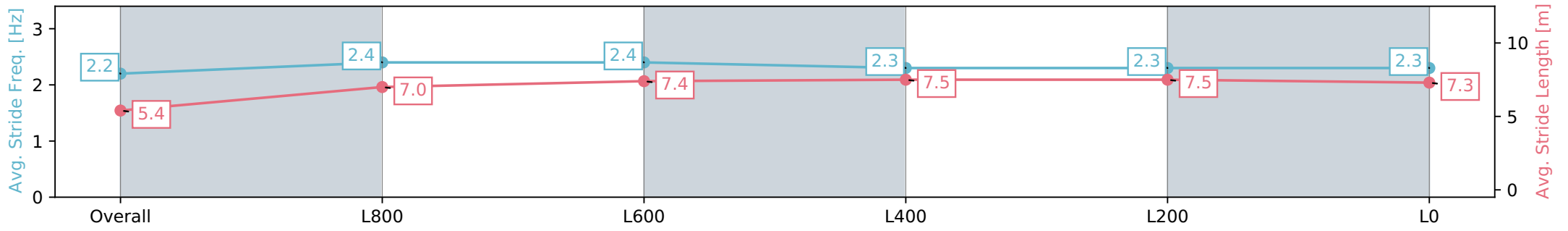
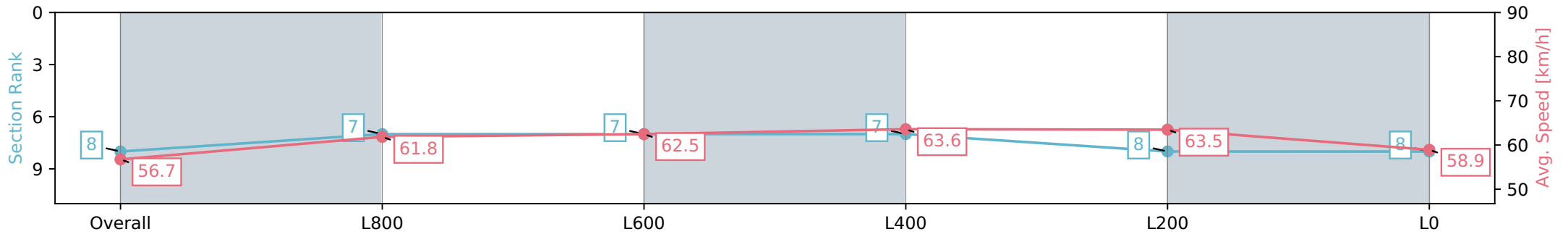
Horse/Jockey Name	CROWN REACH
Finish Rank	8
Fastest Section Time (Section)	0:03.19 (Overall)
Top Speed [km/h] (Section)	65.2 (L1000)
Race State	Finished



Rockhampton QLD - Professional
 Race 7: WALKERS HOT BREAD SHOP BENCHMARK 55
 Handicap - 1050m
 09 February 2024 - 5:11PM
 Track Rating: Good 4, Weather: Fine, Rail Position: +3.5m Entire



Section	Overall	L1000	L800	L600	L400	L200	L0
Section Times	1:01.35 [8] (0:03.19)	0:58.16 [7] (0:11.67)	0:46.49 [7] (0:11.61)	0:34.88 [7] (0:11.33)	0:23.55 [8] (0:11.33)	0:12.22 [8] (0:12.22)	
Average Speed [km/h]	56.7	61.8	62.5	63.6	63.5	58.9	
Top Speed [km/h]	53.4	65.2	64.3	64.3	64.6	62.5	
Avg. Dist. to Rail [m]	3.6	0.8	0.8	1.5	1.3	1.8	
Avg. Stride Freq. [Hz]	2.2	2.4	2.4	2.3	2.3	2.3	
Avg. Stride Length [m]	5.4	7.0	7.4	7.5	7.5	7.3	



Report Created: Fri 09 February 2024 19:02:12 GMT+11 (Note: Timing is based on positional data)

- [] Ranking at each section and finish
- :-:- No data available at this section
- NA No data available

