



Aquis Park Gold Coast Poly QLD Professional
Race 2: LANTRAK RESOURCE MANAGEMENT Maiden Handicap - 1900m
10 February 2024 - 14:14



Track Rating: Synthetic, Weather: Overcast, Rail Position: True

Section		Overall	1800m	1600m	1400m	1200m	1000m	800m	Last 600m				
Field Times		1:58.95 (0:08.15)	1:50.80 (0:11.30)	1:39.50 (0:12.61)	1:26.89 (0:13.55)	1:13.34 (0:13.13)	1:00.21 (0:12.10)	0:48.11 (0:11.86)	0:36.25				
Rank	TAB Horse/Jockey	Barrier	Top Speed [km/h]	Fastest Section									Distance Travelled [m]
1	2 HEREDITARY Corey Bayliss	3	65.9 1800m	0:08.28 Overall	1:58.95 [1] (0:08.28)	1:50.67 [2] (0:11.51)	1:39.16 [3] (0:12.58)	1:26.58 [3] (0:13.62)	1:12.96 [3] (0:13.06)	0:59.90 [3] (0:12.12)	0:47.78 [3] (0:11.82)	0:35.96	
2	7 SUPER FENKEL Elione Chaves	5	64.3 1800m	0:08.42 Overall	1:59.38 [2] (0:08.42)	1:50.96 [4] (0:11.65)	1:39.31 [4] (0:12.44)	1:26.87 [4] (0:13.54)	1:13.33 [4] (0:13.11)	1:00.22 [4] (0:12.18)	0:48.04 [4] (0:11.82)	0:36.22	+8
3	6 SISTINE CHAPEL Casey Waddell	1	65.7 1800m	0:08.15 Overall	1:59.54 [3] (0:08.15)	1:51.39 [1] (0:11.30)	1:40.09 [1] (0:12.61)	1:27.48 [1] (0:13.55)	1:13.93 [1] (0:13.13)	1:00.80 [1] (0:12.10)	0:48.70 [1] (0:11.86)	0:36.84	-4
4	1 RHODES Ryan Wiggins	6	63.2 600m	0:08.52 Overall	2:00.11 [4] (0:08.52)	1:51.59 [5] (0:11.87)	1:39.72 [6] (0:12.40)	1:27.32 [6] (0:13.46)	1:13.86 [5] (0:13.11)	1:00.75 [5] (0:12.08)	0:48.67 [5] (0:11.73)	0:36.94	+4
5	3 TRUST A KITTY Jag Guthmann-Chester	7	64.4 1800m	0:08.63 Overall	2:00.77 [5] (0:08.63)	1:52.14 [6] (0:11.72)	1:40.42 [5] (0:12.39)	1:28.03 [5] (0:13.63)	1:14.40 [6] (0:13.08)	1:01.32 [6] (0:12.12)	0:49.20 [6] (0:11.55)	0:37.65	+7
6	5 I'M A RULER Jasper Franklin	4	66.8 1800m	0:08.36 Overall	2:02.31 [6] (0:08.36)	1:53.95 [3] (0:11.34)	1:42.61 [2] (0:12.53)	1:30.08 [2] (0:13.51)	1:16.57 [2] (0:13.03)	1:03.54 [2] (0:12.21)	0:51.33 [2] (0:11.83)	0:39.50	+2

Scratched: Night Ruler (#4)

[] Ranking at each section and finish
 -:-:- No data available at this section
 NA No data available

SCN Saddle cloth number
 DNF Did not finish
 DNT Did not track



Aquis Park Gold Coast Poly QLD Professional
Race 2: LANTRAK RESOURCE MANAGEMENT Maiden Handicap - 1900m
10 February 2024 - 14:14



Track Rating: Synthetic, Weather: Overcast, Rail Position: True

Section					600m	400m	200m				Last 600m
Field Times					0:36.25 (0:11.80)	0:24.45 (0:12.40)	0:12.05 (0:12.05)				0:36.25
Rank	TAB	Horse/Jockey	Barrier	Top Speed [km/h]	Fastest Section	Margin			Distance Travelled [m]		
1	2	HEREDITARY Corey Bayliss	3	65.9 1800m	0:08.28 Overall	0:35.96 [3] (0:11.90)	0:24.06 [3] (0:12.10)	0:11.96 [2] (0:11.96)	1:58.95		0:35.96
2	7	SUPER FENKEL Elione Chaves	5	64.3 1800m	0:08.42 Overall	0:36.22 [5] (0:11.90)	0:24.32 [4] (0:12.10)	0:12.22 [3] (0:12.22)	2.5L		0:36.22 +8
3	6	SISTINE CHAPEL Casey Waddell	1	65.7 1800m	0:08.15 Overall	0:36.84 [1] (0:11.80)	0:25.04 [1] (0:12.40)	0:12.64 [1] (0:12.64)	3.3L		0:36.84 -4
4	1	RHODES Ryan Wiggins	6	63.2 600m	0:08.52 Overall	0:36.94 [6] (0:11.93)	0:25.01 [5] (0:12.35)	0:12.66 [4] (0:12.66)	6.6L		0:36.94 +4
5	3	TRUST A KITTY Jag Guthmann-Chester	7	64.4 1800m	0:08.63 Overall	0:37.65 [4] (0:12.01)	0:25.64 [6] (0:12.52)	0:13.12 [5] (0:13.12)	10.4L		0:37.65 +7
6	5	I'M A RULER Jasper Franklin	4	66.8 1800m	0:08.36 Overall	0:39.50 [2] (0:12.05)	0:27.45 [2] (0:12.91)	0:14.54 [6] (0:14.54)	19.4L		0:39.50 +2

Scratched: Night Ruler (#4)

[] Ranking at each section and finish
 -:-:-:- No data available at this section
 NA No data available

SCN Saddle cloth number
 DNF Did not finish
 DNT Did not track



Horse/Jockey Name	Hereditary
Final Rank	1
Fastest Section Time (Section)	0:08.28 (Overall)
Top Speed [km/h] (Section)	65.9 (1800m)
Race State	Finished



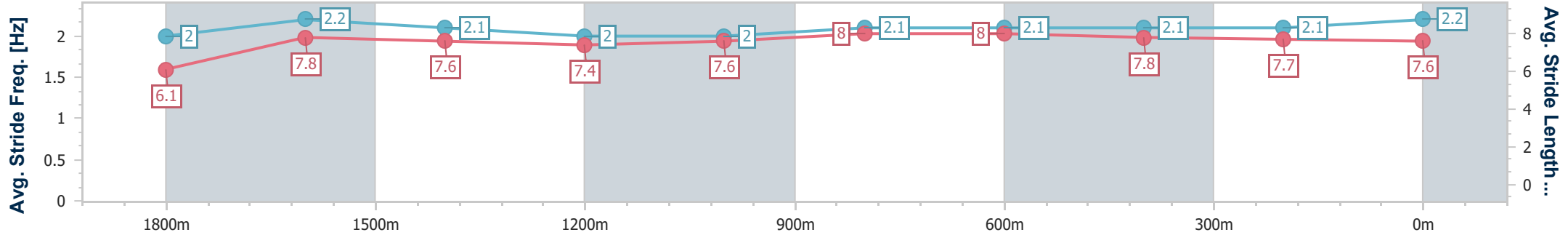
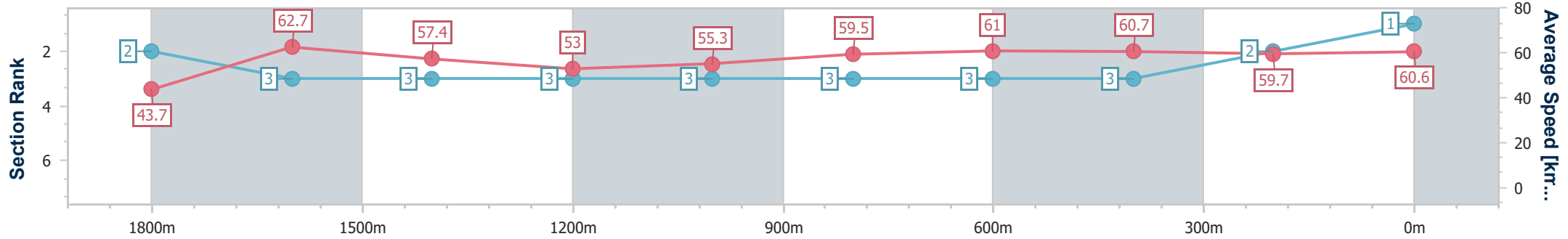
Aquis Park Gold Coast Poly QLD Professional
Race 2: LANTRAK RESOURCE MANAGEMENT Maiden Handicap - 1900m



10 February 2024 - 14:14

Track Rating: Synthetic, Weather: Overcast, Rail Position: True

Section	Overall	1800m	1600m	1400m	1200m	1000m	800m	600m	400m	200m
Section Times	1:58.95 [1] (0:08.28)	1:50.67 [2] (0:11.51)	1:39.16 [3] (0:12.58)	1:26.58 [3] (0:13.62)	1:12.96 [3] (0:13.06)	0:59.90 [3] (0:12.12)	0:47.78 [3] (0:11.82)	0:35.96 [3] (0:11.90)	0:24.06 [3] (0:12.10)	0:11.96 [2] (0:11.96)
Average Speed [km/h]	43.7	62.7	57.4	53.0	55.3	59.5	61.0	60.7	59.7	60.6
Top Speed [km/h]	61.9	65.9	59.7	55.9	57.0	61.3	61.9	62.6	60.9	60.9
Avg. Dist. to Rail [m]	2.5	1.6	1.0	0.6	0.9	0.7	0.7	0.9	3.8	4.7
Avg. Stride Freq. [Hz]	2.0	2.2	2.1	2.0	2.0	2.1	2.1	2.1	2.1	2.2
Avg. Stride Length [m]	6.1	7.8	7.6	7.4	7.6	8.0	8.0	7.8	7.7	7.6



- [] Ranking at each section and finish
- .-.- No data available at this section
- NA No data available



Horse/Jockey Name	Super Fenkel
Final Rank	2
Fastest Section Time (Section)	0:08.42 (Overall)
Top Speed [km/h] (Section)	64.3 (1800m)
Race State	Finished



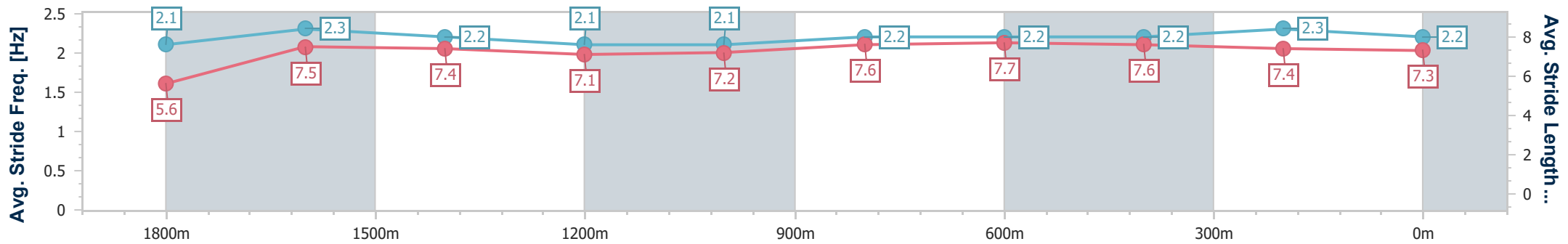
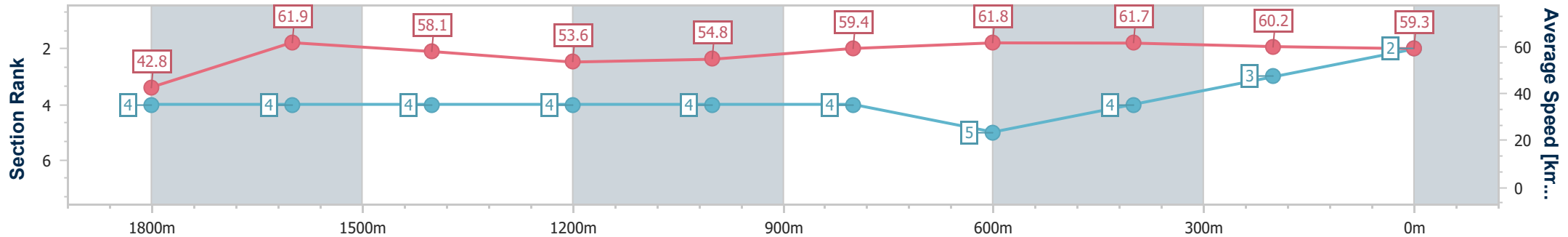
Aquis Park Gold Coast Poly QLD Professional
Race 2: LANTRAK RESOURCE MANAGEMENT Maiden Handicap - 1900m



10 February 2024 - 14:14

Track Rating: Synthetic, Weather: Overcast, Rail Position: True

Section	Overall	1800m	1600m	1400m	1200m	1000m	800m	600m	400m	200m
Section Times	1:59.38 [2] (0:08.42)	1:50.96 [4] (0:11.65)	1:39.31 [4] (0:12.44)	1:26.87 [4] (0:13.54)	1:13.33 [4] (0:13.11)	1:00.22 [4] (0:12.18)	0:48.04 [4] (0:11.82)	0:36.22 [5] (0:11.90)	0:24.32 [4] (0:12.10)	0:12.22 [3] (0:12.22)
Average Speed [km/h]	42.8	61.9	58.1	53.6	54.8	59.4	61.8	61.7	60.2	59.3
Top Speed [km/h]	59.6	64.3	60.2	55.9	57.4	61.3	62.6	62.8	61.2	60.0
Avg. Dist. to Rail [m]	4.0	1.9	0.7	1.2	1.9	1.5	2.6	4.1	6.4	7.1
Avg. Stride Freq. [Hz]	2.1	2.3	2.2	2.1	2.1	2.2	2.2	2.2	2.3	2.2
Avg. Stride Length [m]	5.6	7.5	7.4	7.1	7.2	7.6	7.7	7.6	7.4	7.3



- [] Ranking at each section and finish
- .-.- No data available at this section
- NA No data available



Horse/Jockey Name	Sistine Chapel
Final Rank	3
Fastest Section Time (Section)	0:08.15 (Overall)
Top Speed [km/h] (Section)	65.7 (1800m)
Race State	Finished



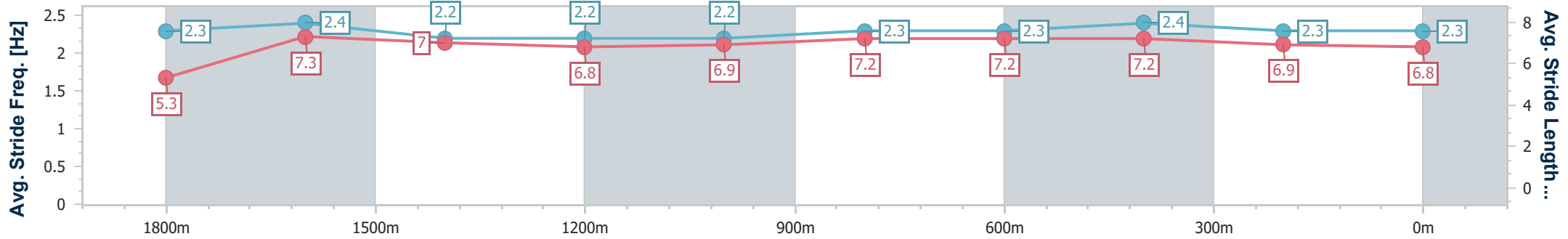
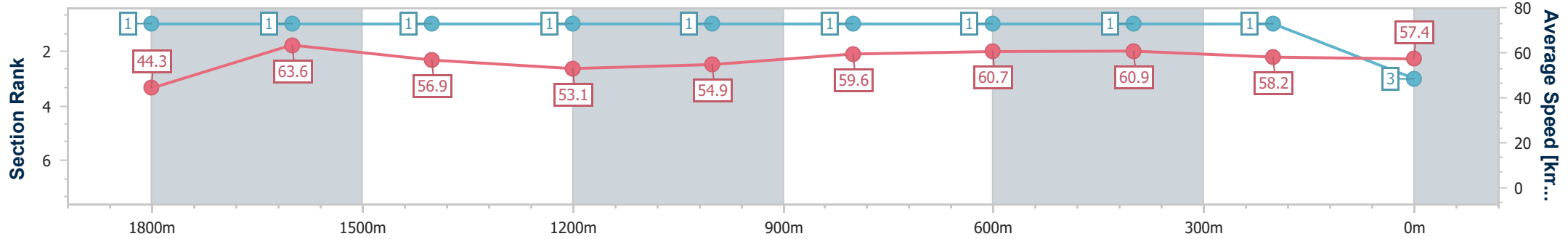
Aquis Park Gold Coast Poly QLD Professional
Race 2: LANTRAK RESOURCE MANAGEMENT Maiden Handicap - 1900m



10 February 2024 - 14:14

Track Rating: Synthetic, Weather: Overcast, Rail Position: True

Section	Overall	1800m	1600m	1400m	1200m	1000m	800m	600m	400m	200m
Section Times	1:59.54 [3] (0:08.15)	1:51.39 [1] (0:11.30)	1:40.09 [1] (0:12.61)	1:27.48 [1] (0:13.55)	1:13.93 [1] (0:13.13)	1:00.80 [1] (0:12.10)	0:48.70 [1] (0:11.86)	0:36.84 [1] (0:11.80)	0:25.04 [1] (0:12.40)	0:12.64 [1] (0:12.64)
Average Speed [km/h]	44.3	63.6	56.9	53.1	54.9	59.6	60.7	60.9	58.2	57.4
Top Speed [km/h]	62.7	65.7	58.6	55.0	57.1	60.5	61.8	62.0	60.0	58.0
Avg. Dist. to Rail [m]	0.4	0.3	0.4	0.4	0.7	0.6	0.4	0.3	1.9	3.2
Avg. Stride Freq. [Hz]	2.3	2.4	2.2	2.2	2.2	2.3	2.3	2.4	2.3	2.3
Avg. Stride Length [m]	5.3	7.3	7.0	6.8	6.9	7.2	7.2	7.2	6.9	6.8



- [] Ranking at each section and finish
- .-.- No data available at this section
- NA No data available



Horse/Jockey Name	Rhodes
Final Rank	4
Fastest Section Time (Section)	0:08.52 (Overall)
Top Speed [km/h] (Section)	63.2 (600m)
Race State	Finished



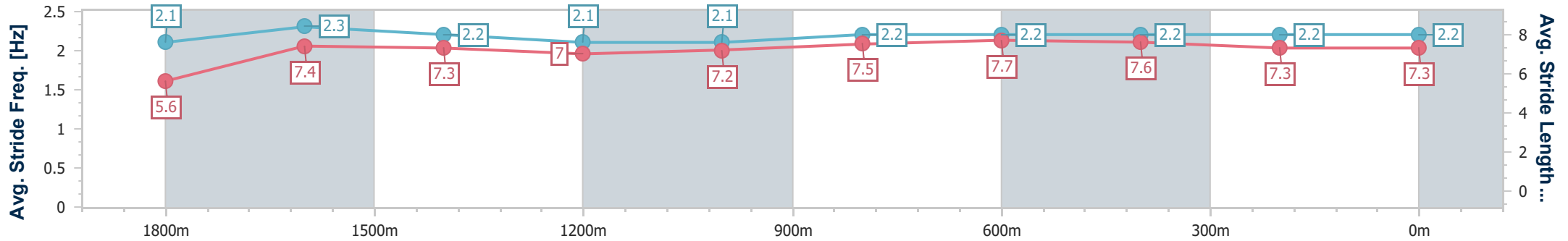
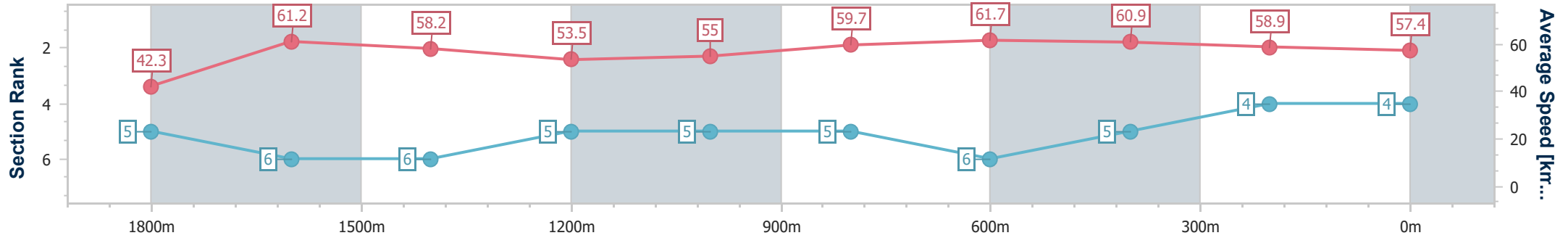
Aquis Park Gold Coast Poly QLD Professional
Race 2: LANTRAK RESOURCE MANAGEMENT Maiden Handicap - 1900m



10 February 2024 - 14:14

Track Rating: Synthetic, Weather: Overcast, Rail Position: True

Section	Overall	1800m	1600m	1400m	1200m	1000m	800m	600m	400m	200m
Section Times	2:00.11 [4] (0:08.52)	1:51.59 [5] (0:11.87)	1:39.72 [6] (0:12.40)	1:27.32 [6] (0:13.46)	1:13.86 [5] (0:13.11)	1:00.75 [5] (0:12.08)	0:48.67 [5] (0:11.73)	0:36.94 [6] (0:11.93)	0:25.01 [5] (0:12.35)	0:12.66 [4] (0:12.66)
Average Speed [km/h]	42.3	61.2	58.2	53.5	55.0	59.7	61.7	60.9	58.9	57.4
Top Speed [km/h]	57.8	63.1	60.7	55.7	57.9	61.6	62.5	63.2	60.0	58.4
Avg. Dist. to Rail [m]	5.1	2.7	1.5	0.3	0.7	0.4	0.9	2.5	5.0	3.4
Avg. Stride Freq. [Hz]	2.1	2.3	2.2	2.1	2.1	2.2	2.2	2.2	2.2	2.2
Avg. Stride Length [m]	5.6	7.4	7.3	7.0	7.2	7.5	7.7	7.6	7.3	7.3



- [] Ranking at each section and finish
- .-.- No data available at this section
- NA No data available



Horse/Jockey Name	Trust A Kitty
Final Rank	5
Fastest Section Time (Section)	0:08.63 (Overall)
Top Speed [km/h] (Section)	64.4 (1800m)
Race State	Finished



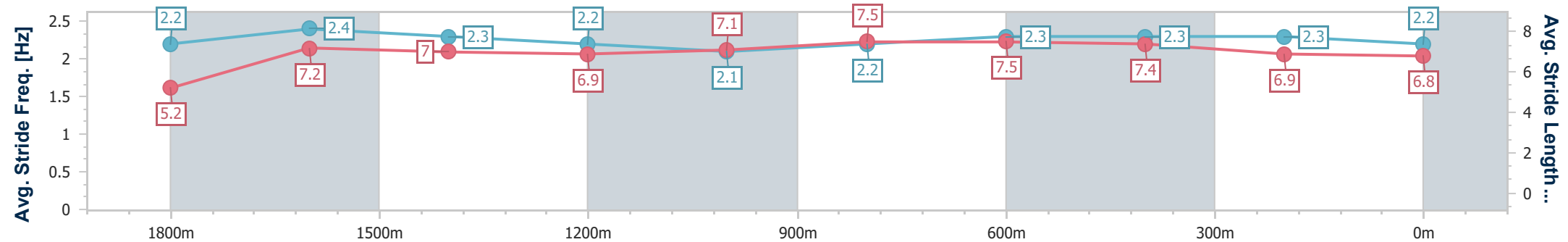
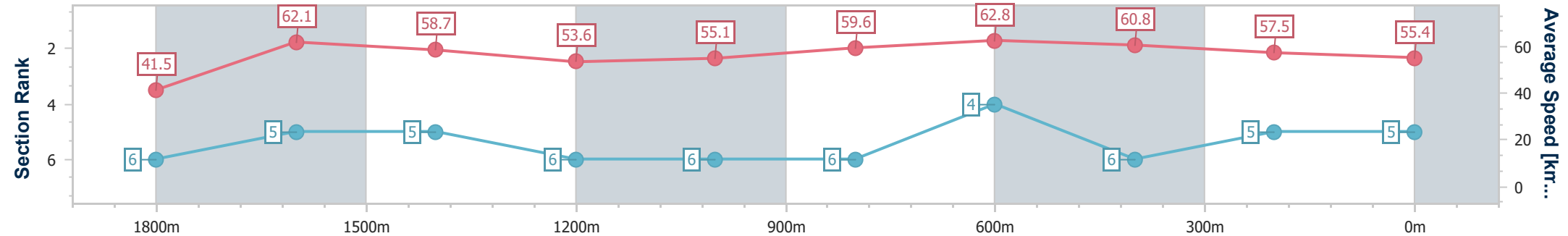
Aquis Park Gold Coast Poly QLD Professional
Race 2: LANTRAK RESOURCE MANAGEMENT Maiden Handicap - 1900m



10 February 2024 - 14:14

Track Rating: Synthetic, Weather: Overcast, Rail Position: True

Section	Overall	1800m	1600m	1400m	1200m	1000m	800m	600m	400m	200m
Section Times	2:00.77 [5] (0:08.63)	1:52.14 [6] (0:11.72)	1:40.42 [5] (0:12.39)	1:28.03 [5] (0:13.63)	1:14.40 [6] (0:13.08)	1:01.32 [6] (0:12.12)	0:49.20 [6] (0:11.55)	0:37.65 [4] (0:12.01)	0:25.64 [6] (0:12.52)	0:13.12 [5] (0:13.12)
Average Speed [km/h]	41.5	62.1	58.7	53.6	55.1	59.6	62.8	60.8	57.5	55.4
Top Speed [km/h]	57.3	64.4	62.6	56.3	57.3	62.3	63.6	63.0	58.5	56.6
Avg. Dist. to Rail [m]	6.2	3.7	3.1	1.6	1.5	1.5	1.7	2.5	1.8	2.4
Avg. Stride Freq. [Hz]	2.2	2.4	2.3	2.2	2.1	2.2	2.3	2.3	2.3	2.2
Avg. Stride Length [m]	5.2	7.2	7.0	6.9	7.1	7.5	7.5	7.4	6.9	6.8



- [] Ranking at each section and finish
- .-.- No data available at this section
- NA No data available



Horse/Jockey Name	I'm A Ruler
Final Rank	6
Fastest Section Time (Section)	0:08.36 (Overall)
Top Speed [km/h] (Section)	66.8 (1800m)
Race State	Finished



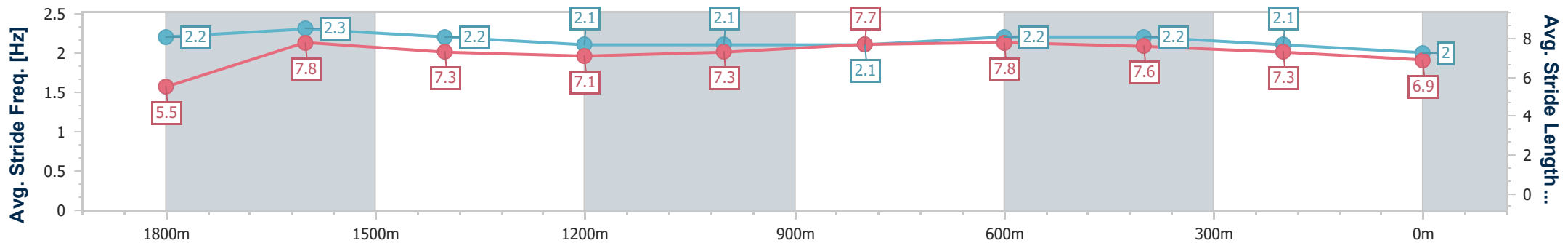
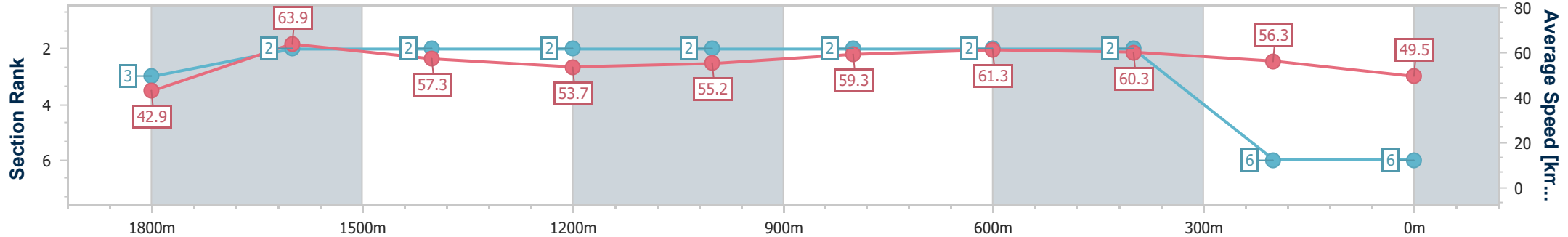
Aquis Park Gold Coast Poly QLD Professional
Race 2: LANTRAK RESOURCE MANAGEMENT Maiden Handicap - 1900m



10 February 2024 - 14:14

Track Rating: Synthetic, Weather: Overcast, Rail Position: True

Section	Overall	1800m	1600m	1400m	1200m	1000m	800m	600m	400m	200m
Section Times	2:02.31 [6] (0:08.36)	1:53.95 [3] (0:11.34)	1:42.61 [2] (0:12.53)	1:30.08 [2] (0:13.51)	1:16.57 [2] (0:13.03)	1:03.54 [2] (0:12.21)	0:51.33 [2] (0:11.83)	0:39.50 [2] (0:12.05)	0:27.45 [2] (0:12.91)	0:14.54 [6] (0:14.54)
Average Speed [km/h]	42.9	63.9	57.3	53.7	55.2	59.3	61.3	60.3	56.3	49.5
Top Speed [km/h]	63.8	66.8	59.7	56.3	57.4	61.0	62.1	62.7	57.3	53.7
Avg. Dist. to Rail [m]	4.1	2.0	0.4	1.1	1.7	1.6	1.1	2.4	3.6	4.8
Avg. Stride Freq. [Hz]	2.2	2.3	2.2	2.1	2.1	2.1	2.2	2.2	2.1	2.0
Avg. Stride Length [m]	5.5	7.8	7.3	7.1	7.3	7.7	7.8	7.6	7.3	6.9



- [] Ranking at each section and finish
- .-.-.- No data available at this section
- NA No data available