



Aquis Park Gold Coast Poly QLD Professional

Race 3: INTERFACE LANDSCAPES BENCHMARK 58 Handicap - 2000m

10 February 2024 - 14:49



Track Rating: Synthetic, Weather: Overcast, Rail Position: True

Section		Overall	1800m	1600m	1400m	1200m	1000m	800m	Last 600m				
Field Times		2:05.82 (0:14.02)	1:51.80 (0:12.05)	1:39.75 (0:13.11)	1:26.64 (0:13.13)	1:13.51 (0:12.40)	1:01.11 (0:12.61)	0:48.50 (0:12.48)	0:36.02				
Rank	TAB Horse/Jockey	Barrier	Top Speed [km/h]	Fastest Section									Distance Travelled [m]
1	8 GODRA Girish Goomany	4	62.2 600m	0:11.82 400m	2:05.82 [1] (0:14.62)	1:51.20 [7] (0:12.01)	1:39.19 [6] (0:13.10)	1:26.09 [6] (0:13.00)	1:13.09 [6] (0:12.51)	1:00.58 [6] (0:12.55)	0:48.03 [5] (0:12.47)	0:35.56	
2	3 SEA TREASURES Jasper Franklin	8	62.7 600m	0:11.82 400m	2:05.92 [2] (0:14.79)	1:51.13 [9] (0:12.49)	1:38.64 [9] (0:13.30)	1:25.34 [9] (0:12.93)	1:12.41 [9] (0:12.32)	1:00.09 [8] (0:12.28)	0:47.81 [8] (0:12.20)	0:35.61	+6
3	6 LIVINGSTONES Elione Chaves	1	61.9 1800m	0:11.90 600m	2:05.97 [3] (0:14.33)	1:51.64 [4] (0:12.04)	1:39.60 [4] (0:13.09)	1:26.51 [4] (0:13.16)	1:13.35 [5] (0:12.45)	1:00.90 [4] (0:12.51)	0:48.39 [3] (0:12.45)	0:35.94	+0
4	10 FORCE ME Georgina Cartwright	2	62.4 Overall	0:11.89 600m	2:06.00 [4] (0:14.02)	1:51.98 [1] (0:12.05)	1:39.93 [1] (0:13.12)	1:26.81 [2] (0:13.12)	1:13.69 [1] (0:12.40)	1:01.29 [1] (0:12.61)	0:48.68 [1] (0:12.48)	0:36.20	+3
5	2 FASTNET ANGEL Matthew Palmer	7	64.1 600m	0:11.80 600m	2:06.45 [5] (0:14.70)	1:51.75 [8] (0:12.28)	1:39.47 [8] (0:13.23)	1:26.24 [8] (0:13.22)	1:13.02 [8] (0:12.53)	1:00.49 [9] (0:12.37)	0:48.12 [9] (0:12.10)	0:36.02	+16
6	1 MAUI Casey Waddell	9	62.4 400m	0:12.03 600m	2:06.49 [6] (0:14.32)	1:52.17 [3] (0:12.04)	1:40.13 [3] (0:13.16)	1:26.97 [5] (0:13.10)	1:13.87 [4] (0:12.51)	1:01.36 [5] (0:12.69)	0:48.67 [6] (0:12.39)	0:36.28	+12
7	4 ZOUY'S COMET Danny Peisley	6	61.4 600m	0:12.02 600m	2:07.47 [7] (0:14.51)	1:52.96 [6] (0:12.21)	1:40.75 [7] (0:13.16)	1:27.59 [7] (0:13.15)	1:14.44 [7] (0:12.48)	1:01.96 [7] (0:12.58)	0:49.38 [7] (0:12.38)	0:37.00	+7
8	7 FIVE STAR DECANter Rikki Jamieson	5	62.5 600m	0:11.97 1800m	2:07.49 [8] (0:14.18)	1:53.31 [2] (0:11.97)	1:41.34 [2] (0:13.03)	1:28.31 [1] (0:13.23)	1:15.08 [2] (0:12.51)	1:02.57 [3] (0:12.76)	0:49.81 [4] (0:12.44)	0:37.37	+15
9	5 WINTER THORN Paul Hammersley	10	61.9 1800m	0:12.07 600m	2:09.60 [9] (0:14.46)	1:55.14 [5] (0:12.10)	1:43.04 [5] (0:12.74)	1:30.30 [3] (0:13.11)	1:17.19 [3] (0:12.30)	1:04.89 [1] (0:12.77)	0:52.12 [2] (0:12.67)	0:39.45	+7

Scratched: Ngozi (#9)

[] Ranking at each section and finish
 -:-:- No data available at this section
 NA No data available

SCN Saddle cloth number
 DNF Did not finish
 DNT Did not track



Aquis Park Gold Coast Poly QLD Professional

Race 3: INTERFACE LANDSCAPES BENCHMARK 58 Handicap - 2000m

10 February 2024 - 14:49



Track Rating: Synthetic, Weather: Overcast, Rail Position: True

Section					600m	400m	200m				Last 600m
Field Times					0:36.02 (0:11.89)	0:24.13 (0:12.18)	0:11.95 (0:11.95)				0:36.02
Rank	TAB	Horse/Jockey	Barrier	Top Speed [km/h]	Fastest Section	Margin			Distance Travelled [m]		
1	8	GODRA Girish Goomany	4	62.2 600m	0:11.82 400m	0:35.56 [6] (0:11.92)	0:23.64 [5] (0:11.82)	0:11.82 [4] (0:11.82)	2:05.82		0:35.56
2	3	SEA TREASURES Jasper Franklin	8	62.7 600m	0:11.82 400m	0:35.61 [7] (0:11.84)	0:23.77 [4] (0:11.82)	0:11.95 [2] (0:11.95)	0.5L		0:35.61 +6
3	6	LIVINGSTONES Elione Chaves	1	61.9 1800m	0:11.90 600m	0:35.94 [2] (0:11.90)	0:24.04 [2] (0:12.05)	0:11.99 [3] (0:11.99)	0.7L		0:35.94 +0
4	10	FORCE ME Georgina Cartwright	2	62.4 Overall	0:11.89 600m	0:36.20 [1] (0:11.89)	0:24.31 [1] (0:12.18)	0:12.13 [1] (0:12.13)	0.9L		0:36.20 +3
5	2	FASTNET ANGEL Matthew Palmer	7	64.1 600m	0:11.80 600m	0:36.02 [8] (0:11.80)	0:24.22 [7] (0:12.08)	0:12.14 [5] (0:12.14)	3.4L		0:36.02 +16
6	1	MAUI Casey Waddell	9	62.4 400m	0:12.03 600m	0:36.28 [5] (0:12.03)	0:24.25 [8] (0:12.07)	0:12.18 [5] (0:12.18)	3.6L		0:36.28 +12
7	4	ZOUY'S COMET Danny Peisley	6	61.4 600m	0:12.02 600m	0:37.00 [9] (0:12.02)	0:24.98 [9] (0:12.35)	0:12.63 [8] (0:12.63)	9.4L		0:37.00 +7
8	7	FIVE STAR DECANTER Rikki Jamieson	5	62.5 600m	0:11.97 1800m	0:37.37 [3] (0:12.01)	0:25.36 [3] (0:12.60)	0:12.76 [7] (0:12.76)	9.5L		0:37.37 +15
9	5	WINTER THORN Paul Hammersley	10	61.9 1800m	0:12.07 600m	0:39.45 [4] (0:12.07)	0:27.38 [6] (0:12.75)	0:14.63 [9] (0:14.63)	21.8L		0:39.45 +7

Scratched: Ngozi (#9)

[] Ranking at each section and finish
 -:-:- No data available at this section
 NA No data available

SCN Saddle cloth number
 DNF Did not finish
 DNT Did not track



Horse/Jockey Name	Godra
Final Rank	1
Fastest Section Time (Section)	0:11.82 (400m)
Top Speed [km/h] (Section)	62.2 (600m)
Race State	Finished

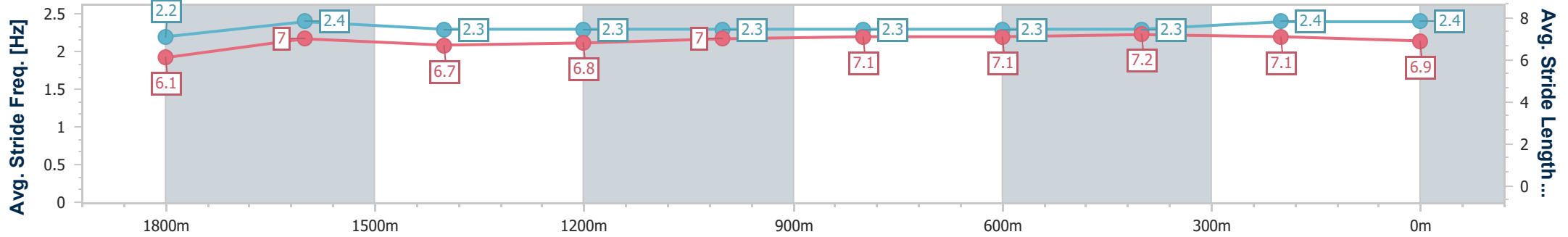
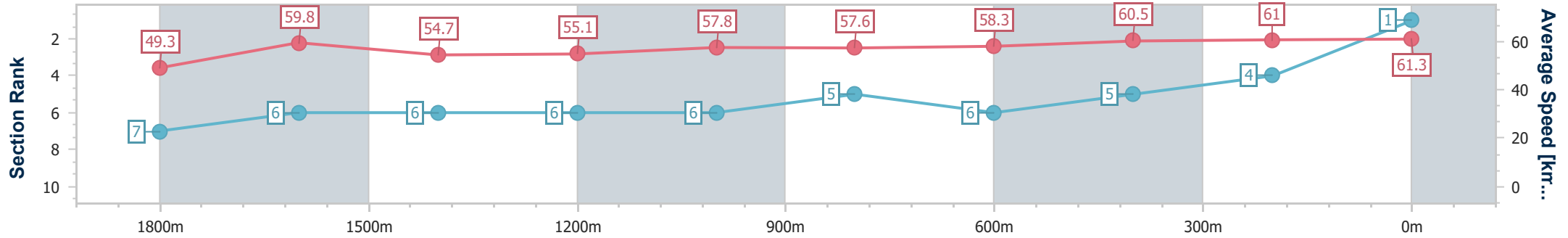


Aquis Park Gold Coast Poly QLD Professional
 Race 3: INTERFACE LANDSCAPES BENCHMARK 58 Handicap - 2000m
 HOME OF THE GOLD COAST TURF CLUB & SPORT CENTRE

10 February 2024 - 14:49

Track Rating: Synthetic, Weather: Overcast, Rail Position: True

Section	Overall	1800m	1600m	1400m	1200m	1000m	800m	600m	400m	200m
Section Times	2:05.82 [1] (0:14.62)	1:51.20 [7] (0:12.01)	1:39.19 [6] (0:13.10)	1:26.09 [6] (0:13.00)	1:13.09 [6] (0:12.51)	1:00.58 [6] (0:12.55)	0:48.03 [5] (0:12.47)	0:35.56 [6] (0:11.92)	0:23.64 [5] (0:11.82)	0:11.82 [4] (0:11.82)
Average Speed [km/h]	49.3	59.8	54.7	55.1	57.8	57.6	58.3	60.5	61.0	61.3
Top Speed [km/h]	60.2	62.0	55.8	56.0	59.8	59.7	61.3	62.2	61.7	62.0
Avg. Dist. to Rail [m]	1.7	0.6	1.0	1.1	1.5	1.2	1.9	1.1	0.9	2.7
Avg. Stride Freq. [Hz]	2.2	2.4	2.3	2.3	2.3	2.3	2.3	2.3	2.4	2.4
Avg. Stride Length [m]	6.1	7.0	6.7	6.8	7.0	7.1	7.1	7.2	7.1	6.9



- [] Ranking at each section and finish
- .-.- No data available at this section
- NA No data available



Horse/Jockey Name	Sea Treasures
Final Rank	2
Fastest Section Time (Section)	0:11.82 (400m)
Top Speed [km/h] (Section)	62.7 (600m)
Race State	Finished

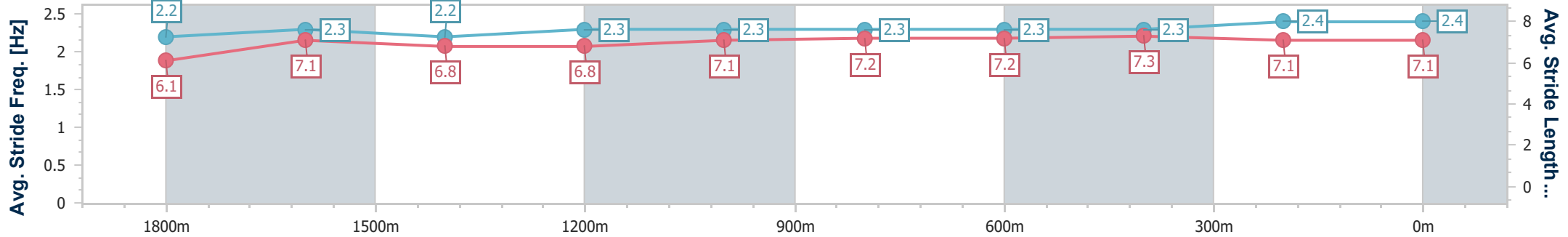
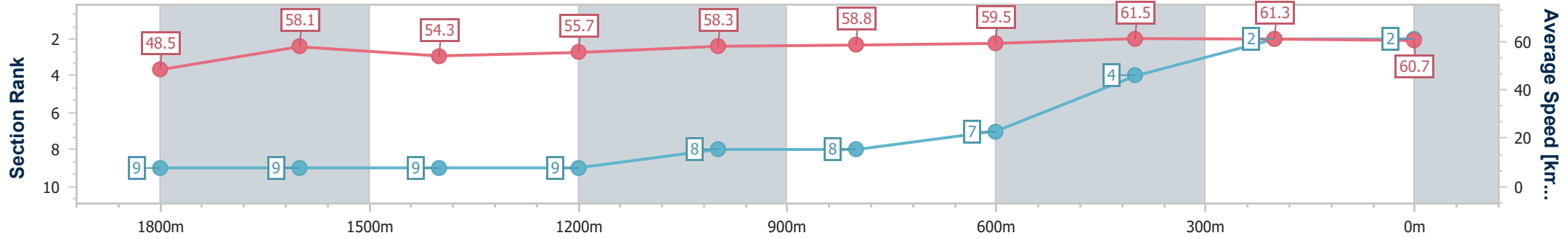


Aquis Park Gold Coast Poly QLD Professional
 Race 3: INTERFACE LANDSCAPES BENCHMARK 58 Handicap - 2000m
 HOME OF THE GOLD COAST TURF CLUB & SPORT CENTRE

10 February 2024 - 14:49

Track Rating: Synthetic, Weather: Overcast, Rail Position: True

Section	Overall	1800m	1600m	1400m	1200m	1000m	800m	600m	400m	200m
Section Times	2:05.92 [2] (0:14.79)	1:51.13 [9] (0:12.49)	1:38.64 [9] (0:13.30)	1:25.34 [9] (0:12.93)	1:12.41 [9] (0:12.32)	1:00.09 [8] (0:12.28)	0:47.81 [8] (0:12.20)	0:35.61 [7] (0:11.84)	0:23.77 [4] (0:11.82)	0:11.95 [2] (0:11.95)
Average Speed [km/h]	48.5	58.1	54.3	55.7	58.3	58.8	59.5	61.5	61.3	60.7
Top Speed [km/h]	59.1	59.1	56.0	57.5	60.5	60.4	60.9	62.7	62.0	61.4
Avg. Dist. to Rail [m]	5.9	3.8	0.5	0.8	1.0	0.6	1.5	2.3	3.5	4.6
Avg. Stride Freq. [Hz]	2.2	2.3	2.2	2.3	2.3	2.3	2.3	2.3	2.4	2.4
Avg. Stride Length [m]	6.1	7.1	6.8	6.8	7.1	7.2	7.2	7.3	7.1	7.1



- [] Ranking at each section and finish
- .-.- No data available at this section
- NA No data available



Horse/Jockey Name	Livingstones
Final Rank	3
Fastest Section Time (Section)	0:11.90 (600m)
Top Speed [km/h] (Section)	61.9 (1800m)
Race State	Finished

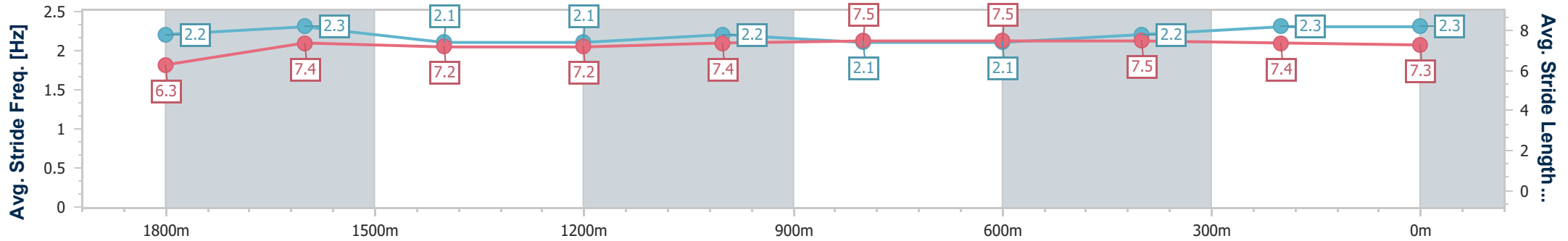
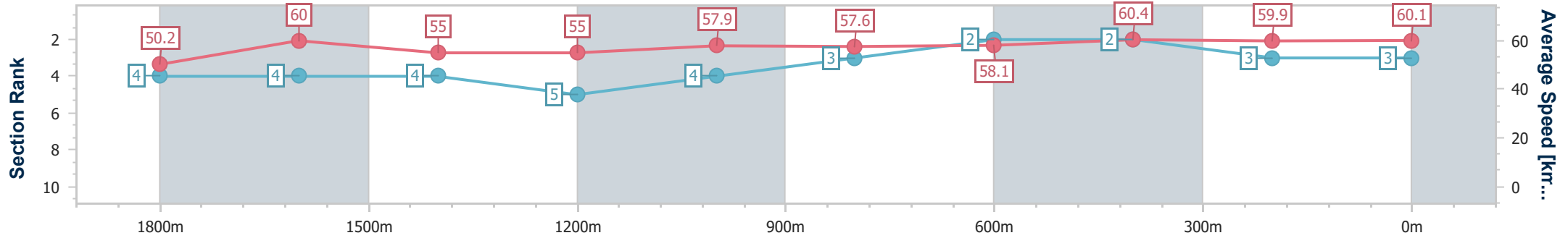


Aquis Park Gold Coast Poly QLD Professional
 Race 3: INTERFACE LANDSCAPES BENCHMARK 58 Handicap - 2000m
 HOME OF THE GOLD COAST TURF CLUB & SPORT CENTRE

10 February 2024 - 14:49

Track Rating: Synthetic, Weather: Overcast, Rail Position: True

Section	Overall	1800m	1600m	1400m	1200m	1000m	800m	600m	400m	200m
Section Times	2:05.97 [3] (0:14.33)	1:51.64 [4] (0:12.04)	1:39.60 [4] (0:13.09)	1:26.51 [4] (0:13.16)	1:13.35 [5] (0:12.45)	1:00.90 [4] (0:12.51)	0:48.39 [3] (0:12.45)	0:35.94 [2] (0:11.90)	0:24.04 [2] (0:12.05)	0:11.99 [3] (0:11.99)
Average Speed [km/h]	50.2	60.0	55.0	55.0	57.9	57.6	58.1	60.4	59.9	60.1
Top Speed [km/h]	61.2	61.9	56.4	56.0	59.2	58.6	61.1	61.7	60.8	61.1
Avg. Dist. to Rail [m]	1.8	1.6	0.8	0.9	1.2	0.8	0.7	0.6	2.0	4.2
Avg. Stride Freq. [Hz]	2.2	2.3	2.1	2.1	2.2	2.1	2.1	2.2	2.3	2.3
Avg. Stride Length [m]	6.3	7.4	7.2	7.2	7.4	7.5	7.5	7.5	7.4	7.3



- [] Ranking at each section and finish
- .-.- No data available at this section
- NA No data available



Horse/Jockey Name	Force Me
Final Rank	4
Fastest Section Time (Section)	0:11.89 (600m)
Top Speed [km/h] (Section)	62.4 (Overall)
Race State	Finished

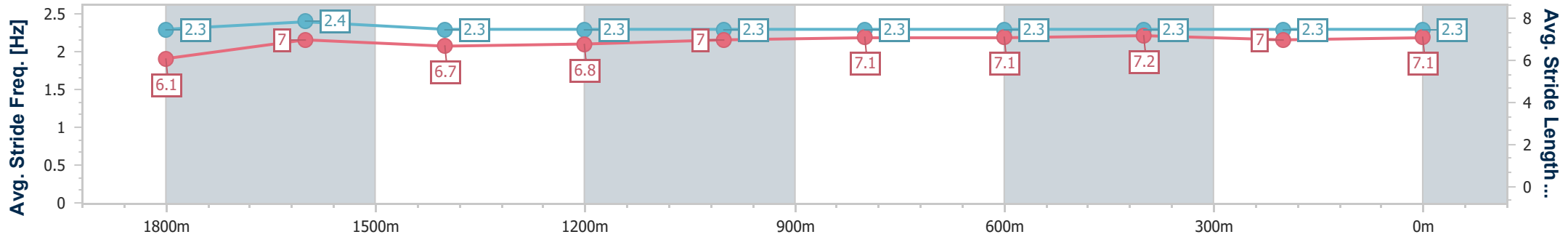
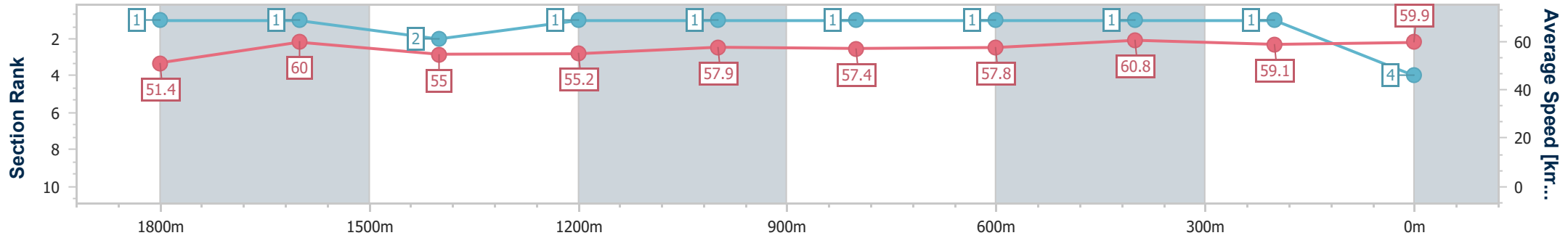


Aquis Park Gold Coast Poly QLD Professional
 Race 3: INTERFACE LANDSCAPES BENCHMARK 58 Handicap - 2000m
 HOME OF THE GOLD COAST TURF CLUB & SPORT CENTRE

10 February 2024 - 14:49

Track Rating: Synthetic, Weather: Overcast, Rail Position: True

Section	Overall	1800m	1600m	1400m	1200m	1000m	800m	600m	400m	200m
Section Times	2:06.00 [4] (0:14.02)	1:51.98 [1] (0:12.05)	1:39.93 [1] (0:13.12)	1:26.81 [2] (0:13.12)	1:13.69 [1] (0:12.40)	1:01.29 [1] (0:12.61)	0:48.68 [1] (0:12.48)	0:36.20 [1] (0:11.89)	0:24.31 [1] (0:12.18)	0:12.13 [1] (0:12.13)
Average Speed [km/h]	51.4	60.0	55.0	55.2	57.9	57.4	57.8	60.8	59.1	59.9
Top Speed [km/h]	62.4	61.7	56.5	55.5	59.8	59.4	60.4	61.3	60.1	60.3
Avg. Dist. to Rail [m]	2.8	2.1	0.9	0.6	0.8	0.7	0.6	0.7	0.9	1.4
Avg. Stride Freq. [Hz]	2.3	2.4	2.3	2.3	2.3	2.3	2.3	2.3	2.3	2.3
Avg. Stride Length [m]	6.1	7.0	6.7	6.8	7.0	7.1	7.1	7.2	7.0	7.1



- [] Ranking at each section and finish
- .-.- No data available at this section
- NA No data available



Horse/Jockey Name	Fastnet Angel
Final Rank	5
Fastest Section Time (Section)	0:11.80 (600m)
Top Speed [km/h] (Section)	64.1 (600m)
Race State	Finished

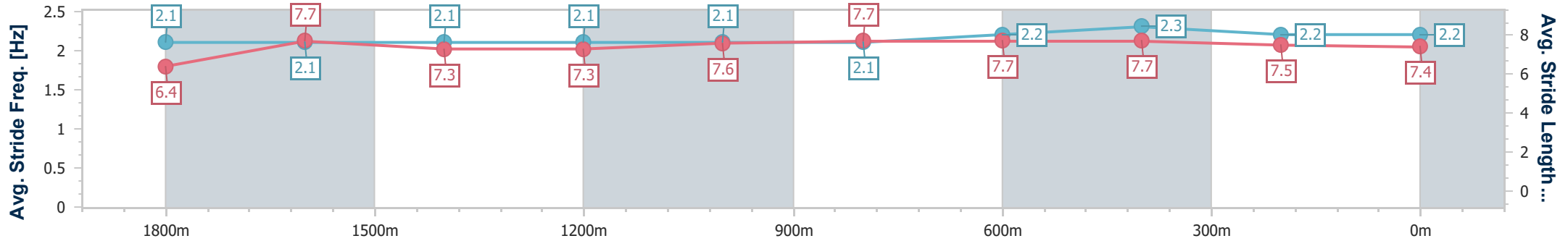
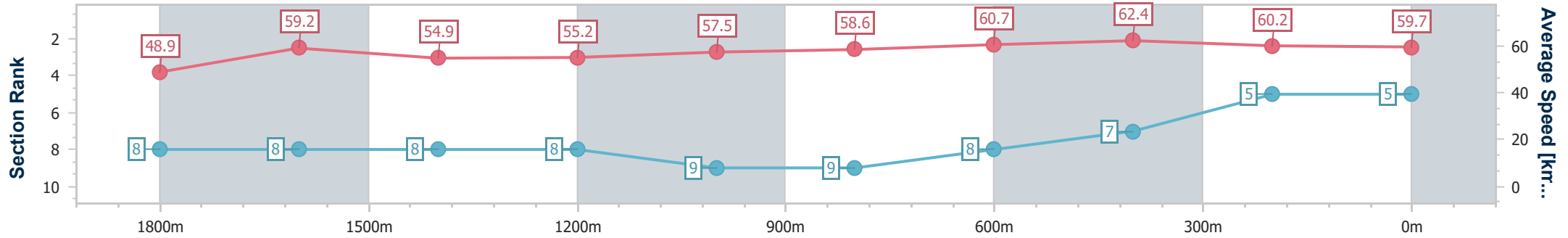


Aquis Park Gold Coast Poly QLD Professional
 Race 3: INTERFACE LANDSCAPES BENCHMARK 58 Handicap - 2000m
 AQUIS PARK
 HOME OF THE GOLD COAST TURF CLUB & SPORT CENTRE

10 February 2024 - 14:49

Track Rating: Synthetic, Weather: Overcast, Rail Position: True

Section	Overall	1800m	1600m	1400m	1200m	1000m	800m	600m	400m	200m
Section Times	2:06.45 [5] (0:14.70)	1:51.75 [8] (0:12.28)	1:39.47 [8] (0:13.23)	1:26.24 [8] (0:13.22)	1:13.02 [8] (0:12.53)	1:00.49 [9] (0:12.37)	0:48.12 [9] (0:12.10)	0:36.02 [8] (0:11.80)	0:24.22 [7] (0:12.08)	0:12.14 [5] (0:12.14)
Average Speed [km/h]	48.9	59.2	54.9	55.2	57.5	58.6	60.7	62.4	60.2	59.7
Top Speed [km/h]	59.9	62.9	56.5	56.5	60.2	60.4	62.3	64.1	61.1	61.4
Avg. Dist. to Rail [m]	5.1	3.4	2.1	1.8	2.5	2.3	3.6	4.3	6.3	7.8
Avg. Stride Freq. [Hz]	2.1	2.1	2.1	2.1	2.1	2.1	2.2	2.3	2.2	2.2
Avg. Stride Length [m]	6.4	7.7	7.3	7.3	7.6	7.7	7.7	7.7	7.5	7.4



- [] Ranking at each section and finish
- .-.- No data available at this section
- NA No data available



Horse/Jockey Name	Maui
Final Rank	6
Fastest Section Time (Section)	0:12.03 (600m)
Top Speed [km/h] (Section)	62.4 (400m)
Race State	Finished

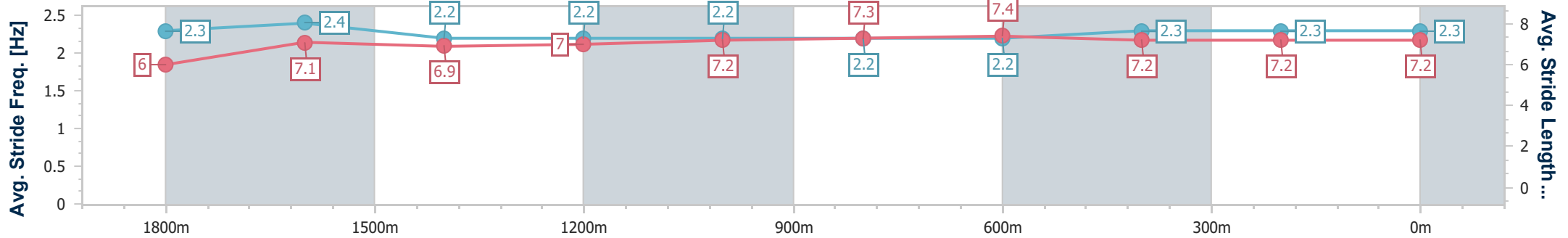
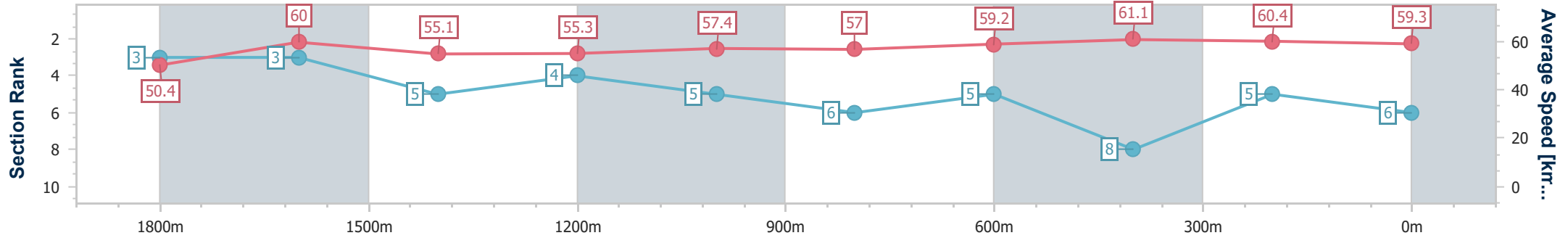


Aquis Park Gold Coast Poly QLD Professional
 Race 3: INTERFACE LANDSCAPES BENCHMARK 58 Handicap - 2000m
 HOME OF THE GOLD COAST TURF CLUB & SPORT CENTRE

10 February 2024 - 14:49

Track Rating: Synthetic, Weather: Overcast, Rail Position: True

Section	Overall	1800m	1600m	1400m	1200m	1000m	800m	600m	400m	200m
Section Times	2:06.49 [6] (0:14.32)	1:52.17 [3] (0:12.04)	1:40.13 [3] (0:13.16)	1:26.97 [5] (0:13.10)	1:13.87 [4] (0:12.51)	1:01.36 [5] (0:12.69)	0:48.67 [6] (0:12.39)	0:36.28 [5] (0:12.03)	0:24.25 [8] (0:12.07)	0:12.18 [5] (0:12.18)
Average Speed [km/h]	50.4	60.0	55.1	55.3	57.4	57.0	59.2	61.1	60.4	59.3
Top Speed [km/h]	62.3	61.2	57.8	56.3	59.0	58.3	61.0	61.8	62.4	60.0
Avg. Dist. to Rail [m]	6.6	3.4	0.9	0.8	2.1	1.6	3.5	3.8	4.8	6.1
Avg. Stride Freq. [Hz]	2.3	2.4	2.2	2.2	2.2	2.2	2.2	2.3	2.3	2.3
Avg. Stride Length [m]	6.0	7.1	6.9	7.0	7.2	7.3	7.4	7.2	7.2	7.2



- [] Ranking at each section and finish
- .-.- No data available at this section
- NA No data available



Horse/Jockey Name	Zouy's Comet
Final Rank	7
Fastest Section Time (Section)	0:12.02 (600m)
Top Speed [km/h] (Section)	61.4 (600m)
Race State	Finished

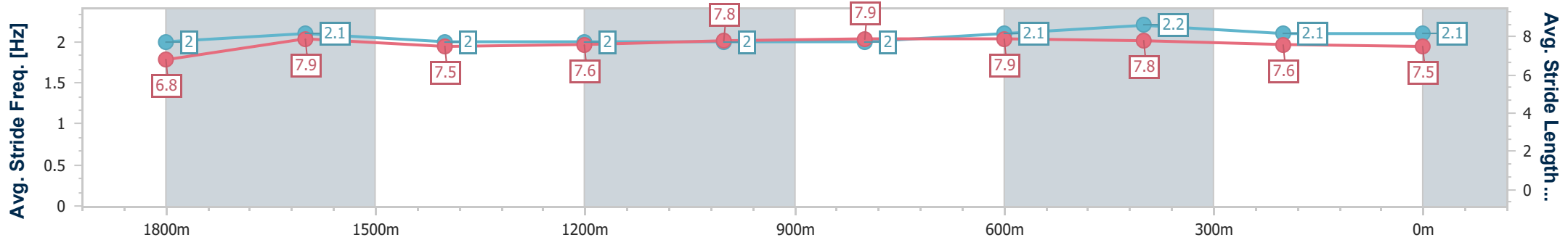
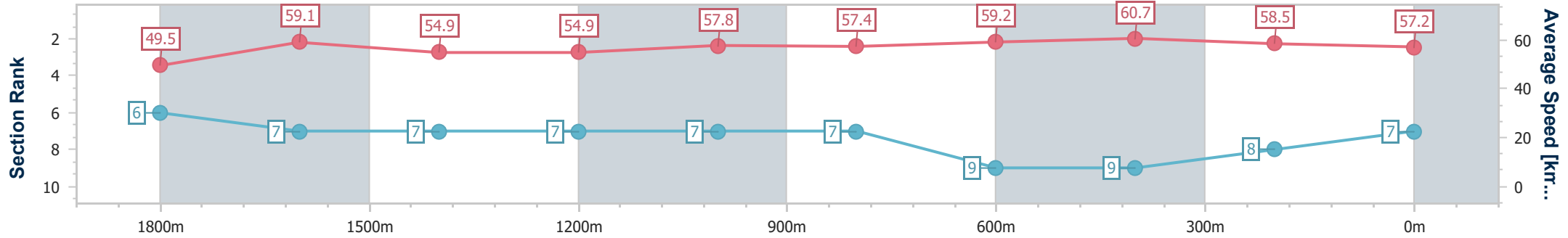


Aquis Park Gold Coast Poly QLD Professional
 Race 3: INTERFACE LANDSCAPES BENCHMARK 58 Handicap - 2000m
 AQUIS PARK
 HOME OF THE GOLD COAST
 TURF CLUB & SPORT CENTRE

10 February 2024 - 14:49

Track Rating: Synthetic, Weather: Overcast, Rail Position: True

Section	Overall	1800m	1600m	1400m	1200m	1000m	800m	600m	400m	200m
Section Times	2:07.47 [7] (0:14.51)	1:52.96 [6] (0:12.21)	1:40.75 [7] (0:13.16)	1:27.59 [7] (0:13.15)	1:14.44 [7] (0:12.48)	1:01.96 [7] (0:12.58)	0:49.38 [7] (0:12.38)	0:37.00 [9] (0:12.02)	0:24.98 [9] (0:12.35)	0:12.63 [8] (0:12.63)
Average Speed [km/h]	49.5	59.1	54.9	54.9	57.8	57.4	59.2	60.7	58.5	57.2
Top Speed [km/h]	61.2	61.0	56.6	55.8	59.9	59.7	60.4	61.4	59.7	57.9
Avg. Dist. to Rail [m]	3.7	1.9	0.2	0.7	2.3	2.0	3.1	2.5	3.3	5.5
Avg. Stride Freq. [Hz]	2.0	2.1	2.0	2.0	2.0	2.0	2.1	2.2	2.1	2.1
Avg. Stride Length [m]	6.8	7.9	7.5	7.6	7.8	7.9	7.9	7.8	7.6	7.5



- [] Ranking at each section and finish
- .-.- No data available at this section
- NA No data available



Horse/Jockey Name	Five Star Decanter
Final Rank	8
Fastest Section Time (Section)	0:11.97 (1800m)
Top Speed [km/h] (Section)	62.5 (600m)
Race State	Finished

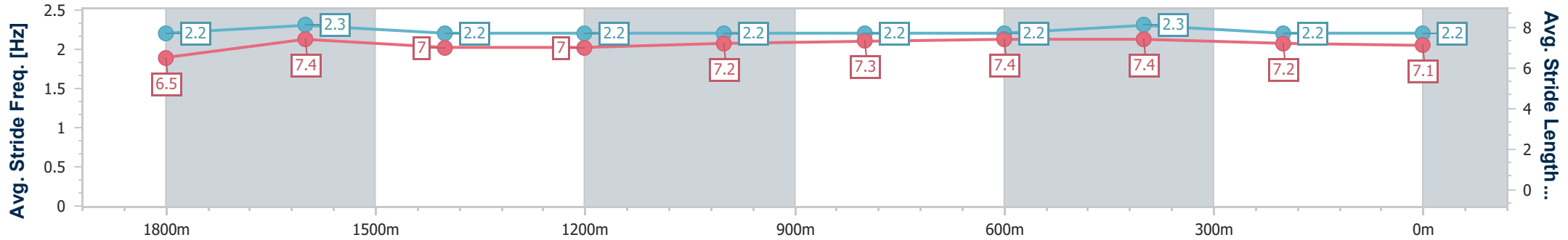
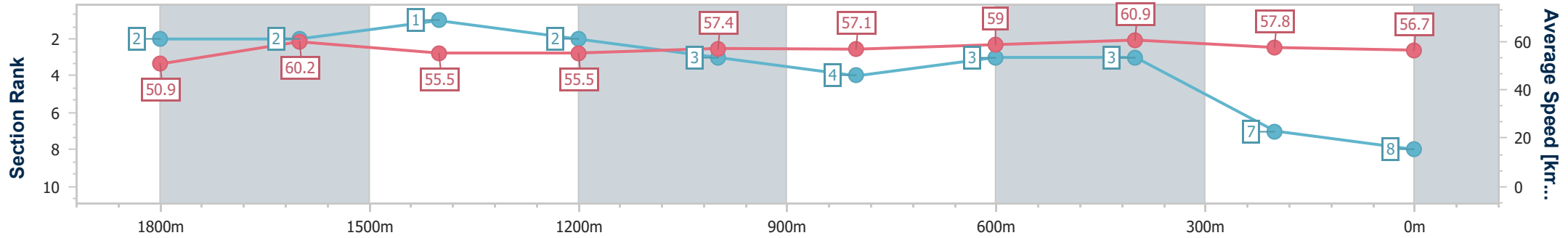


Aquis Park Gold Coast Poly QLD Professional
 Race 3: INTERFACE LANDSCAPES BENCHMARK 58 Handicap - 2000m
 AQUIS PARK
 HOME OF THE GOLD COAST
 TURF CLUB & SPORT CENTRE

10 February 2024 - 14:49

Track Rating: Synthetic, Weather: Overcast, Rail Position: True

Section	Overall	1800m	1600m	1400m	1200m	1000m	800m	600m	400m	200m
Section Times	2:07.49 [8] (0:14.18)	1:53.31 [2] (0:11.97)	1:41.34 [2] (0:13.03)	1:28.31 [1] (0:13.23)	1:15.08 [2] (0:12.51)	1:02.57 [3] (0:12.76)	0:49.81 [4] (0:12.44)	0:37.37 [3] (0:12.01)	0:25.36 [3] (0:12.60)	0:12.76 [7] (0:12.76)
Average Speed [km/h]	50.9	60.2	55.5	55.5	57.4	57.1	59.0	60.9	57.8	56.7
Top Speed [km/h]	62.4	62.4	57.4	56.5	58.6	58.0	61.9	62.5	59.0	57.1
Avg. Dist. to Rail [m]	3.6	1.9	1.7	2.4	3.8	3.2	3.6	3.6	4.0	4.2
Avg. Stride Freq. [Hz]	2.2	2.3	2.2	2.2	2.2	2.2	2.2	2.3	2.2	2.2
Avg. Stride Length [m]	6.5	7.4	7.0	7.0	7.2	7.3	7.4	7.4	7.2	7.1



- [] Ranking at each section and finish
- .-.- No data available at this section
- NA No data available



Horse/Jockey Name	Winter Thorn
Final Rank	9
Fastest Section Time (Section)	0:12.07 (600m)
Top Speed [km/h] (Section)	61.9 (1800m)
Race State	Finished

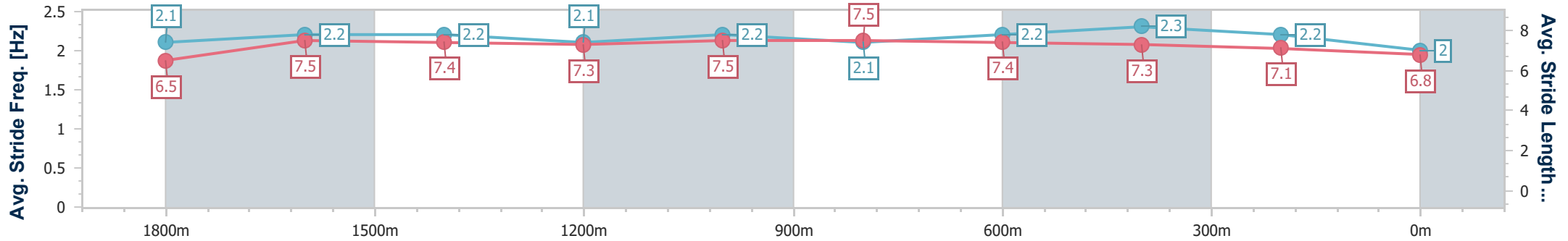
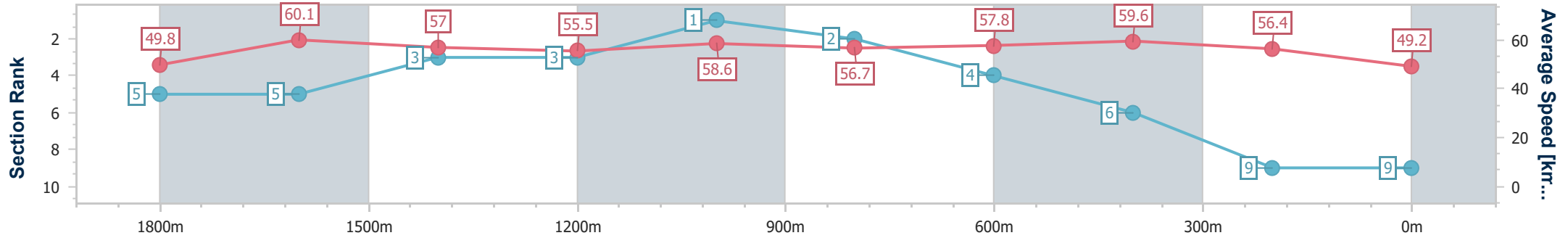


Aquis Park Gold Coast Poly QLD Professional
 Race 3: INTERFACE LANDSCAPES BENCHMARK 58 Handicap - 2000m
 AQUIS PARK
 HOME OF THE GOLD COAST
 TURF CLUB & SPORT CENTRE

10 February 2024 - 14:49

Track Rating: Synthetic, Weather: Overcast, Rail Position: True

Section	Overall	1800m	1600m	1400m	1200m	1000m	800m	600m	400m	200m
Section Times	2:09.60 [9] (0:14.46)	1:55.14 [5] (0:12.10)	1:43.04 [5] (0:12.74)	1:30.30 [3] (0:13.11)	1:17.19 [3] (0:12.30)	1:04.89 [1] (0:12.77)	0:52.12 [2] (0:12.67)	0:39.45 [4] (0:12.07)	0:27.38 [6] (0:12.75)	0:14.63 [9] (0:14.63)
Average Speed [km/h]	49.8	60.1	57.0	55.5	58.6	56.7	57.8	59.6	56.4	49.2
Top Speed [km/h]	61.6	61.9	58.2	57.5	59.4	58.5	60.7	61.7	57.8	55.5
Avg. Dist. to Rail [m]	7.8	4.4	2.0	1.6	3.6	2.7	2.5	0.9	0.6	1.9
Avg. Stride Freq. [Hz]	2.1	2.2	2.2	2.1	2.2	2.1	2.2	2.3	2.2	2.0
Avg. Stride Length [m]	6.5	7.5	7.4	7.3	7.5	7.5	7.4	7.3	7.1	6.8



- [] Ranking at each section and finish
- .-.- No data available at this section
- NA No data available