

Track Rating: Synthetic, Weather: Overcast, Rail Position: True

Section		Field Times											Last 600m	
		Overall	1000m	800m	600m	400m	200m						0:35.50	
		1:10.53 (0:13.30)	0:57.23 (0:10.71)	0:46.52 (0:11.02)	0:35.50 (0:11.38)	0:24.12 (0:11.71)	0:12.41 (0:12.41)							
Rank	TAB	Horse/Jockey	Barrier	Top Speed [km/h]	Fastest Section							Margin	Distance Travelled [m]	
1	5	LUMENS LENNY Nozi Tomizawa	6	68.2 Overall	0:10.71 1000m	1:10.53 [1] (0:13.30)	0:57.23 [1] (0:10.71)	0:46.52 [1] (0:11.02)	0:35.50 [1] (0:11.38)	0:24.12 [1] (0:11.71)	0:12.41 [1] (0:12.41)	1:10.53	0:35.50	
2	12	SHE'S WORTH IT Corey Bayliss	11	67.7 1000m	0:10.77 1000m	1:11.69 [2] (0:14.60)	0:57.09 [11] (0:10.77)	0:46.32 [10] (0:11.17)	0:35.15 [10] (0:11.21)	0:23.94 [9] (0:11.76)	0:12.18 [4] (0:12.18)	6.8L	0:35.15	-4
3	4	SEEYA LATER GATER Jag Guthmann-Chester	2	69.1 1000m	0:10.54 1000m	1:11.87 [3] (0:14.36)	0:57.51 [10] (0:10.54)	0:46.97 [9] (0:11.09)	0:35.88 [8] (0:11.54)	0:24.34 [7] (0:12.07)	0:12.27 [5] (0:12.27)	7.8L	0:35.88	-1
4	1	MASONRY MAN Georgina Cartwright	7	67.8 1000m	0:10.80 1000m	1:12.40 [4] (0:13.77)	0:58.63 [6] (0:10.80)	0:47.83 [6] (0:11.21)	0:36.62 [5] (0:11.67)	0:24.95 [6] (0:12.35)	0:12.60 [6] (0:12.60)	10.8L	0:36.62	+4
5	6	PARCHEMIN Wanderson D'Avila	1	68.8 Overall	0:10.75 1000m	1:12.41 [5] (0:13.50)	0:58.91 [2] (0:10.75)	0:48.16 [3] (0:11.18)	0:36.98 [3] (0:11.39)	0:25.59 [2] (0:12.25)	0:13.34 [2] (0:13.34)	10.9L	0:36.98	-3
6	9	VERALISE Matthew Palmer	3	68.4 1000m	0:10.67 1000m	1:12.70 [6] (0:13.98)	0:58.72 [7] (0:10.67)	0:48.05 [7] (0:11.19)	0:36.86 [6] (0:11.45)	0:25.41 [4] (0:12.21)	0:13.20 [3] (0:13.20)	12.4L	0:36.86	-3
7	8	MISTY GOLD Girish Goomany	8	68.0 1000m	0:10.80 1000m	1:13.09 [7] (0:14.09)	0:59.00 [8] (0:10.80)	0:48.20 [8] (0:11.18)	0:37.02 [9] (0:11.65)	0:25.37 [8] (0:12.39)	0:12.98 [8] (0:12.98)	14.7L	0:37.02	+4
8	7	COCO JEWEL Noriyuki Masuda	4	68.7 Overall	0:10.74 1000m	1:13.24 [8] (0:13.58)	0:59.66 [4] (0:10.74)	0:48.92 [4] (0:11.26)	0:37.66 [4] (0:11.72)	0:25.94 [5] (0:12.58)	0:13.36 [7] (0:13.36)	15.5L	0:37.66	+2
9	11	REMOMIA Casey Waddell	5	67.7 1000m	0:10.84 1000m	1:13.63 [9] (0:13.63)	1:00.00 [5] (0:10.84)	0:49.16 [5] (0:11.44)	0:37.72 [7] (0:11.88)	0:25.84 [10] (0:12.68)	0:13.16 [10] (0:13.16)	17.8L	0:37.72	+6
10	2	MERLOMANN Micheal Hellyer	9	65.7 1000m	0:11.17 1000m	1:14.11 [10] (0:14.24)	0:59.87 [9] (0:11.17)	0:48.70 [11] (0:11.57)	0:37.13 [11] (0:11.92)	0:25.21 [11] (0:12.34)	0:12.87 [11] (0:12.87)	20.6L	0:37.13	+5

Scratched: Minto's Power (#3)



**Aquis Park Gold Coast Poly QLD Professional**  
**Race 4: RAW METAL CORPORATION Maiden Plate - 1200m**  
**10 February 2024 - 15:28**



Track Rating: Synthetic, Weather: Overcast, Rail Position: True

Section		Overall	1000m	800m	600m	400m	200m	Last 600m					
Field Times		1:10.53 (0:13.30)	0:57.23 (0:10.71)	0:46.52 (0:11.02)	0:35.50 (0:11.38)	0:24.12 (0:11.71)	0:12.41 (0:12.41)	0:35.50					
Rank	TAB Horse/Jockey	Barrier	Top Speed [km/h]	Fastest Section						Margin	Distance Travelled [m]		
11	10 MISS SANTA Andrew Spinks	10	69.7 1000m	0:10.61 1000m	1:15.07 [11] (0:13.51)	1:01.56 [3] (0:10.61)	0:50.95 [2] (0:11.16)	0:39.79 [2] (0:11.87)	0:27.92 [3] (0:13.18)	0:14.74 [9] (0:14.74)	26.1L	0:39.79	+3

Scratched: Minto's Power (#3)

[ ] Ranking at each section and finish  
 -:-:- No data available at this section  
 NA No data available

SCN Saddle cloth number  
 DNF Did not finish  
 DNT Did not track



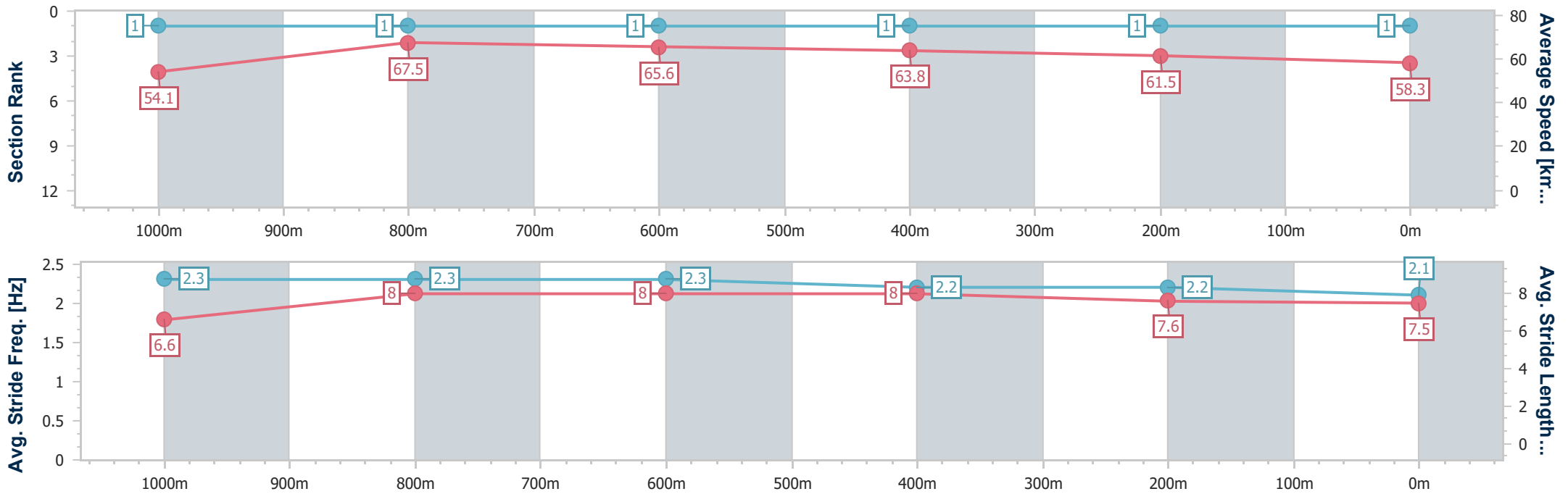
Horse/Jockey Name	Lumens Lenny
Final Rank	1
Fastest Section Time (Section)	0:10.71 (1000m)
Top Speed [km/h] (Section)	68.2 (Overall)
Race State	Finished



**Aquis Park Gold Coast Poly QLD Professional**  
**Race 4: RAW METAL CORPORATION Maiden Plate - 1200m**  
 10 February 2024 - 15:28  
 Track Rating: Synthetic, Weather: Overcast, Rail Position: True



Section	Overall	1000m	800m	600m	400m	200m
Section Times	1:10.53 [1] (0:13.30)	0:57.23 [1] (0:10.71)	0:46.52 [1] (0:11.02)	0:35.50 [1] (0:11.38)	0:24.12 [1] (0:11.71)	0:12.41 [1] (0:12.41)
Average Speed [km/h]	54.1	67.5	65.6	63.8	61.5	58.3
Top Speed [km/h]	68.2	67.9	66.6	65.7	62.6	60.0
Avg. Dist. to Rail [m]	4.1	1.0	1.0	1.0	0.8	1.7
Avg. Stride Freq. [Hz]	2.3	2.3	2.3	2.2	2.2	2.1
Avg. Stride Length [m]	6.6	8.0	8.0	8.0	7.6	7.5



- [ ] Ranking at each section and finish
- .-.- No data available at this section
- NA No data available



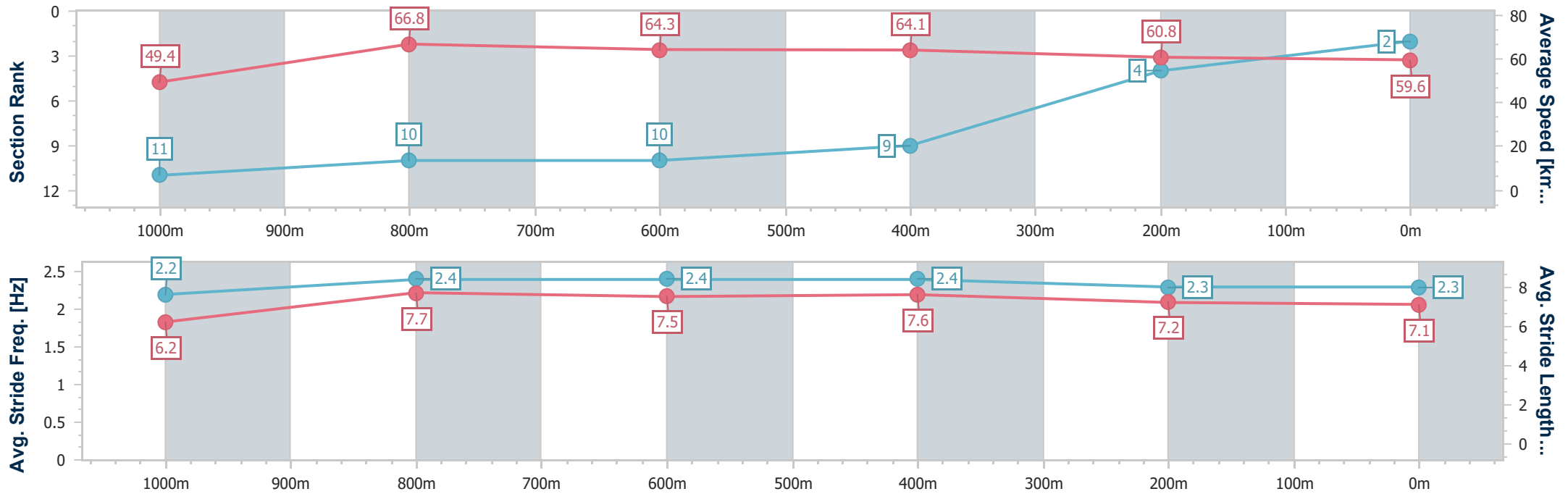
Horse/Jockey Name	She's Worth It
Final Rank	2
Fastest Section Time (Section)	0:10.77 (1000m)
Top Speed [km/h] (Section)	67.7 (1000m)
Race State	Finished



Aquis Park Gold Coast Poly QLD Professional  
 Race 4: RAW METAL CORPORATION Maiden Plate - 1200m  
 10 February 2024 - 15:28  
 Track Rating: Synthetic, Weather: Overcast, Rail Position: True



Section	Overall	1000m	800m	600m	400m	200m
Section Times	1:11.69 [2] (0:14.60)	0:57.09 [11] (0:10.77)	0:46.32 [10] (0:11.17)	0:35.15 [10] (0:11.21)	0:23.94 [9] (0:11.76)	0:12.18 [4]
Average Speed [km/h]	49.4	66.8	64.3	64.1	60.8	59.6
Top Speed [km/h]	66.9	67.7	66.6	66.4	61.8	60.6
Avg. Dist. to Rail [m]	7.0	0.7	0.4	0.9	1.7	0.5
Avg. Stride Freq. [Hz]	2.2	2.4	2.4	2.4	2.3	2.3
Avg. Stride Length [m]	6.2	7.7	7.5	7.6	7.2	7.1



- [ ] Ranking at each section and finish
- .-.- No data available at this section
- NA No data available



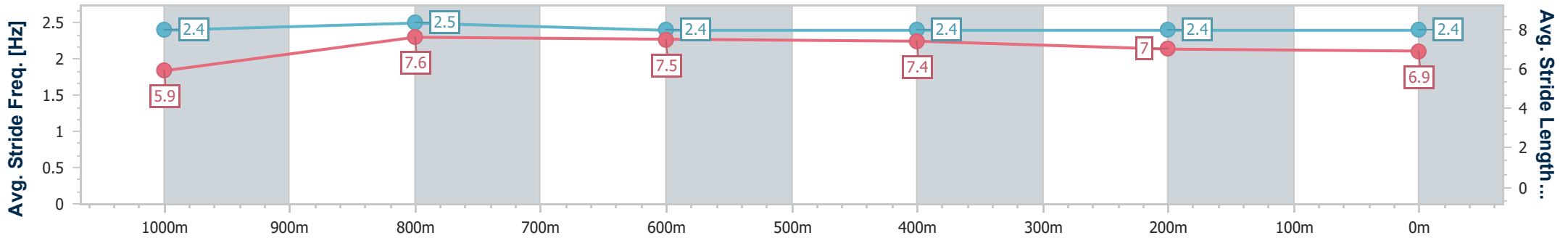
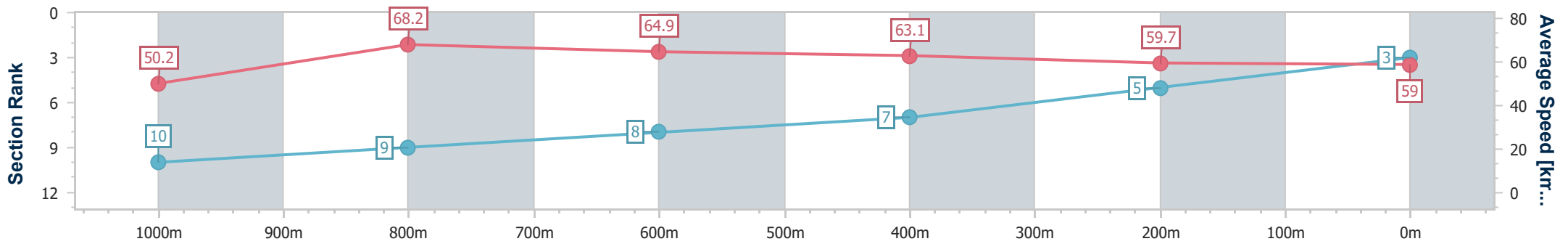
Horse/Jockey Name	Seeya Later Gater
Final Rank	3
Fastest Section Time (Section)	0:10.54 (1000m)
Top Speed [km/h] (Section)	69.1 (1000m)
Race State	Finished



Aquis Park Gold Coast Poly QLD Professional  
 Race 4: RAW METAL CORPORATION Maiden Plate - 1200m  
 10 February 2024 - 15:28  
 Track Rating: Synthetic, Weather: Overcast, Rail Position: True



Section	Overall	1000m	800m	600m	400m	200m
Section Times	1:11.87 [3] (0:14.36)	0:57.51 [10] (0:10.54)	0:46.97 [9] (0:11.09)	0:35.88 [8] (0:11.54)	0:24.34 [7] (0:12.07)	0:12.27 [5]
Average Speed [km/h]	50.2	68.2	64.9	63.1	59.7	59.0
Top Speed [km/h]	67.9	69.1	67.2	65.7	60.6	60.4
Avg. Dist. to Rail [m]	0.8	0.7	0.4	1.5	1.9	3.8
Avg. Stride Freq. [Hz]	2.4	2.5	2.4	2.4	2.4	2.4
Avg. Stride Length [m]	5.9	7.6	7.5	7.4	7.0	6.9



- [ ] Ranking at each section and finish
- .-.- No data available at this section
- NA No data available



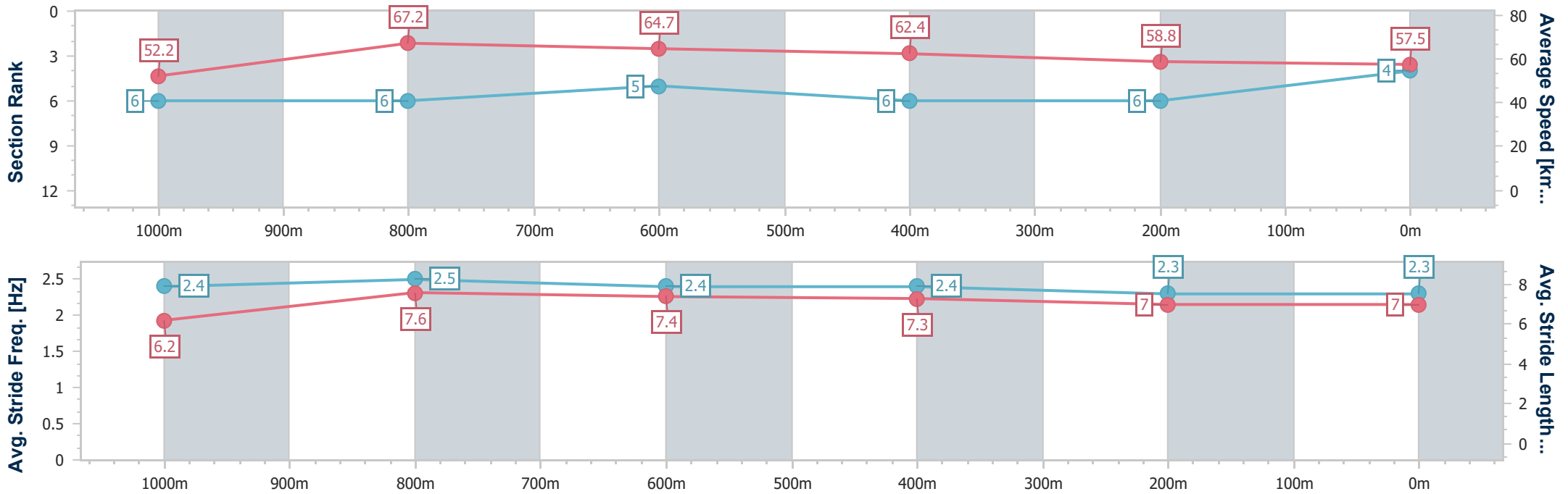
Horse/Jockey Name	Masonry Man
Final Rank	4
Fastest Section Time (Section)	0:10.80 (1000m)
Top Speed [km/h] (Section)	67.8 (1000m)
Race State	Finished



Aquis Park Gold Coast Poly QLD Professional  
 Race 4: RAW METAL CORPORATION Maiden Plate - 1200m  
 10 February 2024 - 15:28  
 Track Rating: Synthetic, Weather: Overcast, Rail Position: True



Section	Overall	1000m	800m	600m	400m	200m
Section Times	1:12.40 [4] (0:13.77)	0:58.63 [6] (0:10.80)	0:47.83 [6] (0:11.21)	0:36.62 [5] (0:11.67)	0:24.95 [6] (0:12.35)	0:12.60 [6] (0:12.60)
Average Speed [km/h]	52.2	67.2	64.7	62.4	58.8	57.5
Top Speed [km/h]	65.7	67.8	66.1	64.7	59.8	58.9
Avg. Dist. to Rail [m]	6.7	2.4	1.9	2.4	4.4	4.6
Avg. Stride Freq. [Hz]	2.4	2.5	2.4	2.4	2.3	2.3
Avg. Stride Length [m]	6.2	7.6	7.4	7.3	7.0	7.0



- [ ] Ranking at each section and finish
- .-.- No data available at this section
- NA No data available



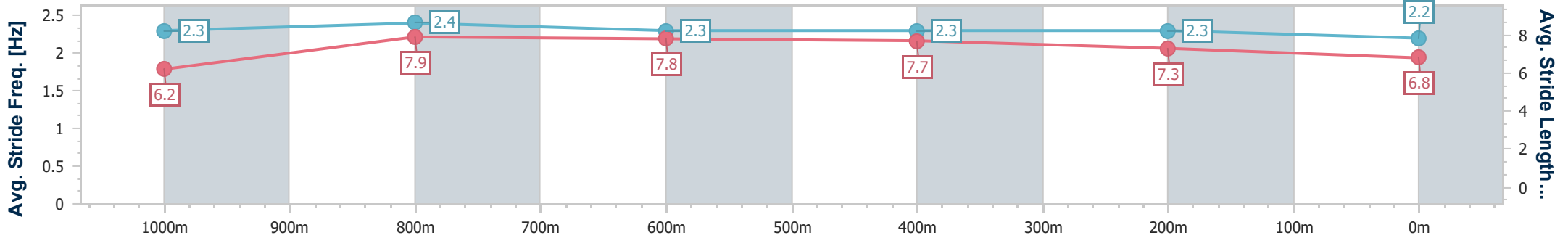
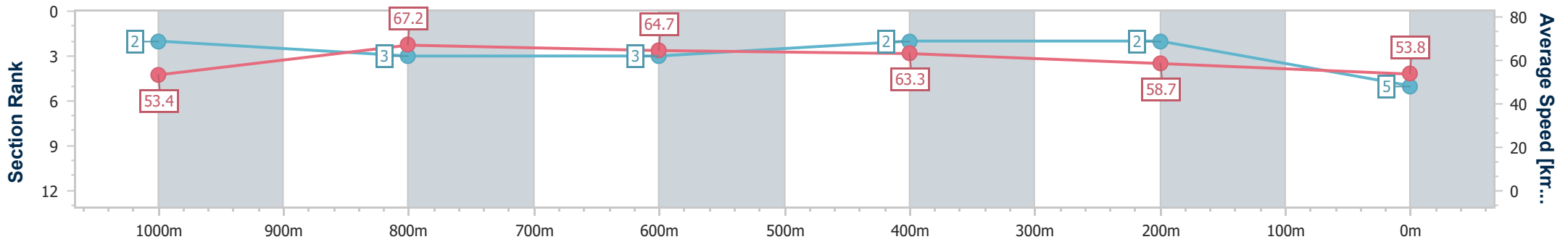
Horse/Jockey Name	Parchemin
Final Rank	5
Fastest Section Time (Section)	0:10.75 (1000m)
Top Speed [km/h] (Section)	68.8 (Overall)
Race State	Finished



Aquis Park Gold Coast Poly QLD Professional  
 Race 4: RAW METAL CORPORATION Maiden Plate - 1200m  
 10 February 2024 - 15:28  
 Track Rating: Synthetic, Weather: Overcast, Rail Position: True



Section	Overall	1000m	800m	600m	400m	200m
Section Times	1:12.41 [5] (0:13.50)	0:58.91 [2] (0:10.75)	0:48.16 [3] (0:11.18)	0:36.98 [3] (0:11.39)	0:25.59 [2] (0:12.25)	0:13.34 [2] (0:13.34)
Average Speed [km/h]	53.4	67.2	64.7	63.3	58.7	53.8
Top Speed [km/h]	68.8	68.1	65.7	65.2	60.5	56.6
Avg. Dist. to Rail [m]	0.7	0.6	1.2	0.6	0.8	1.4
Avg. Stride Freq. [Hz]	2.3	2.4	2.3	2.3	2.3	2.2
Avg. Stride Length [m]	6.2	7.9	7.8	7.7	7.3	6.8



- [ ] Ranking at each section and finish
- .-.- No data available at this section
- NA No data available



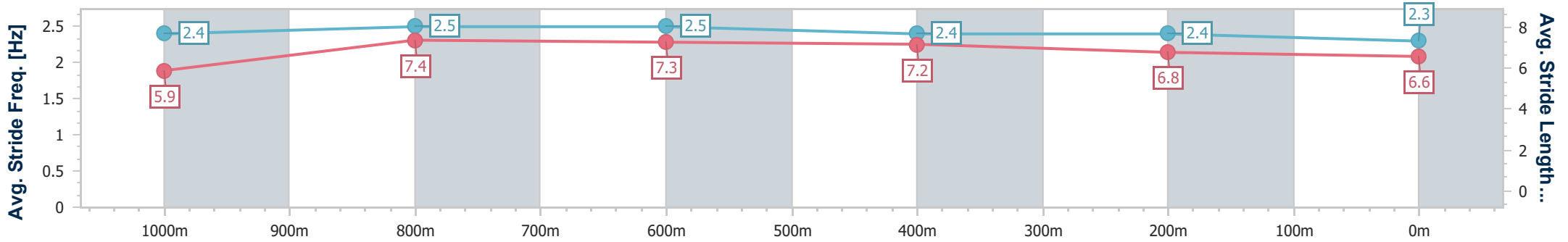
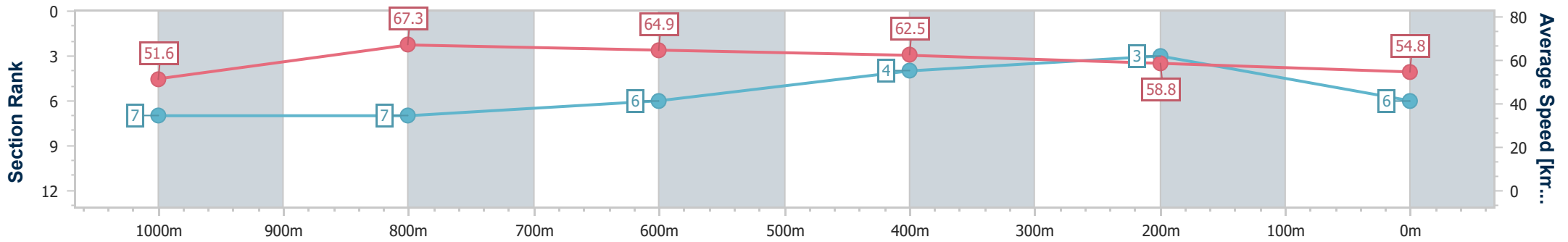
Horse/Jockey Name	Veralise
Final Rank	6
Fastest Section Time (Section)	0:10.67 (1000m)
Top Speed [km/h] (Section)	68.4 (1000m)
Race State	Finished



Aquis Park Gold Coast Poly QLD Professional  
 Race 4: RAW METAL CORPORATION Maiden Plate - 1200m  
 10 February 2024 - 15:28  
 Track Rating: Synthetic, Weather: Overcast, Rail Position: True



Section	Overall	1000m	800m	600m	400m	200m
Section Times	1:12.70 [6] (0:13.98)	0:58.72 [7] (0:10.67)	0:48.05 [7] (0:11.19)	0:36.86 [6] (0:11.45)	0:25.41 [4] (0:12.21)	0:13.20 [3] (0:13.20)
Average Speed [km/h]	51.6	67.3	64.9	62.5	58.8	54.8
Top Speed [km/h]	68.1	68.4	65.5	65.6	61.0	57.2
Avg. Dist. to Rail [m]	1.9	0.3	0.7	0.6	0.7	1.6
Avg. Stride Freq. [Hz]	2.4	2.5	2.5	2.4	2.4	2.3
Avg. Stride Length [m]	5.9	7.4	7.3	7.2	6.8	6.6



- [ ] Ranking at each section and finish
- .-.- No data available at this section
- NA No data available





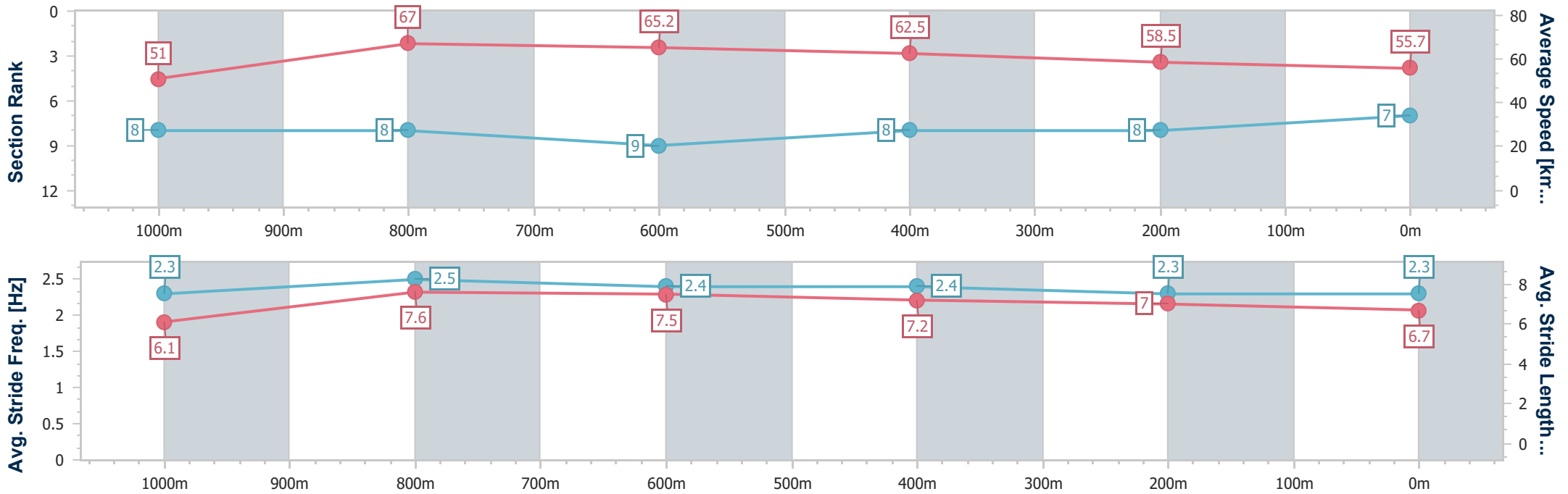
Horse/Jockey Name	Misty Gold
Final Rank	7
Fastest Section Time (Section)	0:10.80 (1000m)
Top Speed [km/h] (Section)	68.0 (1000m)
Race State	Finished



**Aquis Park Gold Coast Poly QLD Professional**  
**Race 4: RAW METAL CORPORATION Maiden Plate - 1200m**  
 10 February 2024 - 15:28  
 Track Rating: Synthetic, Weather: Overcast, Rail Position: True



Section	Overall	1000m	800m	600m	400m	200m
Section Times	1:13.09 [7] (0:14.09)	0:59.00 [8] (0:10.80)	0:48.20 [8] (0:11.18)	0:37.02 [9] (0:11.65)	0:25.37 [8] (0:12.39)	0:12.98 [8] (0:12.98)
Average Speed [km/h]	51.0	67.0	65.2	62.5	58.5	55.7
Top Speed [km/h]	67.1	68.0	65.9	65.3	59.8	56.9
Avg. Dist. to Rail [m]	6.1	1.9	2.1	2.3	2.4	2.6
Avg. Stride Freq. [Hz]	2.3	2.5	2.4	2.4	2.3	2.3
Avg. Stride Length [m]	6.1	7.6	7.5	7.2	7.0	6.7



- [ ] Ranking at each section and finish
- .-.- No data available at this section
- NA No data available



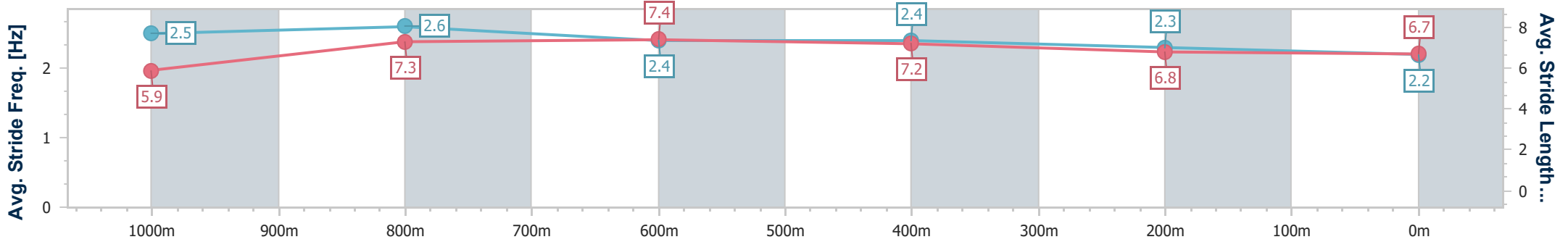
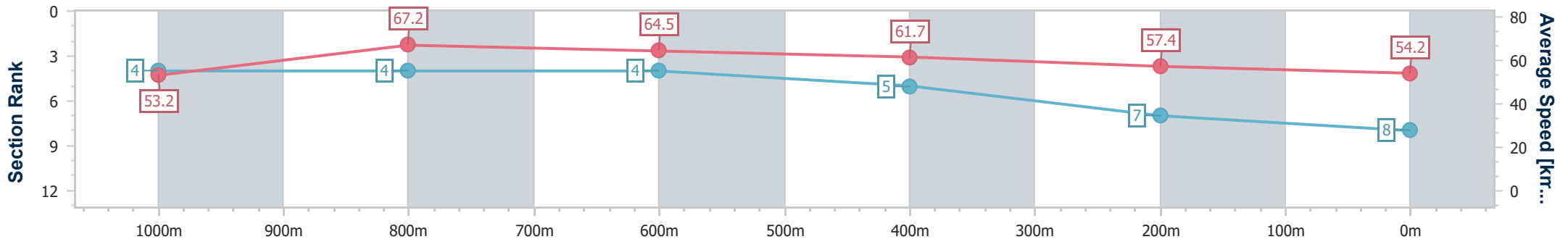
Horse/Jockey Name	Coco Jewel
Final Rank	8
Fastest Section Time (Section)	0:10.74 (1000m)
Top Speed [km/h] (Section)	68.7 (Overall)
Race State	Finished



Aquis Park Gold Coast Poly QLD Professional  
 Race 4: RAW METAL CORPORATION Maiden Plate - 1200m  
 10 February 2024 - 15:28  
 Track Rating: Synthetic, Weather: Overcast, Rail Position: True



Section	Overall	1000m	800m	600m	400m	200m
Section Times	1:13.24 [8] (0:13.58)	0:59.66 [4] (0:10.74)	0:48.92 [4] (0:11.26)	0:37.66 [4] (0:11.72)	0:25.94 [5] (0:12.58)	0:13.36 [7] (0:13.36)
Average Speed [km/h]	53.2	67.2	64.5	61.7	57.4	54.2
Top Speed [km/h]	68.7	68.4	65.9	64.4	59.0	56.3
Avg. Dist. to Rail [m]	2.9	2.0	1.6	1.6	3.1	3.8
Avg. Stride Freq. [Hz]	2.5	2.6	2.4	2.4	2.3	2.2
Avg. Stride Length [m]	5.9	7.3	7.4	7.2	6.8	6.7



- [ ] Ranking at each section and finish
- .-.- No data available at this section
- NA No data available



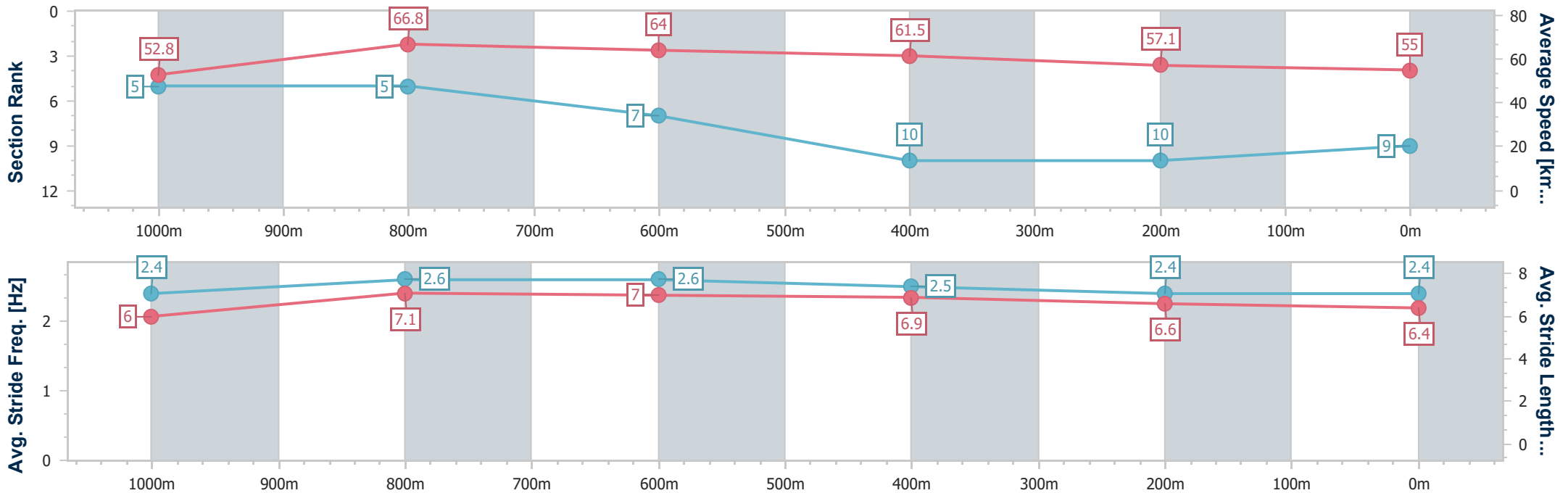
Horse/Jockey Name	Remomia
Final Rank	9
Fastest Section Time (Section)	0:10.84 (1000m)
Top Speed [km/h] (Section)	67.7 (1000m)
Race State	Finished



Aquis Park Gold Coast Poly QLD Professional  
 Race 4: RAW METAL CORPORATION Maiden Plate - 1200m  
 10 February 2024 - 15:28  
 Track Rating: Synthetic, Weather: Overcast, Rail Position: True



Section	Overall	1000m	800m	600m	400m	200m
Section Times	1:13.63 [9] (0:13.63)	1:00.00 [5] (0:10.84)	0:49.16 [5] (0:11.44)	0:37.72 [7] (0:11.88)	0:25.84 [10] (0:12.68)	0:13.16 [10] (0:13.16)
Average Speed [km/h]	52.8	66.8	64.0	61.5	57.1	55.0
Top Speed [km/h]	67.3	67.7	66.3	64.4	59.6	56.9
Avg. Dist. to Rail [m]	4.0	2.2	3.0	3.0	4.6	6.5
Avg. Stride Freq. [Hz]	2.4	2.6	2.6	2.5	2.4	2.4
Avg. Stride Length [m]	6.0	7.1	7.0	6.9	6.6	6.4



- [ ] Ranking at each section and finish
- .-.- No data available at this section
- NA No data available



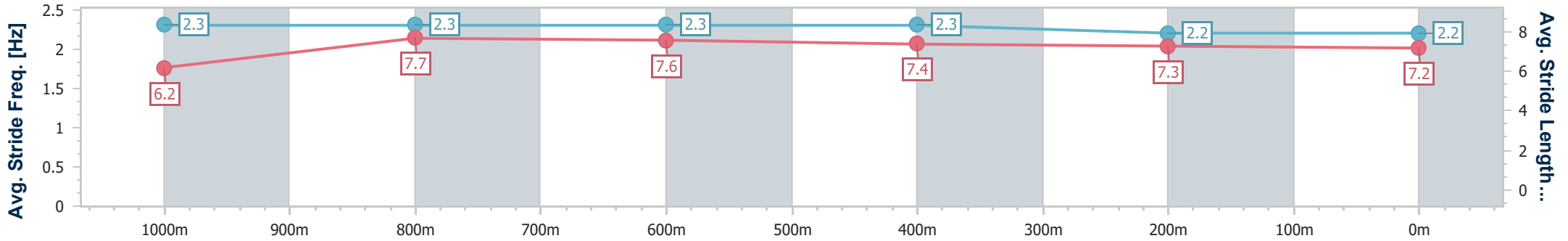
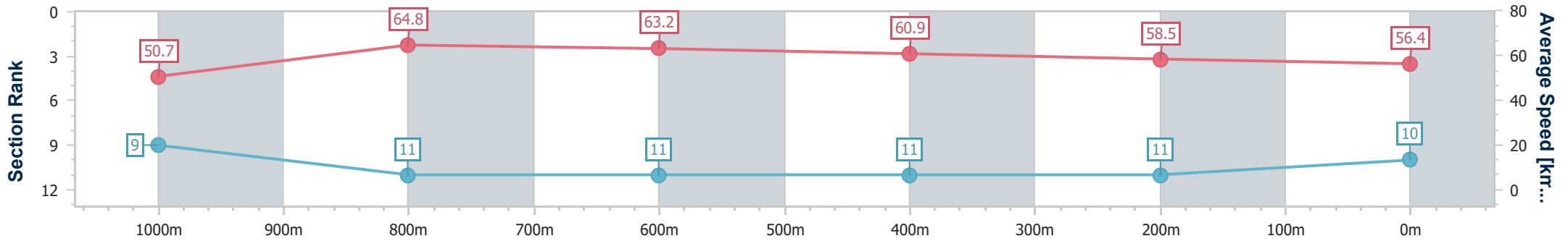
Horse/Jockey Name	Merlomann
Final Rank	10
Fastest Section Time (Section)	0:11.17 (1000m)
Top Speed [km/h] (Section)	65.7 (1000m)
Race State	Finished



Aquis Park Gold Coast Poly QLD Professional  
 Race 4: RAW METAL CORPORATION Maiden Plate - 1200m  
 10 February 2024 - 15:28  
 Track Rating: Synthetic, Weather: Overcast, Rail Position: True



Section	Overall	1000m	800m	600m	400m	200m
Section Times	1:14.11 [10] (0:14.24)	0:59.87 [9] (0:11.17)	0:48.70 [11] (0:11.57)	0:37.13 [11] (0:11.92)	0:25.21 [11] (0:12.34)	0:12.87 [11] (0:12.87)
Average Speed [km/h]	50.7	64.8	63.2	60.9	58.5	56.4
Top Speed [km/h]	64.7	65.7	64.3	62.6	58.9	58.1
Avg. Dist. to Rail [m]	7.0	3.3	2.8	2.5	2.5	6.4
Avg. Stride Freq. [Hz]	2.3	2.3	2.3	2.3	2.2	2.2
Avg. Stride Length [m]	6.2	7.7	7.6	7.4	7.3	7.2



- [ ] Ranking at each section and finish
- .-.- No data available at this section
- NA No data available



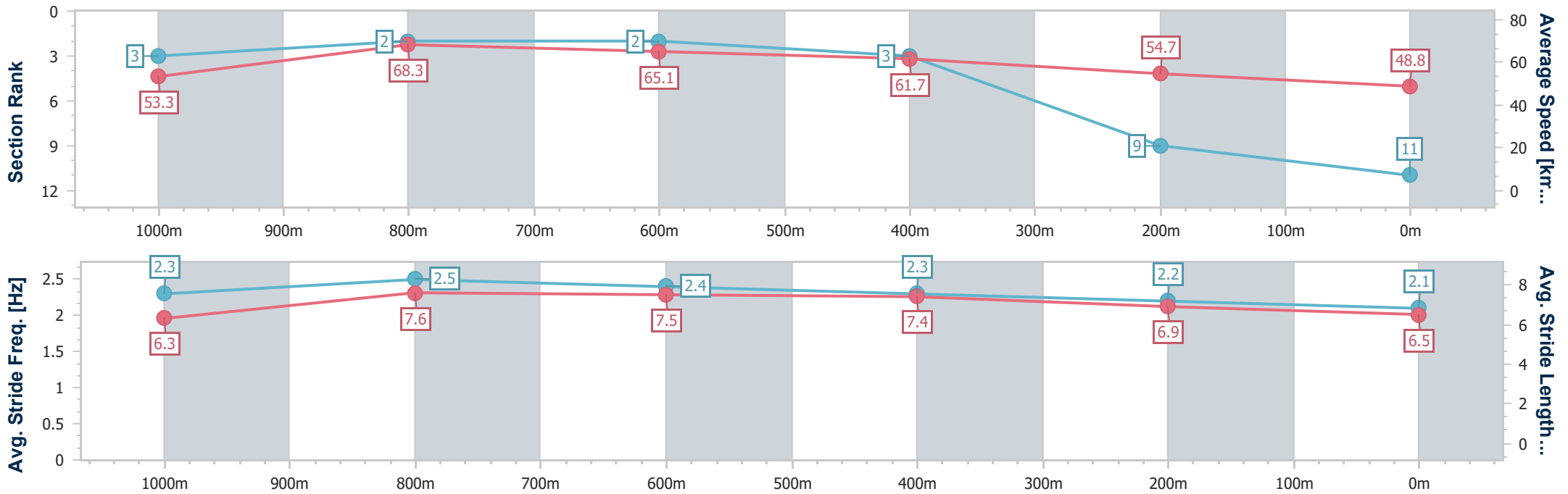
Horse/Jockey Name	Miss Santa
Final Rank	11
Fastest Section Time (Section)	0:10.61 (1000m)
Top Speed [km/h] (Section)	69.7 (1000m)
Race State	Finished



Aquis Park Gold Coast Poly QLD Professional  
 Race 4: RAW METAL CORPORATION Maiden Plate - 1200m  
 10 February 2024 - 15:28  
 Track Rating: Synthetic, Weather: Overcast, Rail Position: True



Section	Overall	1000m	800m	600m	400m	200m
Section Times	1:15.07 [11] (0:13.51)	1:01.56 [3] (0:10.61)	0:50.95 [2] (0:11.16)	0:39.79 [2] (0:11.87)	0:27.92 [3] (0:13.18)	0:14.74 [9] (0:14.74)
Average Speed [km/h]	53.3	68.3	65.1	61.7	54.7	48.8
Top Speed [km/h]	69.0	69.7	66.9	64.7	58.2	51.7
Avg. Dist. to Rail [m]	8.1	2.4	2.1	3.1	1.6	3.4
Avg. Stride Freq. [Hz]	2.3	2.5	2.4	2.3	2.2	2.1
Avg. Stride Length [m]	6.3	7.6	7.5	7.4	6.9	6.5



- [ ] Ranking at each section and finish
- .-.- No data available at this section
- NA No data available