



# Doomben QLD Professional

## Race 1: GALLOPERS SPORTS CLUB QTIS Two-Year-Old Handicap - 1110m

10 February 2024 - 12:14



BRISBANE  
RACING CLUB

Track Rating: Soft 6, Weather: Fine, Rail Position: +0.5m Entire

Section		Overall	1000m	800m	600m	400m	200m	Last 600m					
Field Times		1:06.93 (0:08.34)	0:58.59 (0:11.49)	0:47.10 (0:12.49)	0:34.61 (0:12.19)	0:22.42 (0:10.89)	0:11.53 (0:11.53)	0:34.61					
Rank	TAB Horse/Jockey	Barrier	Top Speed [km/h]	Fastest Section							Margin	Distance Travelled [m]	
1	5 MISS BUSSLINGER Andrew Mallyon	5	67.6 400m	0:08.54 Overall	1:06.93 [1] (0:08.54)	0:58.39 [3] (0:11.51)	0:46.88 [4] (0:12.57)	0:34.31 [4] (0:11.89)	0:22.42 [1] (0:10.89)	0:11.53 [1] (0:11.53)	1:06.93	0:34.31	
2	4 FIELDS AMOUR Samantha Collett	8	68.0 400m	0:08.34 Overall	1:07.14 [2] (0:08.34)	0:58.80 [1] (0:11.49)	0:47.31 [1] (0:12.49)	0:34.82 [1] (0:12.20)	0:22.62 [2] (0:10.90)	0:11.72 [2] (0:11.72)	1.21L	0:34.82	-4
3	6 EXCEEDAQA Michael Rodd	4	66.5 400m	0:08.51 Overall	1:07.26 [3] (0:08.51)	0:58.75 [2] (0:11.41)	0:47.34 [2] (0:12.54)	0:34.80 [2] (0:12.08)	0:22.72 [3] (0:11.05)	0:11.67 [3] (0:11.67)	1.92L	0:34.80	-2
4	3 SUJEED James Orman	1	66.3 400m	0:08.67 Overall	1:07.40 [4] (0:08.67)	0:58.73 [4] (0:11.33)	0:47.40 [3] (0:12.62)	0:34.78 [3] (0:12.00)	0:22.78 [4] (0:11.05)	0:11.73 [4] (0:11.73)	2.72L	0:34.78	-5
5	1 AIKAU Boris Thornton	6	67.2 400m	0:08.80 Overall	1:07.41 [5] (0:08.80)	0:58.61 [5] (0:11.46)	0:47.15 [5] (0:12.63)	0:34.52 [6] (0:11.89)	0:22.63 [5] (0:10.93)	0:11.70 [5] (0:11.70)	2.78L	0:34.52	+1
6	7 MISHANI BURN Jim Byrne	7	65.7 400m	0:09.14 Overall	1:07.89 [6] (0:09.14)	0:58.75 [7] (0:11.29)	0:47.46 [7] (0:12.76)	0:34.70 [7] (0:12.11)	0:22.59 [7] (0:11.06)	0:11.53 [7] (0:11.53)	5.64L	0:34.70	+1
7	2 MARSEILLE Madeleine Wishart	3	65.3 1000m	0:08.87 Overall	1:07.93 [7] (0:08.87)	0:59.06 [6] (0:11.46)	0:47.60 [6] (0:12.53)	0:35.07 [5] (0:11.97)	0:23.10 [6] (0:11.26)	0:11.84 [6] (0:11.84)	5.83L	0:35.07	-4

Scratched: She's Pushy (#8)



Horse/Jockey Name	Miss Busslinger
Final Rank	1
Fastest Section Time (Section)	0:08.54 (Overall)
Top Speed [km/h] (Section)	67.6 (400m)
Race State	Finished

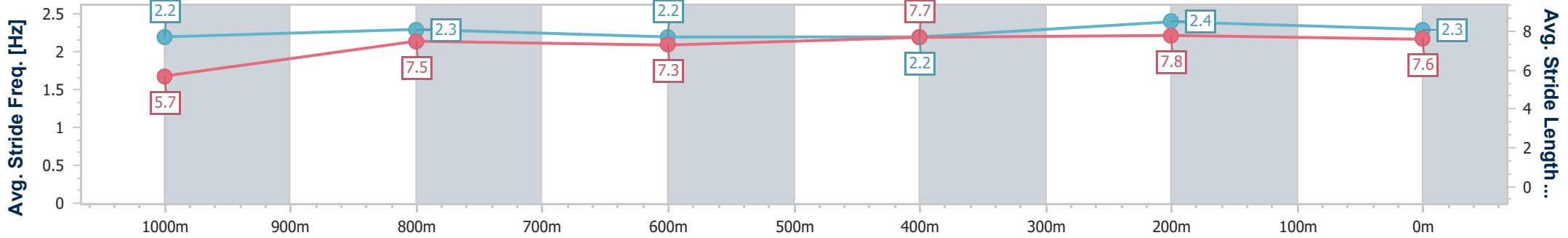
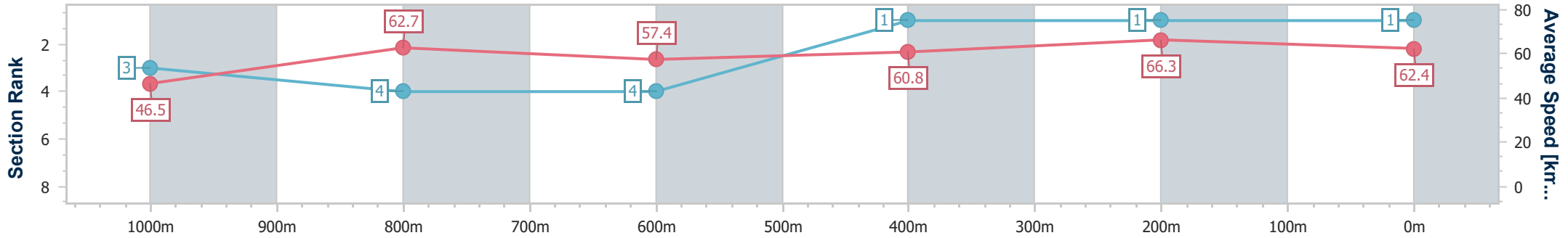


**Doomben QLD Professional**  
**Race 1: GALLOPERS SPORTS CLUB QTIS Two-Year-Old Handicap - 1110m**  
 10 February 2024 - 12:14  
 Track Rating: Soft 6, Weather: Fine, Rail Position: +0.5m Entire



BRISBANE  
RACING CLUB

Section	Overall	1000m	800m	600m	400m	200m
Section Times	1:06.93 [1] (0:08.54)	0:58.39 [3] (0:11.51)	0:46.88 [4] (0:12.57)	0:34.31 [4] (0:11.89)	0:22.42 [1] (0:10.89)	0:11.53 [1] (0:11.53)
Average Speed [km/h]	46.5	62.7	57.4	60.8	66.3	62.4
Top Speed [km/h]	64.5	64.7	58.7	64.8	67.6	65.8
Avg. Dist. to Rail [m]	5.1	1.9	0.8	0.6	0.8	1.0
Avg. Stride Freq. [Hz]	2.2	2.3	2.2	2.2	2.4	2.3
Avg. Stride Length [m]	5.7	7.5	7.3	7.7	7.8	7.6



- [ ] Ranking at each section and finish
- .-.-.- No data available at this section
- NA No data available



Horse/Jockey Name	Fields Amour
Final Rank	2
Fastest Section Time (Section)	0:08.34 (Overall)
Top Speed [km/h] (Section)	68.0 (400m)
Race State	Finished

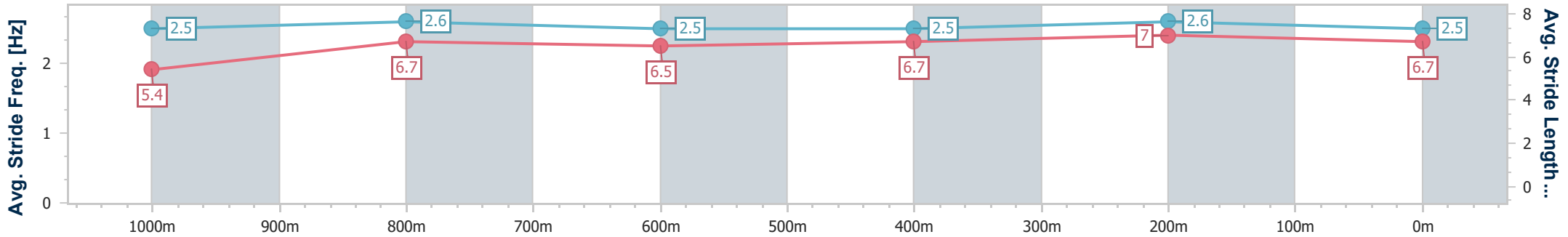
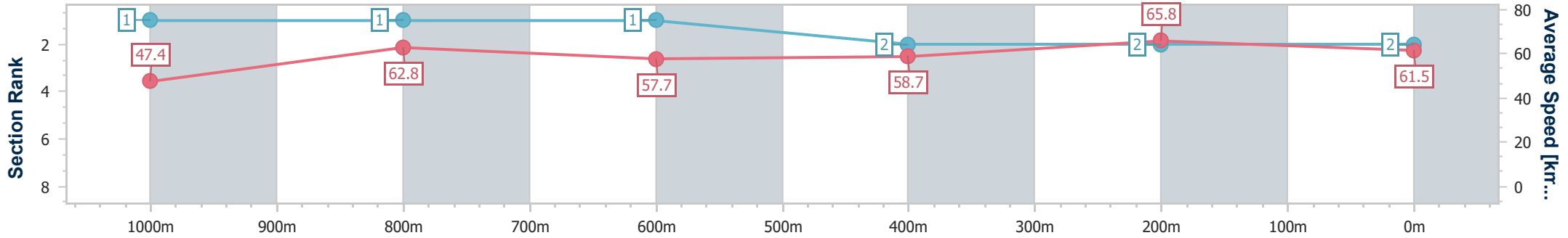


**Doomben QLD Professional**  
**Race 1: GALLOPERS SPORTS CLUB QTIS Two-Year-Old Handicap - 1110m**  
 10 February 2024 - 12:14  
 Track Rating: Soft 6, Weather: Fine, Rail Position: +0.5m Entire



BRISBANE  
RACING CLUB

Section	Overall	1000m	800m	600m	400m	200m
Section Times	1:07.14 [2] (0:08.34)	0:58.80 [1] (0:11.49)	0:47.31 [1] (0:12.49)	0:34.82 [1] (0:12.20)	0:22.62 [2] (0:10.90)	0:11.72 [2] (0:11.72)
Average Speed [km/h]	47.4	62.8	57.7	58.7	65.8	61.5
Top Speed [km/h]	65.0	65.5	59.0	62.6	68.0	65.9
Avg. Dist. to Rail [m]	5.5	0.2	0.5	1.1	2.0	2.4
Avg. Stride Freq. [Hz]	2.5	2.6	2.5	2.5	2.6	2.5
Avg. Stride Length [m]	5.4	6.7	6.5	6.7	7.0	6.7



- [ ] Ranking at each section and finish
- .-.- No data available at this section
- NA No data available



Horse/Jockey Name	Exceedaqa
Final Rank	3
Fastest Section Time (Section)	0:08.51 (Overall)
Top Speed [km/h] (Section)	66.5 (400m)
Race State	Finished

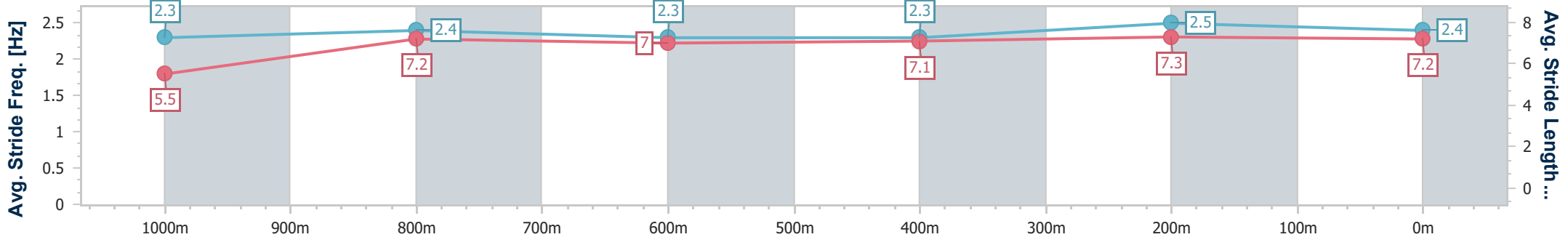
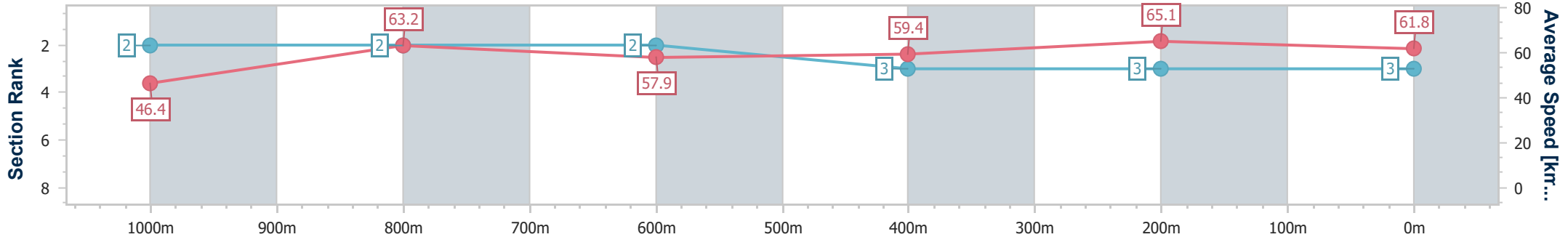


**Doomben QLD Professional**  
**Race 1: GALLOPERS SPORTS CLUB QTIS Two-Year-Old Handicap - 1110m**  
 10 February 2024 - 12:14  
 Track Rating: Soft 6, Weather: Fine, Rail Position: +0.5m Entire



BRISBANE  
RACING CLUB

Section	Overall	1000m	800m	600m	400m	200m
Section Times	1:07.26 [3] (0:08.51)	0:58.75 [2] (0:11.41)	0:47.34 [2] (0:12.54)	0:34.80 [2] (0:12.08)	0:22.72 [3] (0:11.05)	0:11.67 [3] (0:11.67)
Average Speed [km/h]	46.4	63.2	57.9	59.4	65.1	61.8
Top Speed [km/h]	65.3	66.1	58.6	64.1	66.5	63.9
Avg. Dist. to Rail [m]	4.0	2.0	0.9	0.4	0.8	0.8
Avg. Stride Freq. [Hz]	2.3	2.4	2.3	2.3	2.5	2.4
Avg. Stride Length [m]	5.5	7.2	7.0	7.1	7.3	7.2



- [ ] Ranking at each section and finish
- .-.- No data available at this section
- NA No data available



Horse/Jockey Name	Sujeed
Final Rank	4
Fastest Section Time (Section)	0:08.67 (Overall)
Top Speed [km/h] (Section)	66.3 (400m)
Race State	Finished



**Doomben QLD Professional**  
**Race 1: GALLOPERS SPORTS CLUB QTIS Two-Year-Old Handicap - 1110m**

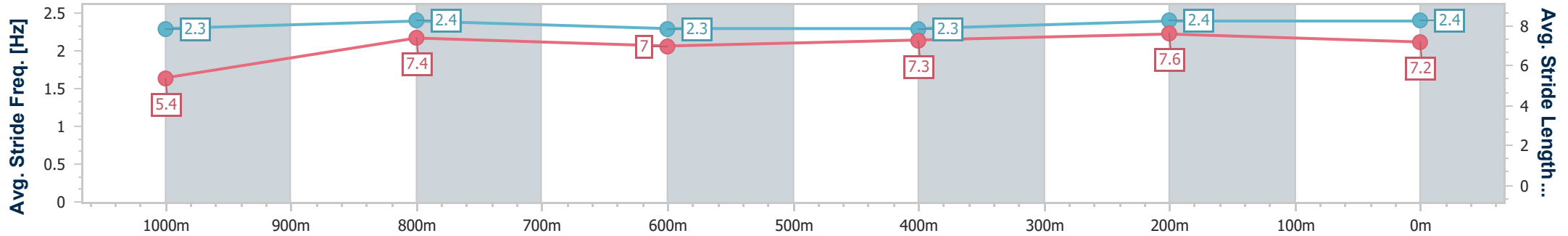
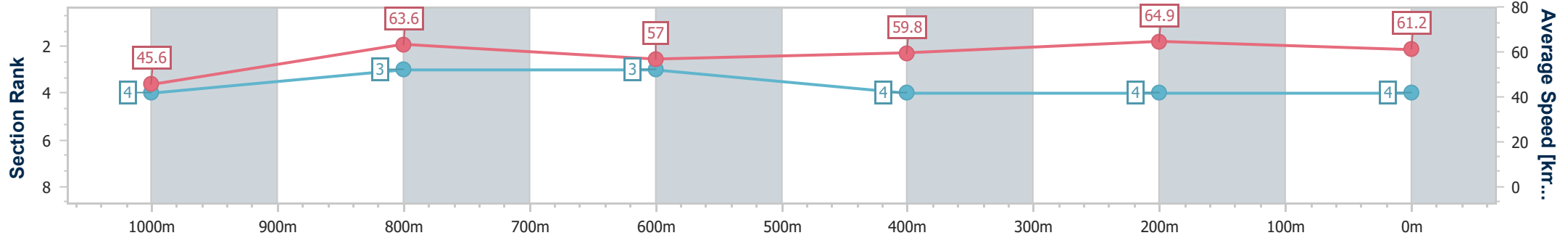
10 February 2024 - 12:14

Track Rating: Soft 6, Weather: Fine, Rail Position: +0.5m Entire



BRISBANE  
RACING CLUB

Section	Overall	1000m	800m	600m	400m	200m
Section Times	1:07.40 [4] (0:08.67)	0:58.73 [4] (0:11.33)	0:47.40 [3] (0:12.62)	0:34.78 [3] (0:12.00)	0:22.78 [4] (0:11.05)	0:11.73 [4] (0:11.73)
Average Speed [km/h]	45.6	63.6	57.0	59.8	64.9	61.2
Top Speed [km/h]	64.2	65.7	59.4	62.5	66.3	64.3
Avg. Dist. to Rail [m]	1.7	0.4	0.3	1.2	2.0	2.1
Avg. Stride Freq. [Hz]	2.3	2.4	2.3	2.3	2.4	2.4
Avg. Stride Length [m]	5.4	7.4	7.0	7.3	7.6	7.2



- [ ] Ranking at each section and finish
- .-.- No data available at this section
- NA No data available



Horse/Jockey Name	Aikau
Final Rank	5
Fastest Section Time (Section)	0:08.80 (Overall)
Top Speed [km/h] (Section)	67.2 (400m)
Race State	Finished

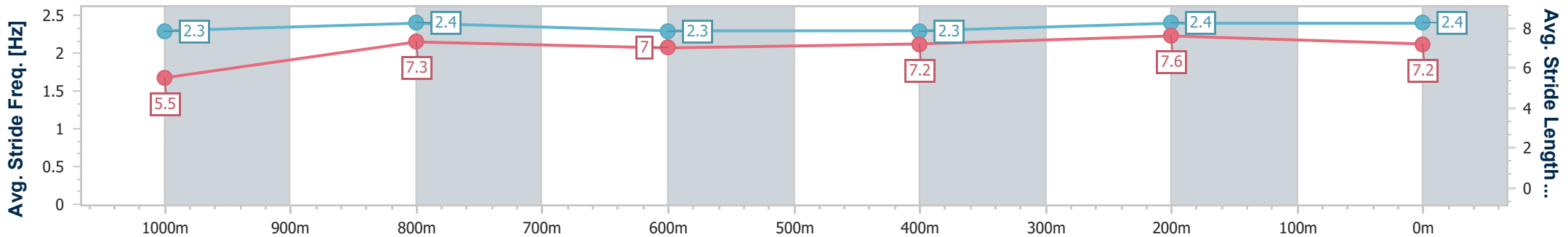
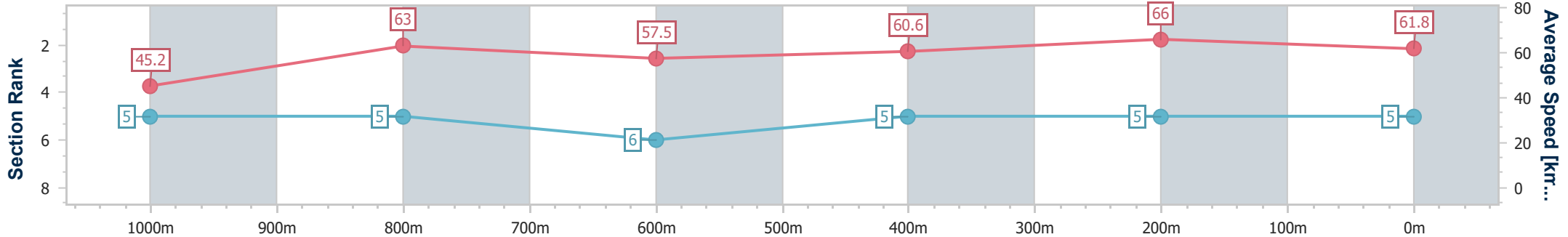


**Doomben QLD Professional**  
**Race 1: GALLOPERS SPORTS CLUB QTIS Two-Year-Old Handicap - 1110m**  
 10 February 2024 - 12:14  
 Track Rating: Soft 6, Weather: Fine, Rail Position: +0.5m Entire



BRISBANE  
RACING CLUB

Section	Overall	1000m	800m	600m	400m	200m
Section Times	1:07.41 [5] (0:08.80)	0:58.61 [5] (0:11.46)	0:47.15 [5] (0:12.63)	0:34.52 [6] (0:11.89)	0:22.63 [5] (0:10.93)	0:11.70 [5] (0:11.70)
Average Speed [km/h]	45.2	63.0	57.5	60.6	66.0	61.8
Top Speed [km/h]	61.3	65.1	59.6	65.8	67.2	66.3
Avg. Dist. to Rail [m]	5.5	2.1	1.6	0.8	1.4	2.1
Avg. Stride Freq. [Hz]	2.3	2.4	2.3	2.3	2.4	2.4
Avg. Stride Length [m]	5.5	7.3	7.0	7.2	7.6	7.2



- [ ] Ranking at each section and finish
- .-.- No data available at this section
- NA No data available



Horse/Jockey Name	Mishani Burn
Final Rank	6
Fastest Section Time (Section)	0:09.14 (Overall)
Top Speed [km/h] (Section)	65.7 (400m)
Race State	Finished

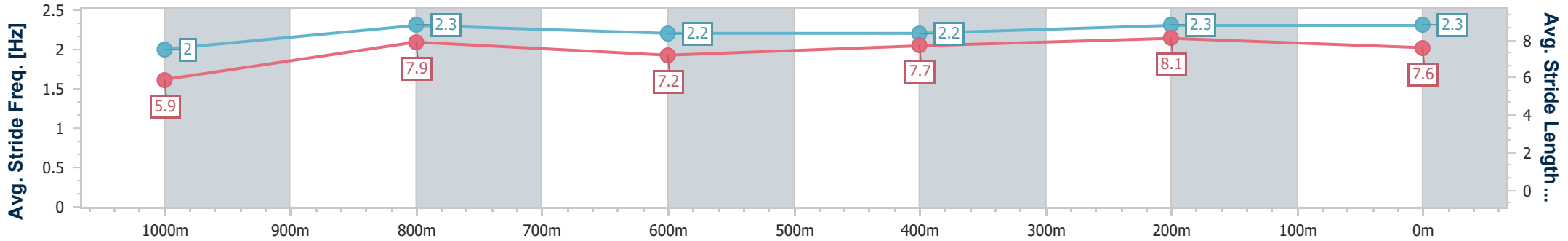
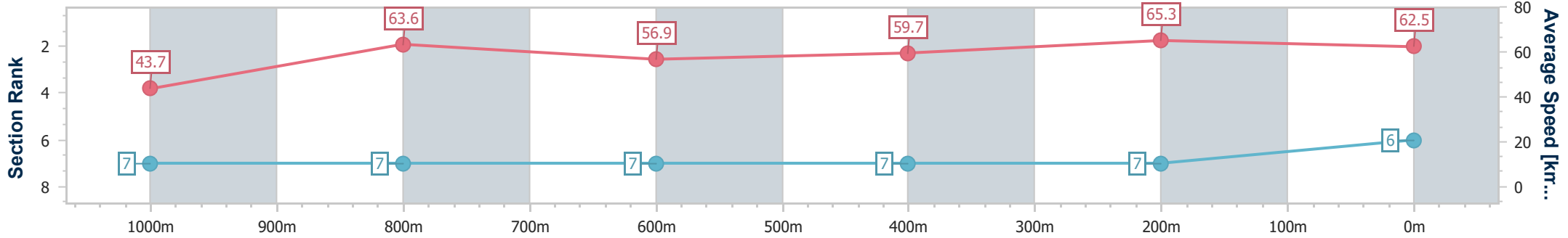


**Doomben QLD Professional**  
**Race 1: GALLOPERS SPORTS CLUB QTIS Two-Year-Old Handicap - 1110m**  
 10 February 2024 - 12:14  
 Track Rating: Soft 6, Weather: Fine, Rail Position: +0.5m Entire



BRISBANE  
RACING CLUB

Section	Overall	1000m	800m	600m	400m	200m
Section Times	1:07.89 [6] (0:09.14)	0:58.75 [7] (0:11.29)	0:47.46 [7] (0:12.76)	0:34.70 [7] (0:12.11)	0:22.59 [7] (0:11.06)	0:11.53 [7] (0:11.53)
Average Speed [km/h]	43.7	63.6	56.9	59.7	65.3	62.5
Top Speed [km/h]	63.3	65.2	62.3	63.9	65.7	65.1
Avg. Dist. to Rail [m]	4.9	0.7	1.9	1.4	1.2	1.6
Avg. Stride Freq. [Hz]	2.0	2.3	2.2	2.2	2.3	2.3
Avg. Stride Length [m]	5.9	7.9	7.2	7.7	8.1	7.6



- [ ] Ranking at each section and finish
- .-.- No data available at this section
- NA No data available



Horse/Jockey Name	Marseille
Final Rank	7
Fastest Section Time (Section)	0:08.87 (Overall)
Top Speed [km/h] (Section)	65.3 (1000m)
Race State	Finished



**Doomben QLD Professional**  
**Race 1: GALLOPERS SPORTS CLUB QTIS Two-Year-Old Handicap - 1110m**

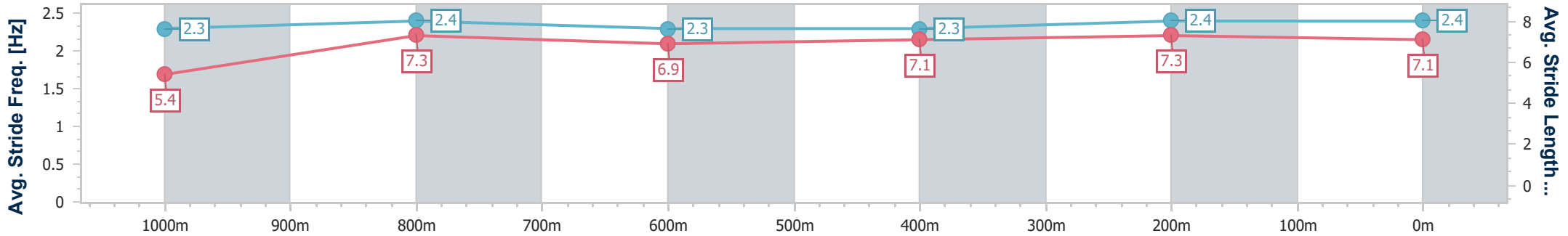
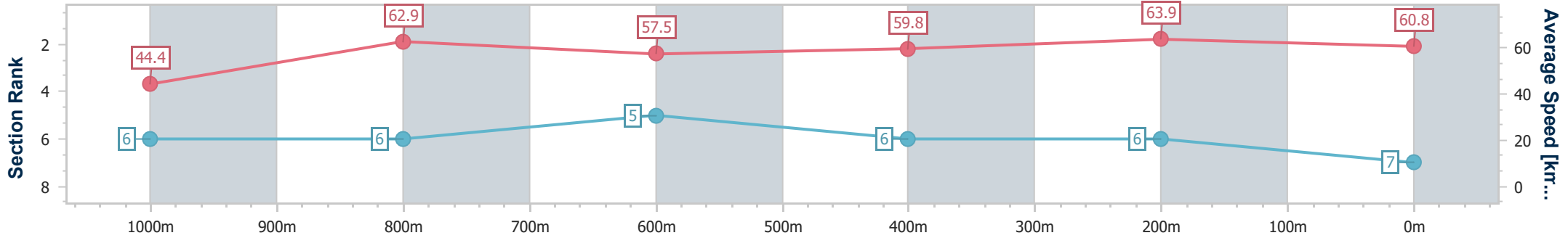
10 February 2024 - 12:14

Track Rating: Soft 6, Weather: Fine, Rail Position: +0.5m Entire



BRISBANE RACING CLUB

Section	Overall	1000m	800m	600m	400m	200m
Section Times	1:07.93 [7] (0:08.87)	0:59.06 [6] (0:11.46)	0:47.60 [6] (0:12.53)	0:35.07 [5] (0:11.97)	0:23.10 [6] (0:11.26)	0:11.84 [6] (0:11.84)
Average Speed [km/h]	44.4	62.9	57.5	59.8	63.9	60.8
Top Speed [km/h]	61.9	65.3	61.0	62.9	65.2	61.8
Avg. Dist. to Rail [m]	3.2	0.7	0.3	0.8	0.8	1.2
Avg. Stride Freq. [Hz]	2.3	2.4	2.3	2.3	2.4	2.4
Avg. Stride Length [m]	5.4	7.3	6.9	7.1	7.3	7.1



- [ ] Ranking at each section and finish
- .-.- No data available at this section
- NA No data available