



Doomben QLD Professional
Race 2: RACECOURSE VILLAGE QTIS Three-Year-Old Handicap -
Weights raised 0.5kg - 1200m
10 February 2024 - 12:49



Track Rating: Soft 6, Weather: Fine, Rail Position: +0.5m Entire

Section		Overall	1000m	800m	600m	400m	200m	Last 600m					
Field Times		1:10.77 (0:13.47)	0:57.30 (0:11.15)	0:46.15 (0:11.67)	0:34.48 (0:11.79)	0:22.69 (0:11.12)	0:11.57 (0:11.57)	0:34.48					
Rank	TAB Horse/Jockey	Barrier	Top Speed [km/h]	Fastest Section							Margin	Distance Travelled [m]	
1	2 FUKUBANA James Orman	3	67.3 400m	0:11.00 400m	1:10.77 [1] (0:14.06)	0:56.71 [5] (0:11.15)	0:45.56 [6] (0:11.51)	0:34.05 [5] (0:11.56)	0:22.49 [4] (0:11.00)	0:11.49 [2] (0:11.49)	1:10.77	0:34.05	
2	4 VINDICTA Angela Jones	5	67.4 Overall	0:11.11 400m	1:10.98 [2] (0:13.47)	0:57.51 [1] (0:11.26)	0:46.25 [2] (0:11.63)	0:34.62 [2] (0:11.73)	0:22.89 [2] (0:11.11)	0:11.78 [1] (0:11.78)	1.28L	0:34.62	-2
3	5 SHADOWEN Jim Byrne	7	67.0 1000m	0:11.07 1000m	1:11.47 [3] (0:14.13)	0:57.34 [6] (0:11.07)	0:46.27 [5] (0:11.60)	0:34.67 [6] (0:11.51)	0:23.16 [5] (0:11.14)	0:12.02 [3] (0:12.02)	4.13L	0:34.67	-4
4	1 MISHANI GANGSTER Tahlia Fenlon	1	66.0 1000m	0:11.23 1000m	1:11.64 [4] (0:13.75)	0:57.89 [3] (0:11.23)	0:46.66 [3] (0:11.60)	0:35.06 [3] (0:11.65)	0:23.41 [3] (0:11.38)	0:12.03 [5] (0:12.03)	5.16L	0:35.06	-3
5	3 MORE THAN A STAR Justin Huxtable	4	67.2 1000m	0:11.21 400m	1:11.75 [5] (0:13.80)	0:57.95 [4] (0:11.23)	0:46.72 [4] (0:11.68)	0:35.04 [4] (0:11.61)	0:23.43 [6] (0:11.21)	0:12.22 [4] (0:12.22)	5.81L	0:35.04	+0
6	7 WATCHGUARD Cejay Graham	2	67.1 1000m	0:11.09 1000m	1:12.76 [6] (0:13.53)	0:59.23 [2] (0:11.09)	0:48.14 [1] (0:11.67)	0:36.47 [1] (0:11.79)	0:24.68 [1] (0:11.63)	0:13.05 [6] (0:13.05)	11.74L	0:36.47	-2

Scratched: Platinum Lies (#8), Laydownlily (#6)

[] Ranking at each section and finish
 -:-:- No data available at this section
 NA No data available

SCN Saddle cloth number
 DNF Did not finish
 DNT Did not track



Horse/Jockey Name	Fukubana
Final Rank	1
Fastest Section Time (Section)	0:11.00 (400m)
Top Speed [km/h] (Section)	67.3 (400m)
Race State	Finished



Doomben QLD Professional
Race 2: RACECOURSE VILLAGE QTIS Three-Year-Old
Handicap - Weights raised 0.5kg - 1200m

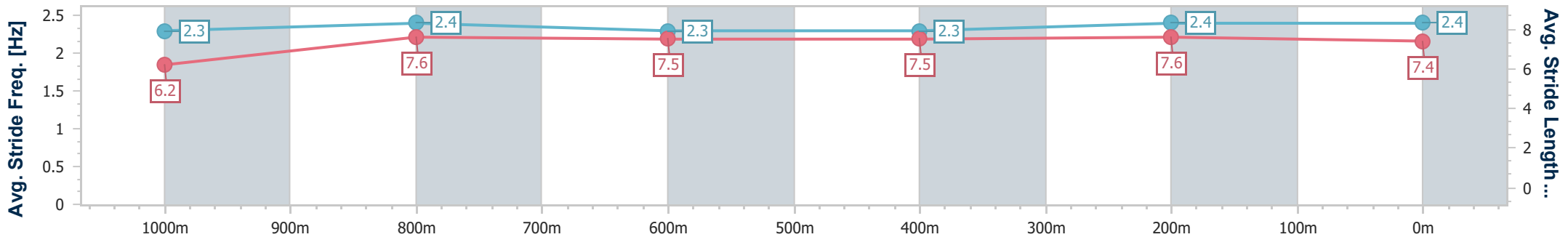
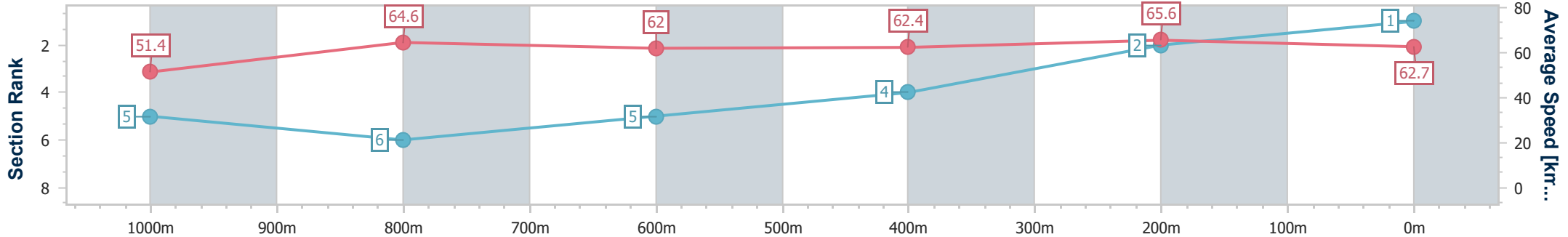
10 February 2024 - 12:49

Track Rating: Soft 6, Weather: Fine, Rail Position: +0.5m Entire



BRISBANE
RACING CLUB

Section	Overall	1000m	800m	600m	400m	200m
Section Times	1:10.77 [1] (0:14.06)	0:56.71 [5] (0:11.15)	0:45.56 [6] (0:11.51)	0:34.05 [5] (0:11.56)	0:22.49 [4] (0:11.00)	0:11.49 [2] (0:11.49)
Average Speed [km/h]	51.4	64.6	62.0	62.4	65.6	62.7
Top Speed [km/h]	66.3	66.4	63.5	64.6	67.3	65.5
Avg. Dist. to Rail [m]	3.5	0.9	1.3	0.8	2.2	1.4
Avg. Stride Freq. [Hz]	2.3	2.4	2.3	2.3	2.4	2.4
Avg. Stride Length [m]	6.2	7.6	7.5	7.5	7.6	7.4



- [] Ranking at each section and finish
- .-.- No data available at this section
- NA No data available



Horse/Jockey Name	Vindicta
Final Rank	2
Fastest Section Time (Section)	0:11.11 (400m)
Top Speed [km/h] (Section)	67.4 (Overall)
Race State	Finished



Doomben QLD Professional
Race 2: RACECOURSE VILLAGE QTIS Three-Year-Old
Handicap - Weights raised 0.5kg - 1200m

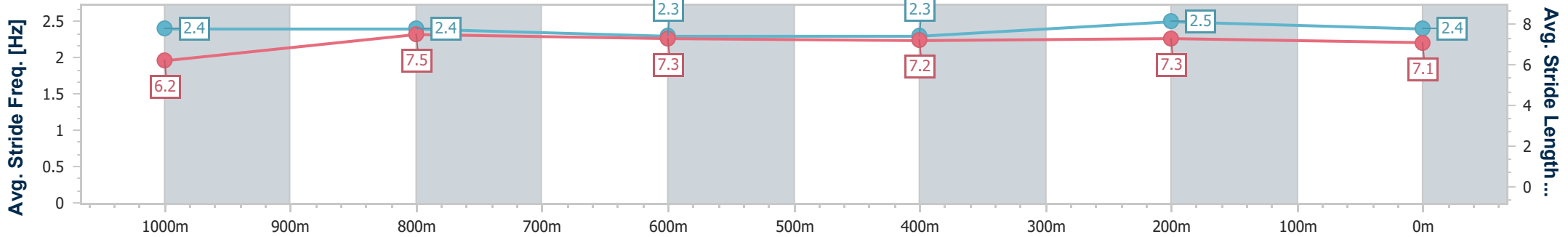
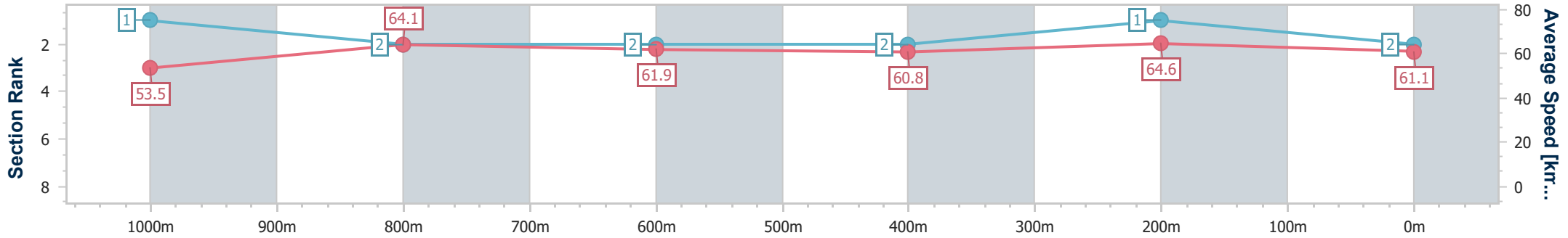
10 February 2024 - 12:49

Track Rating: Soft 6, Weather: Fine, Rail Position: +0.5m Entire



BRISBANE
RACING CLUB

Section	Overall	1000m	800m	600m	400m	200m
Section Times	1:10.98 [2] (0:13.47)	0:57.51 [1] (0:11.26)	0:46.25 [2] (0:11.63)	0:34.62 [2] (0:11.73)	0:22.89 [2] (0:11.11)	0:11.78 [1] (0:11.78)
Average Speed [km/h]	53.5	64.1	61.9	60.8	64.6	61.1
Top Speed [km/h]	67.4	66.5	62.8	62.4	65.5	64.2
Avg. Dist. to Rail [m]	4.8	1.2	0.6	1.3	0.7	0.3
Avg. Stride Freq. [Hz]	2.4	2.4	2.3	2.3	2.5	2.4
Avg. Stride Length [m]	6.2	7.5	7.3	7.2	7.3	7.1



- [] Ranking at each section and finish
- .-.- No data available at this section
- NA No data available



Horse/Jockey Name	Shadowen
Final Rank	3
Fastest Section Time (Section)	0:11.07 (1000m)
Top Speed [km/h] (Section)	67.0 (1000m)
Race State	Finished



Doomben QLD Professional
Race 2: RACECOURSE VILLAGE QTIS Three-Year-Old
Handicap - Weights raised 0.5kg - 1200m

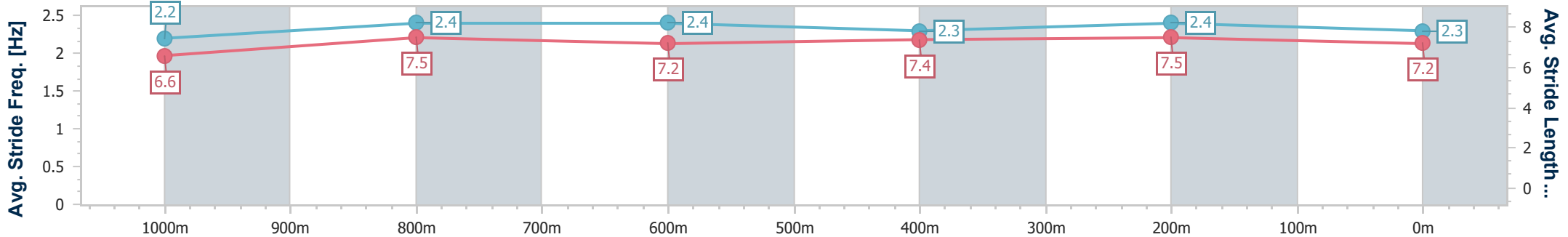
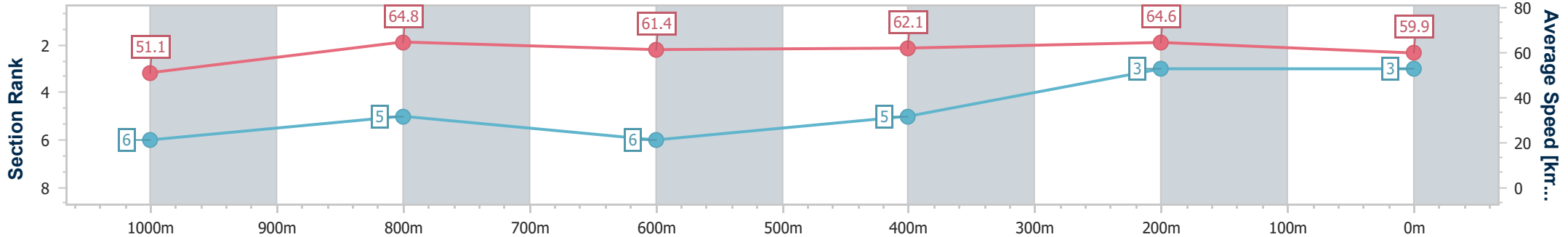
10 February 2024 - 12:49

Track Rating: Soft 6, Weather: Fine, Rail Position: +0.5m Entire



BRISBANE
RACING CLUB

Section	Overall	1000m	800m	600m	400m	200m
Section Times	1:11.47 [3] (0:14.13)	0:57.34 [6] (0:11.07)	0:46.27 [5] (0:11.60)	0:34.67 [6] (0:11.51)	0:23.16 [5] (0:11.14)	0:12.02 [3] (0:12.02)
Average Speed [km/h]	51.1	64.8	61.4	62.1	64.6	59.9
Top Speed [km/h]	65.6	67.0	62.7	63.2	65.3	63.3
Avg. Dist. to Rail [m]	4.1	1.2	1.5	1.5	1.5	1.3
Avg. Stride Freq. [Hz]	2.2	2.4	2.4	2.3	2.4	2.3
Avg. Stride Length [m]	6.6	7.5	7.2	7.4	7.5	7.2



- [] Ranking at each section and finish
- .-.- No data available at this section
- NA No data available



Horse/Jockey Name	Mishani Gangster
Final Rank	4
Fastest Section Time (Section)	0:11.23 (1000m)
Top Speed [km/h] (Section)	66.0 (1000m)
Race State	Finished



Doomben QLD Professional
Race 2: RACECOURSE VILLAGE QTIS Three-Year-Old
Handicap - Weights raised 0.5kg - 1200m

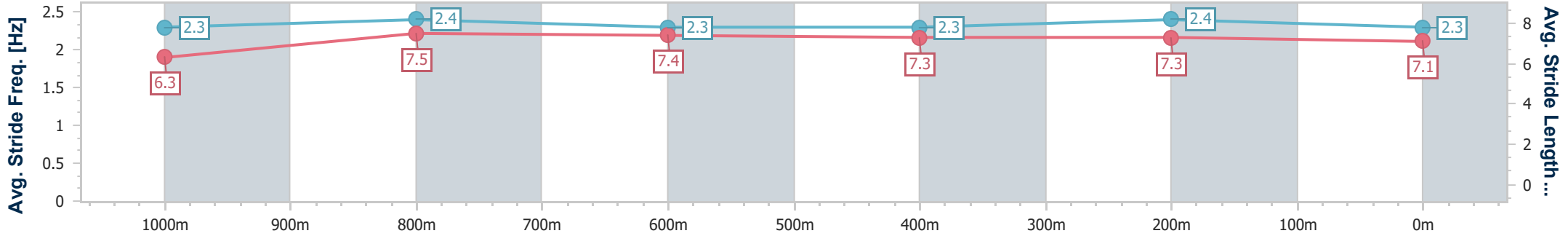
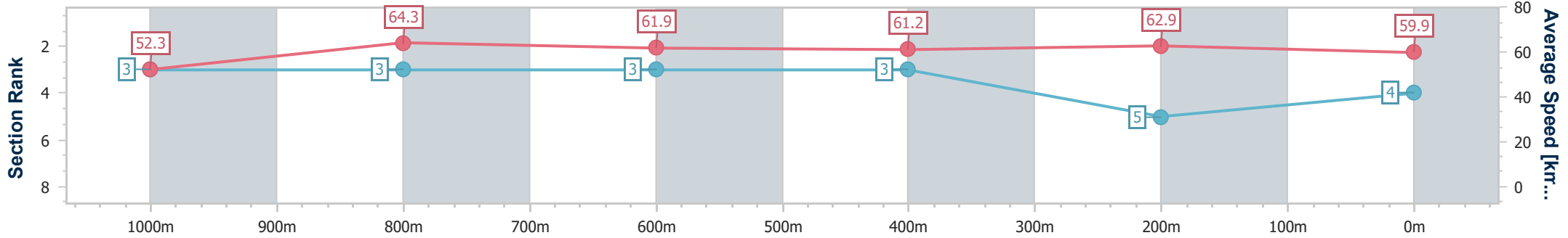
10 February 2024 - 12:49

Track Rating: Soft 6, Weather: Fine, Rail Position: +0.5m Entire



BRISBANE
RACING CLUB

Section	Overall	1000m	800m	600m	400m	200m
Section Times	1:11.64 [4] (0:13.75)	0:57.89 [3] (0:11.23)	0:46.66 [3] (0:11.60)	0:35.06 [3] (0:11.65)	0:23.41 [3] (0:11.38)	0:12.03 [5] (0:12.03)
Average Speed [km/h]	52.3	64.3	61.9	61.2	62.9	59.9
Top Speed [km/h]	66.0	66.0	63.0	63.0	64.1	61.5
Avg. Dist. to Rail [m]	1.3	0.7	0.7	1.7	1.6	1.0
Avg. Stride Freq. [Hz]	2.3	2.4	2.3	2.3	2.4	2.3
Avg. Stride Length [m]	6.3	7.5	7.4	7.3	7.3	7.1



- [] Ranking at each section and finish
- .-.- No data available at this section
- NA No data available



Horse/Jockey Name	More Than A Star
Final Rank	5
Fastest Section Time (Section)	0:11.21 (400m)
Top Speed [km/h] (Section)	67.2 (1000m)
Race State	Finished



Doomben QLD Professional
Race 2: RACECOURSE VILLAGE QTIS Three-Year-Old
Handicap - Weights raised 0.5kg - 1200m

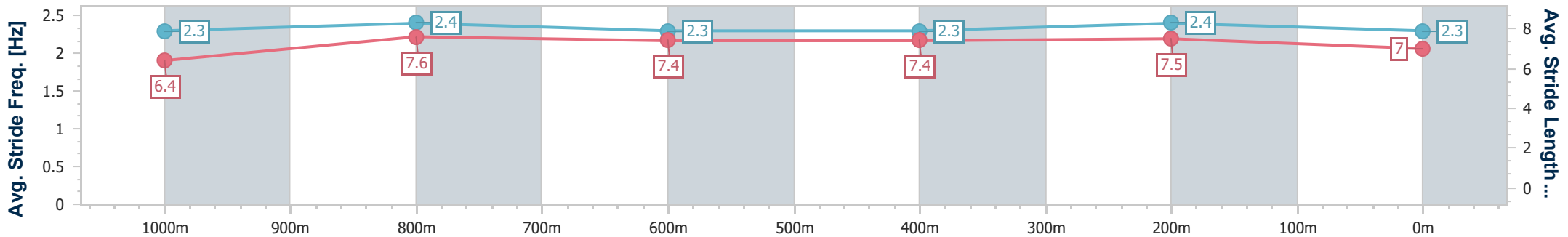
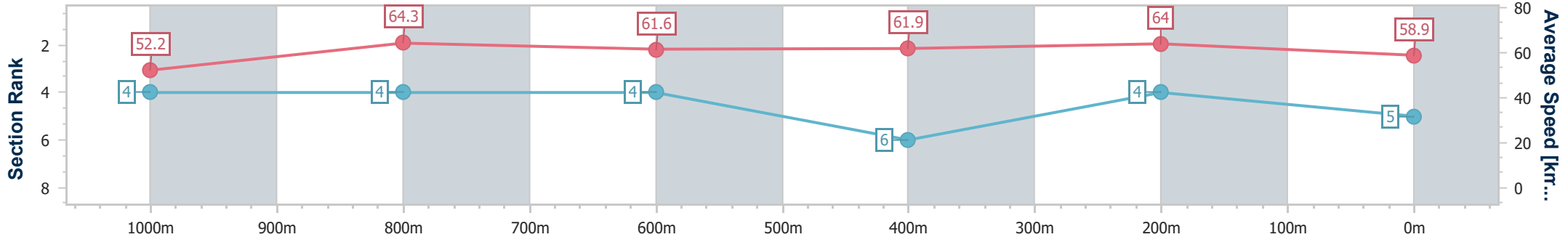
10 February 2024 - 12:49

Track Rating: Soft 6, Weather: Fine, Rail Position: +0.5m Entire



BRISBANE
RACING CLUB

Section	Overall	1000m	800m	600m	400m	200m
Section Times	1:11.75 [5] (0:13.80)	0:57.95 [4] (0:11.23)	0:46.72 [4] (0:11.68)	0:35.04 [4] (0:11.61)	0:23.43 [6] (0:11.21)	0:12.22 [4] (0:12.22)
Average Speed [km/h]	52.2	64.3	61.6	61.9	64.0	58.9
Top Speed [km/h]	66.4	67.2	63.3	63.5	65.2	62.6
Avg. Dist. to Rail [m]	3.2	1.1	0.5	1.0	0.4	2.9
Avg. Stride Freq. [Hz]	2.3	2.4	2.3	2.3	2.4	2.3
Avg. Stride Length [m]	6.4	7.6	7.4	7.4	7.5	7.0



- [] Ranking at each section and finish
- .-.-.- No data available at this section
- NA No data available



Horse/Jockey Name	Watchguard
Final Rank	6
Fastest Section Time (Section)	0:11.09 (1000m)
Top Speed [km/h] (Section)	67.1 (1000m)
Race State	Finished



Doomben QLD Professional
Race 2: RACECOURSE VILLAGE QTIS Three-Year-Old
Handicap - Weights raised 0.5kg - 1200m

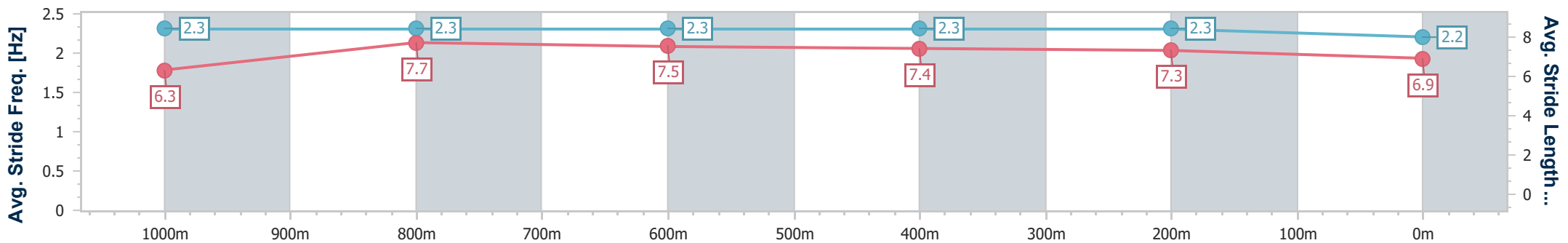
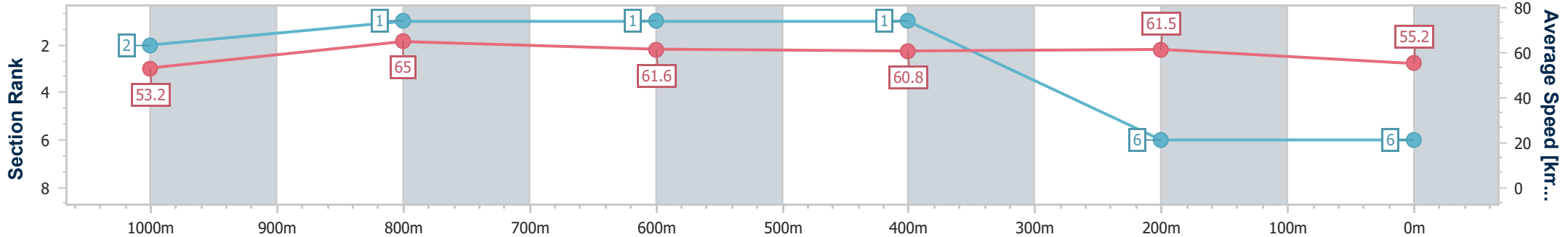
10 February 2024 - 12:49

Track Rating: Soft 6, Weather: Fine, Rail Position: +0.5m Entire



BRISBANE
RACING CLUB

Section	Overall	1000m	800m	600m	400m	200m
Section Times	1:12.76 [6] (0:13.53)	0:59.23 [2] (0:11.09)	0:48.14 [1] (0:11.67)	0:36.47 [1] (0:11.79)	0:24.68 [1] (0:11.63)	0:13.05 [6] (0:13.05)
Average Speed [km/h]	53.2	65.0	61.6	60.8	61.5	55.2
Top Speed [km/h]	67.1	67.1	63.2	62.6	63.1	58.8
Avg. Dist. to Rail [m]	2.0	0.2	0.3	0.8	1.9	1.4
Avg. Stride Freq. [Hz]	2.3	2.3	2.3	2.3	2.3	2.2
Avg. Stride Length [m]	6.3	7.7	7.5	7.4	7.3	6.9



- [] Ranking at each section and finish
- .-.- No data available at this section
- NA No data available