



**Doomben QLD Professional**  
**Race 4: STRADBROKE SEASON ON SALE NOW BENCHMARK 68**  
**Handicap - 1600m**  
**10 February 2024 - 13:59**



BRISBANE  
RACING CLUB

Track Rating: Soft 5, Weather: Fine, Rail Position: +0.5m Entire

Section		Overall	1400m	1200m	1000m	800m	600m	400m	Last 600m				
Field Times		1:37.46 (0:14.39)	1:23.07 (0:11.27)	1:11.80 (0:11.88)	0:59.92 (0:12.18)	0:47.74 (0:12.30)	0:35.44 (0:12.05)	0:23.39 (0:11.32)	0:35.44				
Rank	TAB Horse/Jockey	Barrier	Top Speed [km/h]	Fastest Section									Distance Travelled [m]
1	9 O'MISS BEHAVING James Orman	8	67.7 400m	0:10.94 400m	1:37.46 [1] (0:15.06)	1:22.40 [10] (0:11.66)	1:10.74 [9] (0:11.86)	0:58.88 [9] (0:12.20)	0:46.68 [9] (0:12.26)	0:34.42 [10] (0:11.69)	0:22.73 [9] (0:10.94)	0:34.42	
2	3 GRANITE PRINCE Damien Thornton	7	65.2 400m	0:11.31 400m	1:37.48 [2] (0:14.39)	1:23.09 [1] (0:11.43)	1:11.66 [2] (0:11.85)	0:59.81 [2] (0:12.27)	0:47.54 [2] (0:12.27)	0:35.27 [2] (0:11.87)	0:23.40 [2] (0:11.31)	0:35.27	+1
3	13 KINETIC Angela Jones	6	64.6 400m	0:11.37 400m	1:37.53 [3] (0:14.42)	1:23.11 [2] (0:11.44)	1:11.67 [3] (0:11.94)	0:59.73 [3] (0:12.26)	0:47.47 [3] (0:12.33)	0:35.14 [3] (0:11.93)	0:23.21 [3] (0:11.37)	0:35.14	-1
4	15 SMOOTH TORQUE Ryan Maloney	3	64.3 400m	0:11.37 400m	1:37.64 [4] (0:14.53)	1:23.11 [4] (0:11.64)	1:11.47 [5] (0:11.82)	0:59.65 [5] (0:12.16)	0:47.49 [4] (0:12.28)	0:35.21 [4] (0:11.90)	0:23.31 [4] (0:11.37)	0:35.21	+5
5	10 SIGOURNEY Cejay Graham	16	66.0 400m	0:11.19 400m	1:37.70 [5] (0:15.04)	1:22.66 [9] (0:11.94)	1:10.72 [11] (0:11.81)	0:58.91 [11] (0:12.18)	0:46.73 [11] (0:12.26)	0:34.47 [11] (0:11.78)	0:22.69 [12] (0:11.19)	0:34.47	+8
6	6 CHARLIE'S CASE Mark Du Plessis	4	64.5 400m	0:11.45 400m	1:37.71 [6] (0:14.68)	1:23.03 [6] (0:11.62)	1:11.41 [6] (0:11.82)	0:59.59 [7] (0:12.26)	0:47.33 [7] (0:12.27)	0:35.06 [7] (0:11.90)	0:23.16 [7] (0:11.45)	0:35.06	+2
6	7 ORIGINAL GLAZE Yvette Lewis	5	64.6 1400m	0:11.06 1400m	1:37.71 [6] (0:14.60)	1:23.11 [5] (0:11.06)	1:12.05 [1] (0:11.88)	1:00.17 [1] (0:12.18)	0:47.99 [1] (0:12.30)	0:35.69 [1] (0:12.05)	0:23.64 [1] (0:11.50)	0:35.69	-9
8	4 BECKFORD Jake Bayliss	13	65.2 400m	0:11.18 400m	1:37.78 [8] (0:15.23)	1:22.55 [12] (0:11.89)	1:10.66 [12] (0:11.81)	0:58.85 [12] (0:12.22)	0:46.63 [12] (0:12.18)	0:34.45 [12] (0:11.63)	0:22.82 [11] (0:11.18)	0:34.45	+0
9	1 COMMODUS Jake Molloy	12	63.7 400m	0:11.52 1400m	1:37.96 [9] (0:14.79)	1:23.17 [7] (0:11.52)	1:11.65 [7] (0:11.67)	0:59.98 [4] (0:12.18)	0:47.80 [5] (0:12.28)	0:35.52 [5] (0:11.93)	0:23.59 [5] (0:11.58)	0:35.52	+4
10	8 ADONISEA Robbie Dolan	2	65.2 400m	0:11.26 400m	1:37.97 [10] (0:15.01)	1:22.96 [8] (0:11.54)	1:11.42 [8] (0:11.87)	0:59.55 [8] (0:12.25)	0:47.30 [8] (0:12.23)	0:35.07 [8] (0:11.83)	0:23.24 [8] (0:11.26)	0:35.07	-3

Scratched: Badgers Nuts (#16), Texas (#2), Surreal I Am (#14), Flop Turn River (#12)

[ ] Ranking at each section and finish  
 -:-:- No data available at this section  
 NA No data available  
 SCN Saddle cloth number  
 DNF Did not finish  
 DNT Did not track



**Doomben QLD Professional**  
**Race 4: STRADBROKE SEASON ON SALE NOW BENCHMARK 68**  
**Handicap - 1600m**  
**10 February 2024 - 13:59**



Track Rating: Soft 5, Weather: Fine, Rail Position: +0.5m Entire

Section	Overall	1400m	1200m	1000m	800m	600m	400m	Last 600m
Field Times	1:37.46 (0:14.39)	1:23.07 (0:11.27)	1:11.80 (0:11.88)	0:59.92 (0:12.18)	0:47.74 (0:12.30)	0:35.44 (0:12.05)	0:23.39 (0:11.32)	0:35.44

Rank	TAB	Horse/Jockey	Barrier	Top Speed [km/h]	Fastest Section	Overall	1400m	1200m	1000m	800m	600m	400m	Last 600m	Distance Travelled [m]
11	5	<b>MISHANI MISSILE</b>	10	64.1	0:11.48	1:38.20 [11]	1:23.04 [11]	1:11.44 [10]	0:59.59 [10]	0:47.37 [10]	0:35.20 [9]	0:23.39 [10]	0:35.20	+1
		Boris Thornton		200m	400m	(0:15.16)	(0:11.60)	(0:11.85)	(0:12.22)	(0:12.17)	(0:11.81)	(0:11.48)		
12	11	<b>TAREX</b>	1	62.7	0:11.65	1:38.58 [12]	1:24.12 [3]	1:12.47 [4]	1:00.55 [6]	0:48.27 [6]	0:36.00 [6]	0:24.08 [6]	0:36.00	-1
		Adin Thompson		400m	1400m	(0:14.46)	(0:11.65)	(0:11.92)	(0:12.28)	(0:12.27)	(0:11.92)	(0:11.66)		

Scratched: Badgers Nuts (#16), Texas (#2), Surreal I Am (#14), Flop Turn River (#12)

[ ] Ranking at each section and finish  
 -:-:- No data available at this section  
 NA No data available

SCN Saddle cloth number  
 DNF Did not finish  
 DNT Did not track



**Doomben QLD Professional**  
**Race 4: STRADBROKE SEASON ON SALE NOW BENCHMARK 68**  
**Handicap - 1600m**  
**10 February 2024 - 13:59**



Track Rating: Soft 5, Weather: Fine, Rail Position: +0.5m Entire

Section				200m				Last 600m	
Field Times				0:12.07 (0:12.07)				0:35.44	
Rank	TAB Horse/Jockey	Barrier	Top Speed [km/h]	Fastest Section	Margin				Distance Travelled [m]
1	9 O'MISS BEHAVING James Orman	8	67.7 400m	0:10.94 400m	0:11.79 [3] (0:11.79)	1:37.46		0:34.42	
2	3 GRANITE PRINCE Damien Thornton	7	65.2 400m	0:11.31 400m	0:12.09 [1] (0:12.09)	0.12L		0:35.27	+1
3	13 KINETIC Angela Jones	6	64.6 400m	0:11.37 400m	0:11.84 [4] (0:11.84)	0.43L		0:35.14	-1
4	15 SMOOTH TORQUE Ryan Maloney	3	64.3 400m	0:11.37 400m	0:11.94 [5] (0:11.94)	1.07L		0:35.21	+5
5	10 SIGOURNEY Cejay Graham	16	66.0 400m	0:11.19 400m	0:11.50 [11] (0:11.50)	1.44L		0:34.47	+8
6	6 CHARLIE'S CASE Mark Du Plessis	4	64.5 400m	0:11.45 400m	0:11.71 [8] (0:11.71)	1.51L		0:35.06	+2
6	7 ORIGINAL GLAZE Yvette Lewis	5	64.6 1400m	0:11.06 1400m	0:12.14 [2] (0:12.14)	1.51L		0:35.69	-9
8	4 BECKFORD Jake Bayliss	13	65.2 400m	0:11.18 400m	0:11.64 [9] (0:11.64)	1.92L		0:34.45	+0
9	1 COMMODUS Jake Molloy	12	63.7 400m	0:11.52 1400m	0:12.01 [6] (0:12.01)	2.96L		0:35.52	+4
10	8 ADONISEA Robbie Dolan	2	65.2 400m	0:11.26 400m	0:11.98 [7] (0:11.98)	3.02L		0:35.07	-3

Scratched: Badgers Nuts (#16), Texas (#2), Surreal I Am (#14), Flop Turn River (#12)

[ ] Ranking at each section and finish  
 -:-:- No data available at this section  
 NA No data available

SCN Saddle cloth number  
 DNF Did not finish  
 DNT Did not track



**Doomben QLD Professional**  
**Race 4: STRADBROKE SEASON ON SALE NOW BENCHMARK 68**  
**Handicap - 1600m**  
**10 February 2024 - 13:59**



Track Rating: Soft 5, Weather: Fine, Rail Position: +0.5m Entire

Section				200m				Last 600m		
Field Times				0:12.07 (0:12.07)				0:35.44		
Rank	TAB	Horse/Jockey	Barrier	Top Speed [km/h]	Fastest Section	Margin			Distance Travelled [m]	
11	5	<b>MISHANI MISSILE</b>	10	64.1	0:11.48	0:11.91 [12]	4.36L		0:35.20	+1
		Boris Thornton		200m	400m	(0:11.91)				
12	11	<b>TAREX</b>	1	62.7	0:11.65	0:12.42 [10]	6.64L		0:36.00	-1
		Adin Thompson		400m	1400m	(0:12.42)				

Scratched: Badgers Nuts (#16), Texas (#2), Surreal I Am (#14), Flop Turn River (#12)

[ ] Ranking at each section and finish  
 -:-:- No data available at this section  
 NA No data available

SCN Saddle cloth number  
 DNF Did not finish  
 DNT Did not track



Horse/Jockey Name	O'miss Behaving
Final Rank	1
Fastest Section Time (Section)	0:10.94 (400m)
Top Speed [km/h] (Section)	67.7 (400m)
Race State	Finished

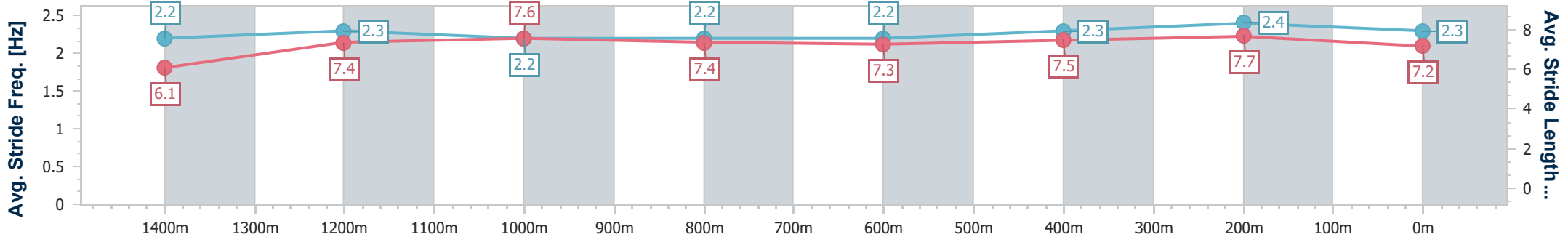
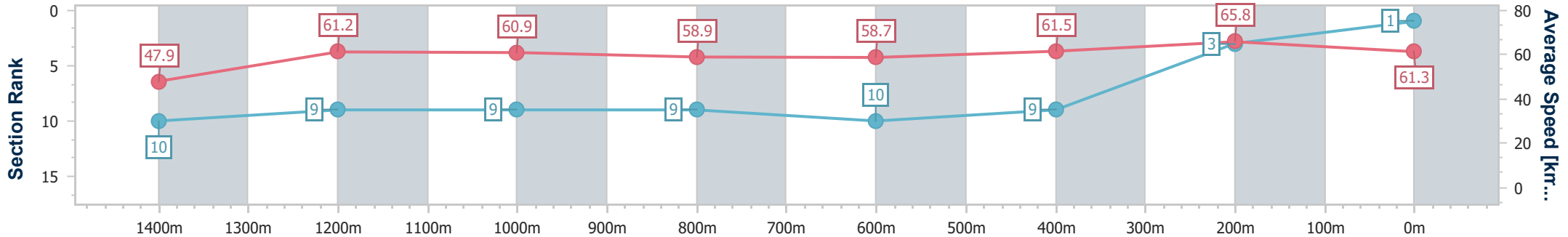


**Doomben QLD Professional**  
**Race 4: STRADBROKE SEASON ON SALE NOW BENCHMARK**  
**68 Handicap - 1600m**  
**10 February 2024 - 13:59**  
Track Rating: Soft 5, Weather: Fine, Rail Position: +0.5m Entire



BRISBANE  
RACING CLUB

Section	Overall	1400m	1200m	1000m	800m	600m	400m	200m
Section Times	1:37.46 [1] (0:15.06)	1:22.40 [10] (0:11.66)	1:10.74 [9] (0:11.86)	0:58.88 [9] (0:12.20)	0:46.68 [9] (0:12.26)	0:34.42 [10] (0:11.69)	0:22.73 [9] (0:10.94)	0:11.79 [3] (0:11.79)
Average Speed [km/h]	47.9	61.2	60.9	58.9	58.7	61.5	65.8	61.3
Top Speed [km/h]	60.1	62.4	61.9	60.0	60.0	64.8	67.7	65.5
Avg. Dist. to Rail [m]	3.6	1.2	0.3	0.4	0.5	0.3	1.6	4.3
Avg. Stride Freq. [Hz]	2.2	2.3	2.2	2.2	2.2	2.3	2.4	2.3
Avg. Stride Length [m]	6.1	7.4	7.6	7.4	7.3	7.5	7.7	7.2



- [ ] Ranking at each section and finish
- .-.- No data available at this section
- NA No data available



Horse/Jockey Name	Granite Prince
Final Rank	2
Fastest Section Time (Section)	0:11.31 (400m)
Top Speed [km/h] (Section)	65.2 (400m)
Race State	Finished

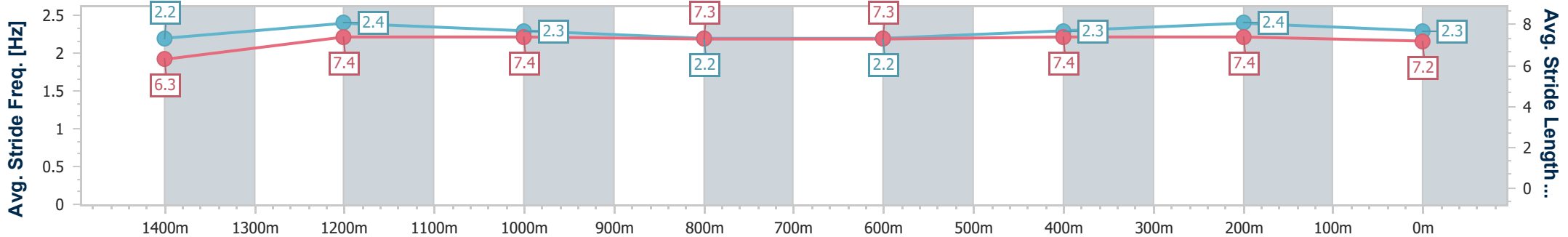
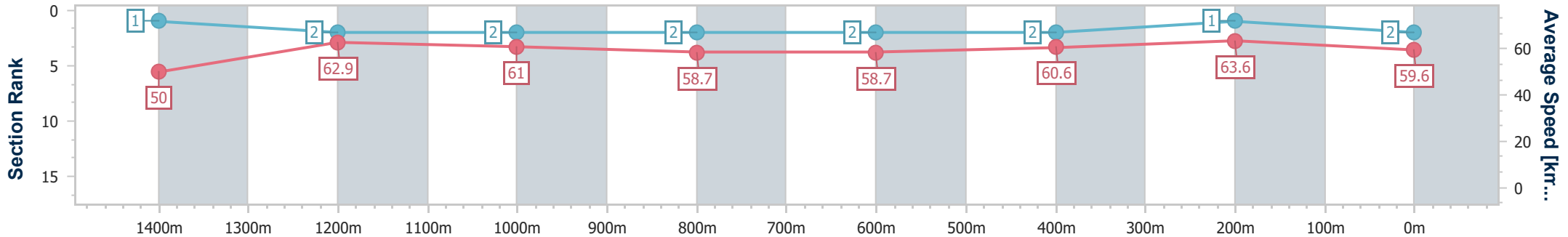


**Doomben QLD Professional**  
**Race 4: STRADBROKE SEASON ON SALE NOW BENCHMARK**  
**68 Handicap - 1600m**  
**10 February 2024 - 13:59**  
Track Rating: Soft 5, Weather: Fine, Rail Position: +0.5m Entire



BRISBANE  
RACING CLUB

Section	Overall	1400m	1200m	1000m	800m	600m	400m	200m
Section Times	1:37.48 [2] (0:14.39)	1:23.09 [1] (0:11.43)	1:11.66 [2] (0:11.85)	0:59.81 [2] (0:12.27)	0:47.54 [2] (0:12.27)	0:35.27 [2] (0:11.87)	0:23.40 [2] (0:11.31)	0:12.09 [1] (0:12.09)
Average Speed [km/h]	50.0	62.9	61.0	58.7	58.7	60.6	63.6	59.6
Top Speed [km/h]	64.5	64.9	61.9	59.7	59.7	62.6	65.2	62.2
Avg. Dist. to Rail [m]	5.7	0.7	0.7	1.0	0.4	0.3	0.3	0.6
Avg. Stride Freq. [Hz]	2.2	2.4	2.3	2.2	2.2	2.3	2.4	2.3
Avg. Stride Length [m]	6.3	7.4	7.4	7.3	7.3	7.4	7.4	7.2



- [ ] Ranking at each section and finish
- .-.- No data available at this section
- NA No data available



Horse/Jockey Name	Kinetic
Final Rank	3
Fastest Section Time (Section)	0:11.37 (400m)
Top Speed [km/h] (Section)	64.6 (400m)
Race State	Finished

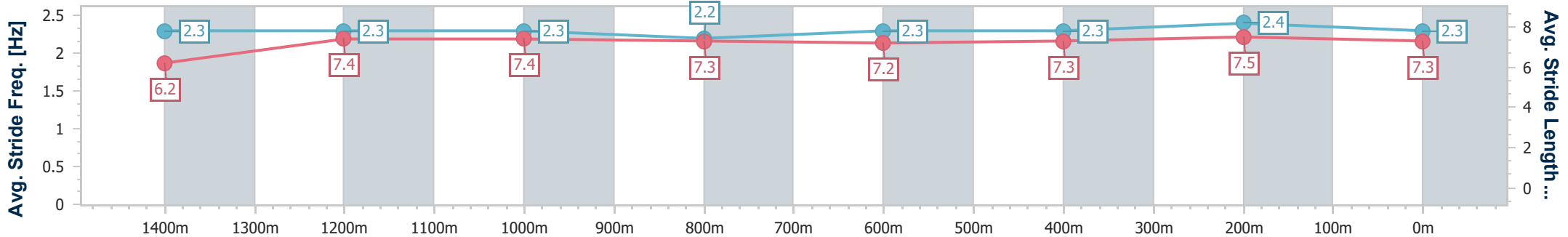
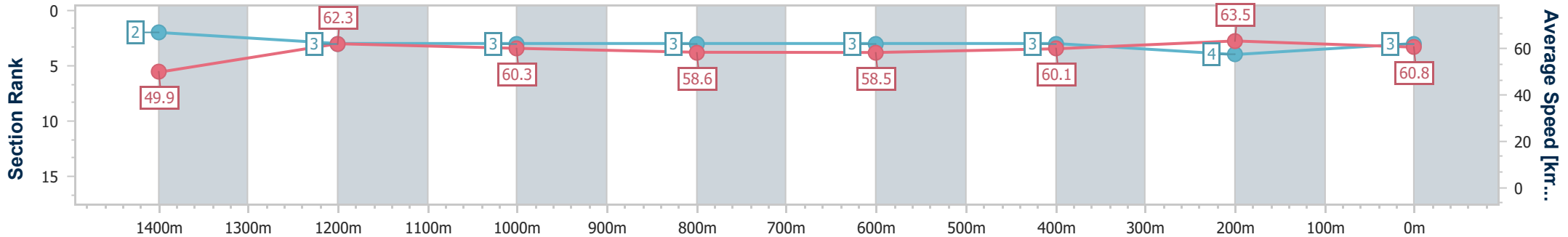


**Doomben QLD Professional**  
**Race 4: STRADBROKE SEASON ON SALE NOW BENCHMARK**  
**68 Handicap - 1600m**  
**10 February 2024 - 13:59**  
**Track Rating: Soft 5, Weather: Fine, Rail Position: +0.5m Entire**



**BRISBANE**  
**RACING CLUB**

Section	Overall	1400m	1200m	1000m	800m	600m	400m	200m
Section Times	1:37.53 [3] (0:14.42)	1:23.11 [2] (0:11.44)	1:11.67 [3] (0:11.94)	0:59.73 [3] (0:12.26)	0:47.47 [3] (0:12.33)	0:35.14 [3] (0:11.93)	0:23.21 [3] (0:11.37)	0:11.84 [4] (0:11.84)
Average Speed [km/h]	49.9	62.3	60.3	58.6	58.5	60.1	63.5	60.8
Top Speed [km/h]	64.5	64.2	62.1	59.7	59.6	61.8	64.6	62.8
Avg. Dist. to Rail [m]	3.5	1.6	0.7	0.2	0.2	0.4	1.3	3.2
Avg. Stride Freq. [Hz]	2.3	2.3	2.3	2.2	2.3	2.3	2.4	2.3
Avg. Stride Length [m]	6.2	7.4	7.4	7.3	7.2	7.3	7.5	7.3



- [ ] Ranking at each section and finish
- .-.- No data available at this section
- NA No data available



Horse/Jockey Name	Smooth Torque
Final Rank	4
Fastest Section Time (Section)	0:11.37 (400m)
Top Speed [km/h] (Section)	64.3 (400m)
Race State	Finished

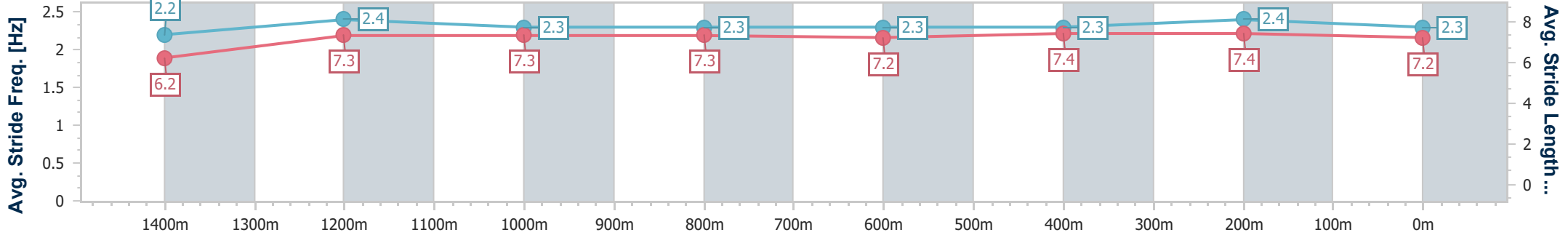
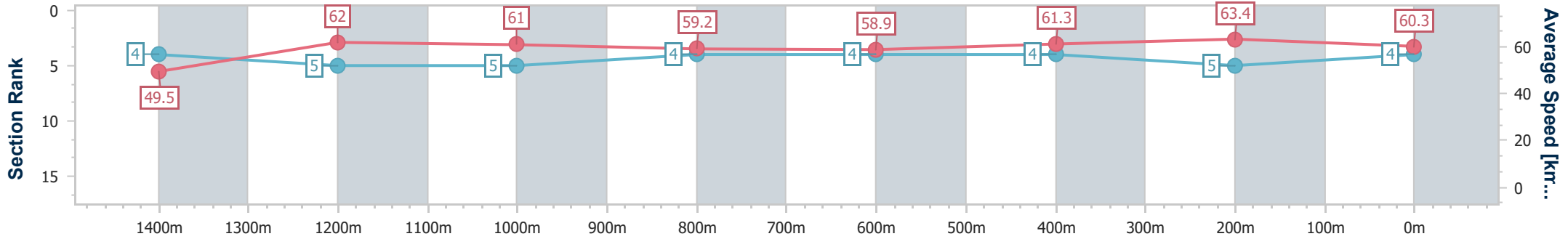


**Doomben QLD Professional**  
**Race 4: STRADBROKE SEASON ON SALE NOW BENCHMARK**  
**68 Handicap - 1600m**  
**10 February 2024 - 13:59**  
Track Rating: Soft 5, Weather: Fine, Rail Position: +0.5m Entire



BRISBANE  
RACING CLUB

Section	Overall	1400m	1200m	1000m	800m	600m	400m	200m
Section Times	1:37.64 [4] (0:14.53)	1:23.11 [4] (0:11.64)	1:11.47 [5] (0:11.82)	0:59.65 [5] (0:12.16)	0:47.49 [4] (0:12.28)	0:35.21 [4] (0:11.90)	0:23.31 [4] (0:11.37)	0:11.94 [5] (0:11.94)
Average Speed [km/h]	49.5	62.0	61.0	59.2	58.9	61.3	63.4	60.3
Top Speed [km/h]	61.9	62.7	62.0	61.2	59.5	62.8	64.3	62.8
Avg. Dist. to Rail [m]	1.5	0.7	2.2	0.9	1.2	1.5	2.0	3.0
Avg. Stride Freq. [Hz]	2.2	2.4	2.3	2.3	2.3	2.3	2.4	2.3
Avg. Stride Length [m]	6.2	7.3	7.3	7.3	7.2	7.4	7.4	7.2



- [ ] Ranking at each section and finish
- .-.- No data available at this section
- NA No data available





Horse/Jockey Name	Sigourney
Final Rank	5
Fastest Section Time (Section)	0:11.19 (400m)
Top Speed [km/h] (Section)	66.0 (400m)
Race State	Finished

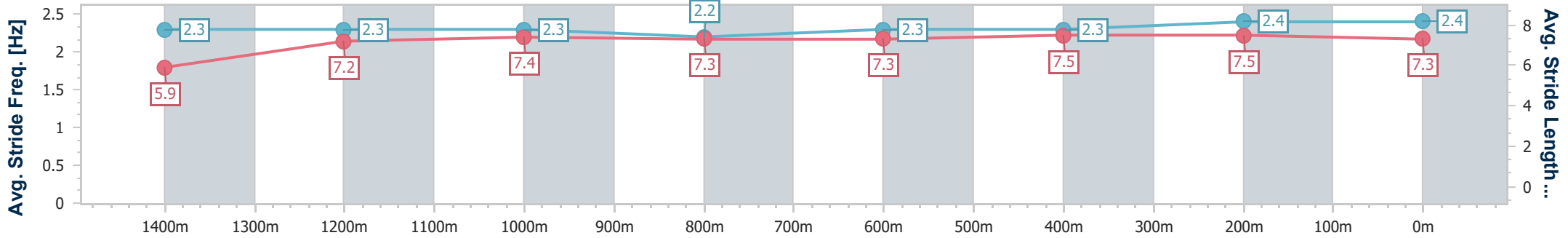
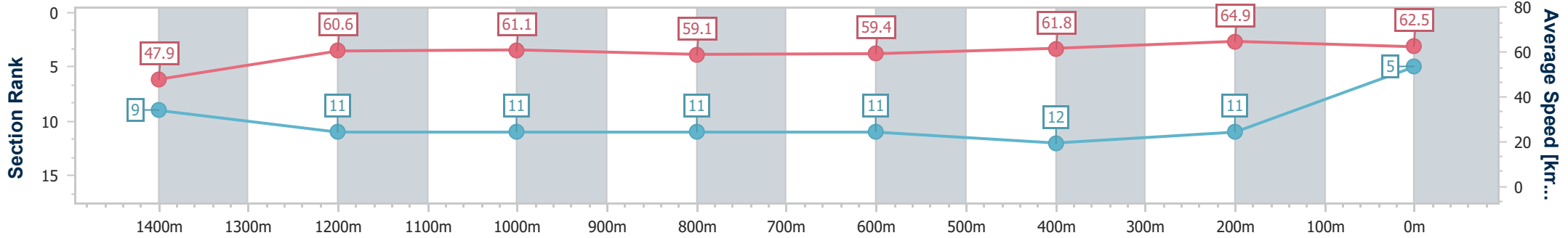


**Doomben QLD Professional**  
**Race 4: STRADBROKE SEASON ON SALE NOW BENCHMARK**  
**68 Handicap - 1600m**  
**10 February 2024 - 13:59**  
Track Rating: Soft 5, Weather: Fine, Rail Position: +0.5m Entire



BRISBANE  
RACING CLUB

Section	Overall	1400m	1200m	1000m	800m	600m	400m	200m
Section Times	1:37.70 [5] (0:15.04)	1:22.66 [9] (0:11.94)	1:10.72 [11] (0:11.81)	0:58.91 [11] (0:12.18)	0:46.73 [11] (0:12.26)	0:34.47 [11] (0:11.78)	0:22.69 [12] (0:11.19)	0:11.50 [11] (0:11.50)
Average Speed [km/h]	47.9	60.6	61.1	59.1	59.4	61.8	64.9	62.5
Top Speed [km/h]	60.2	62.4	61.6	60.5	61.3	63.6	66.0	64.3
Avg. Dist. to Rail [m]	7.1	0.6	1.0	0.9	1.2	2.2	4.6	5.3
Avg. Stride Freq. [Hz]	2.3	2.3	2.3	2.2	2.3	2.3	2.4	2.4
Avg. Stride Length [m]	5.9	7.2	7.4	7.3	7.3	7.5	7.5	7.3



- [ ] Ranking at each section and finish
- .-.- No data available at this section
- NA No data available



Horse/Jockey Name	Charlie's Case
Final Rank	6
Fastest Section Time (Section)	0:11.45 (400m)
Top Speed [km/h] (Section)	64.5 (400m)
Race State	Finished

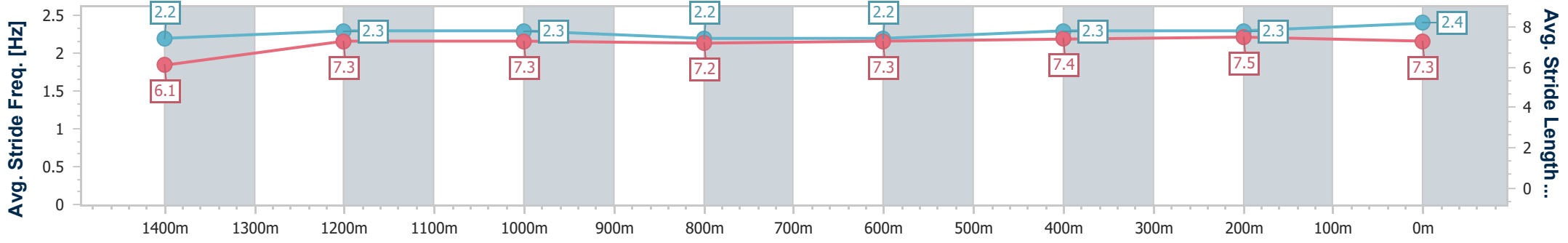
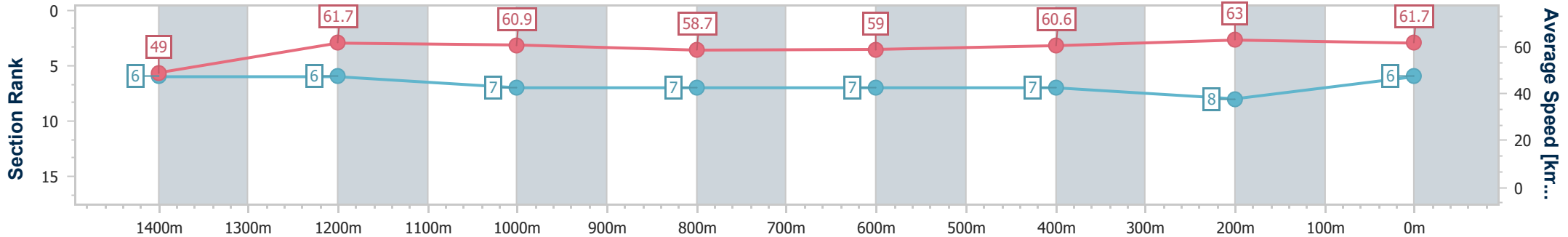


**Doomben QLD Professional**  
**Race 4: STRADBROKE SEASON ON SALE NOW BENCHMARK**  
**68 Handicap - 1600m**  
**10 February 2024 - 13:59**  
Track Rating: Soft 5, Weather: Fine, Rail Position: +0.5m Entire



BRISBANE  
RACING CLUB

Section	Overall	1400m	1200m	1000m	800m	600m	400m	200m
Section Times	1:37.71 [6] (0:14.68)	1:23.03 [6] (0:11.62)	1:11.41 [6] (0:11.82)	0:59.59 [7] (0:12.26)	0:47.33 [7] (0:12.27)	0:35.06 [7] (0:11.90)	0:23.16 [7] (0:11.45)	0:11.71 [8] (0:11.71)
Average Speed [km/h]	49.0	61.7	60.9	58.7	59.0	60.6	63.0	61.7
Top Speed [km/h]	60.6	62.4	61.9	60.3	60.6	61.1	64.5	63.6
Avg. Dist. to Rail [m]	2.0	0.8	0.7	0.9	0.8	0.4	2.4	4.7
Avg. Stride Freq. [Hz]	2.2	2.3	2.3	2.2	2.2	2.3	2.3	2.4
Avg. Stride Length [m]	6.1	7.3	7.3	7.2	7.3	7.4	7.5	7.3



- [ ] Ranking at each section and finish
- .-.- No data available at this section
- NA No data available



Horse/Jockey Name	Original Glaze
Final Rank	6
Fastest Section Time (Section)	0:11.06 (1400m)
Top Speed [km/h] (Section)	64.6 (1400m)
Race State	Finished

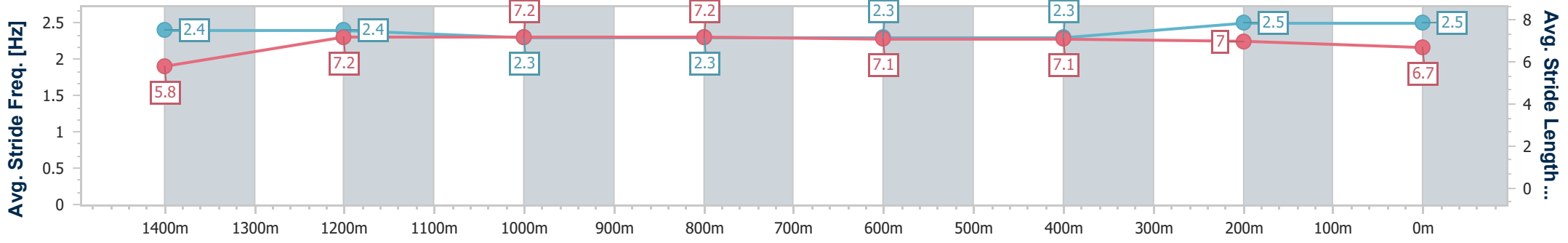
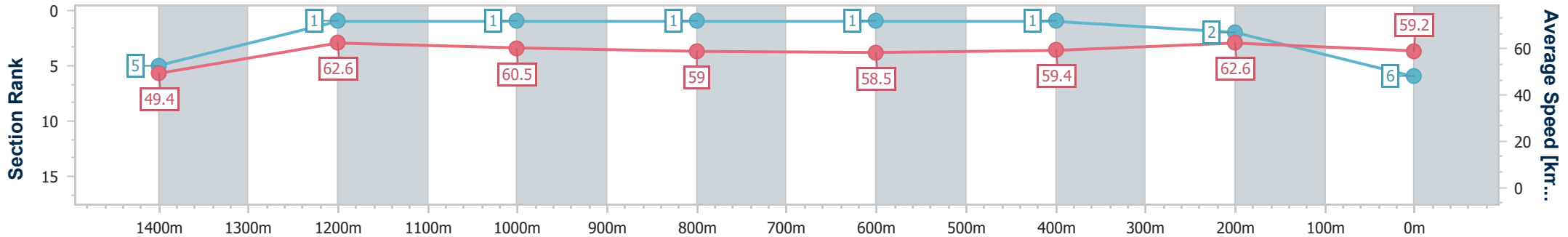


**Doomben QLD Professional**  
**Race 4: STRADBROKE SEASON ON SALE NOW BENCHMARK**  
**68 Handicap - 1600m**  
**10 February 2024 - 13:59**  
**Track Rating: Soft 5, Weather: Fine, Rail Position: +0.5m Entire**



**BRISBANE**  
**RACING CLUB**

Section	Overall	1400m	1200m	1000m	800m	600m	400m	200m						
Section Times	1:37.71 [6] (0:14.60)	1:23.11 [5] (0:11.06)	1:12.05 [1] (0:11.88)	1:00.17 [1] (0:12.18)	0:47.99 [1] (0:12.30)	0:35.69 [1] (0:12.05)	0:23.64 [1] (0:11.50)	0:12.14 [2] (0:12.14)						
Average Speed [km/h]	49.4	62.6	60.5	59.0	58.5	59.4	62.6	59.2						
Top Speed [km/h]	64.1	64.6	61.3	60.1	58.5	61.8	63.5	60.7						
Avg. Dist. to Rail [m]	2.4	5.2	2.0	0.8	0.7	0.4	0.9	1.6						
Avg. Stride Freq. [Hz]	2.4	2.4	2.3	2.3	2.3	2.3	2.5	2.5						
Avg. Stride Length [m]	5.8	7.2	7.2	7.2	7.1	7.1	7.0	6.7						



- [ ] Ranking at each section and finish
- .-.- No data available at this section
- NA No data available



Horse/Jockey Name	Beckford
Final Rank	8
Fastest Section Time (Section)	0:11.18 (400m)
Top Speed [km/h] (Section)	65.2 (400m)
Race State	Finished

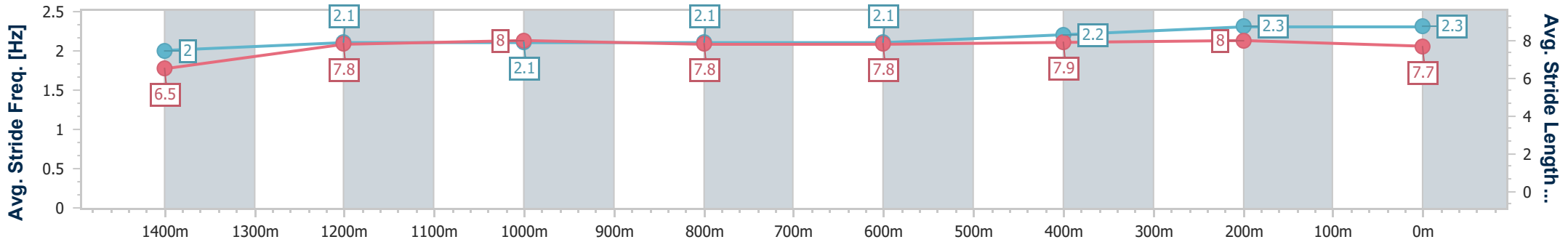
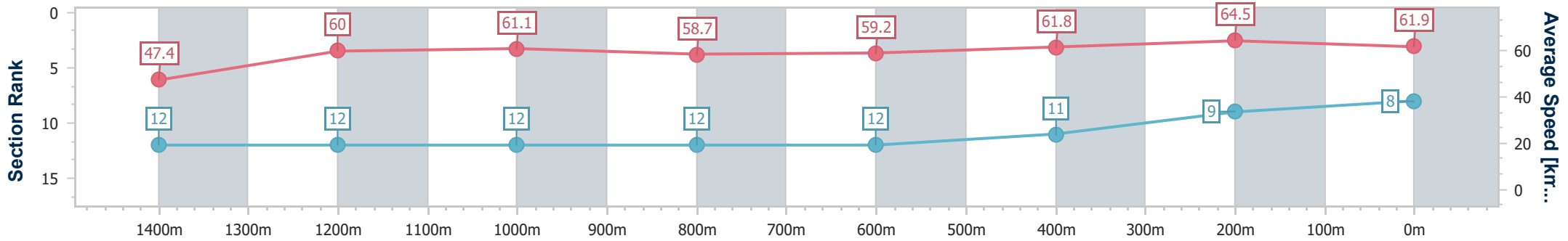


**Doomben QLD Professional**  
**Race 4: STRADBROKE SEASON ON SALE NOW BENCHMARK**  
**68 Handicap - 1600m**  
**10 February 2024 - 13:59**  
 Track Rating: Soft 5, Weather: Fine, Rail Position: +0.5m Entire



BRISBANE  
RACING CLUB

Section	Overall	1400m	1200m	1000m	800m	600m	400m	200m
Section Times	1:37.78 [8] (0:15.23)	1:22.55 [12] (0:11.89)	1:10.66 [12] (0:11.81)	0:58.85 [12] (0:12.22)	0:46.63 [12] (0:12.18)	0:34.45 [12] (0:11.63)	0:22.82 [11] (0:11.18)	0:11.64 [9] (0:11.64)
Average Speed [km/h]	47.4	60.0	61.1	58.7	59.2	61.8	64.5	61.9
Top Speed [km/h]	60.1	61.3	61.4	60.6	61.5	63.4	65.2	64.0
Avg. Dist. to Rail [m]	5.9	0.8	0.5	0.4	0.3	0.2	0.5	1.8
Avg. Stride Freq. [Hz]	2.0	2.1	2.1	2.1	2.1	2.2	2.3	2.3
Avg. Stride Length [m]	6.5	7.8	8.0	7.8	7.8	7.9	8.0	7.7



- [ ] Ranking at each section and finish
- .-.- No data available at this section
- NA No data available



Horse/Jockey Name	Commodus
Final Rank	9
Fastest Section Time (Section)	0:11.52 (1400m)
Top Speed [km/h] (Section)	63.7 (400m)
Race State	Finished

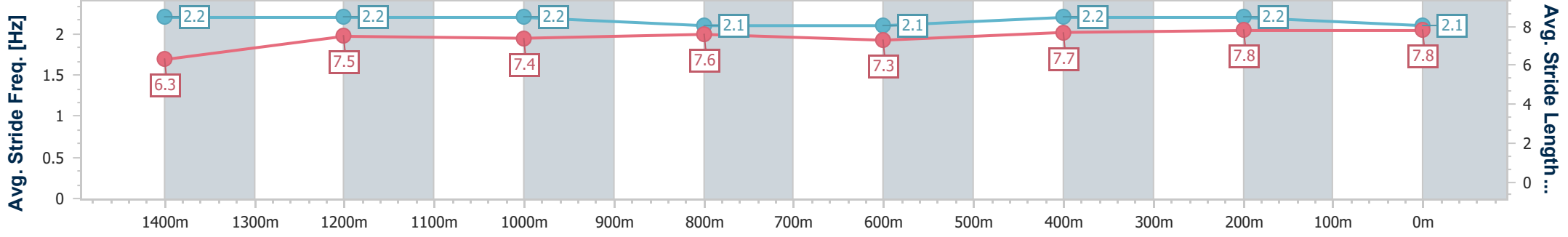
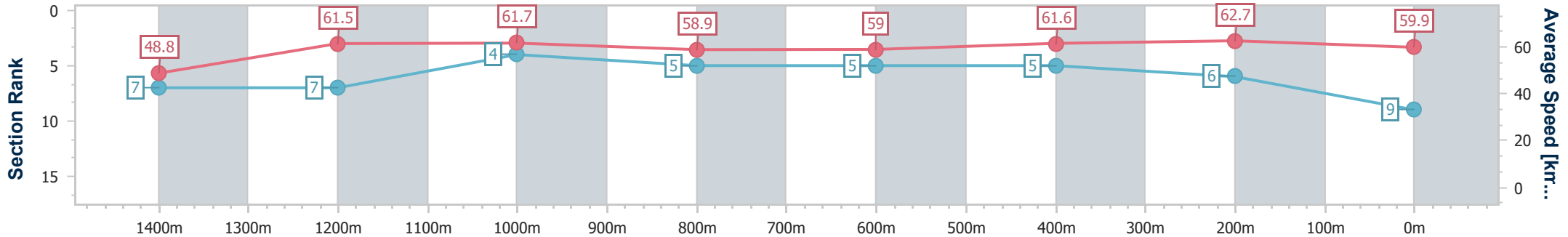


**Doomben QLD Professional**  
**Race 4: STRADBROKE SEASON ON SALE NOW BENCHMARK**  
**68 Handicap - 1600m**  
**10 February 2024 - 13:59**  
**Track Rating: Soft 5, Weather: Fine, Rail Position: +0.5m Entire**



**BRISBANE**  
**RACING CLUB**

Section	Overall	1400m	1200m	1000m	800m	600m	400m	200m
Section Times	1:37.96 [9] (0:14.79)	1:23.17 [7] (0:11.52)	1:11.65 [7] (0:11.67)	0:59.98 [4] (0:12.18)	0:47.80 [5] (0:12.28)	0:35.52 [5] (0:11.93)	0:23.59 [5] (0:11.58)	0:12.01 [6] (0:12.01)
Average Speed [km/h]	48.8	61.5	61.7	58.9	59.0	61.6	62.7	59.9
Top Speed [km/h]	62.1	62.9	62.3	60.4	60.4	63.3	63.7	62.1
Avg. Dist. to Rail [m]	6.3	2.3	2.4	1.5	1.4	3.2	3.8	3.8
Avg. Stride Freq. [Hz]	2.2	2.2	2.2	2.1	2.1	2.2	2.2	2.1
Avg. Stride Length [m]	6.3	7.5	7.4	7.6	7.3	7.7	7.8	7.8



- [ ] Ranking at each section and finish
- .-.- No data available at this section
- NA No data available



Horse/Jockey Name	Adonisea
Final Rank	10
Fastest Section Time (Section)	0:11.26 (400m)
Top Speed [km/h] (Section)	65.2 (400m)
Race State	Finished

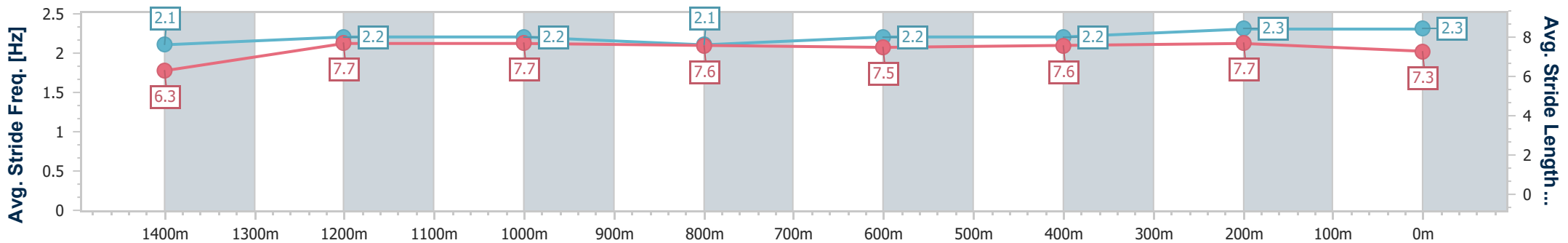
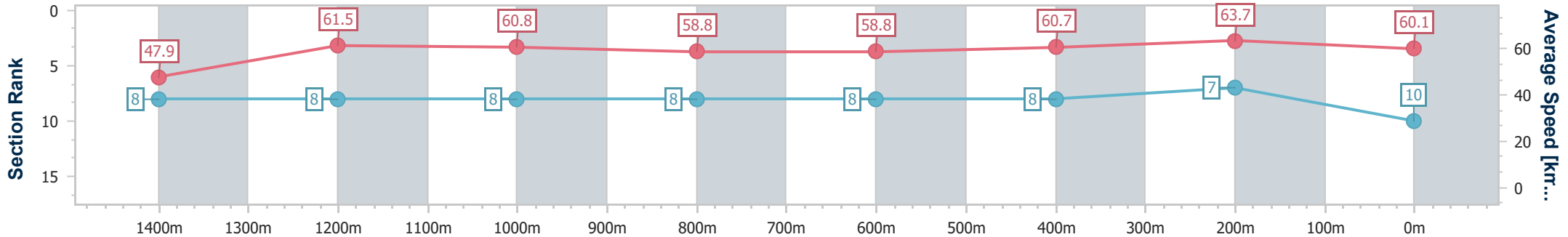


**Doomben QLD Professional**  
**Race 4: STRADBROKE SEASON ON SALE NOW BENCHMARK**  
**68 Handicap - 1600m**  
**10 February 2024 - 13:59**  
Track Rating: Soft 5, Weather: Fine, Rail Position: +0.5m Entire



BRISBANE  
RACING CLUB

Section	Overall	1400m	1200m	1000m	800m	600m	400m	200m
Section Times	1:37.97 [10] (0:15.01)	1:22.96 [8] (0:11.54)	1:11.42 [8] (0:11.87)	0:59.55 [8] (0:12.25)	0:47.30 [8] (0:12.23)	0:35.07 [8] (0:11.83)	0:23.24 [8] (0:11.26)	0:11.98 [7] (0:11.98)
Average Speed [km/h]	47.9	61.5	60.8	58.8	58.8	60.7	63.7	60.1
Top Speed [km/h]	61.0	62.5	61.3	59.5	60.1	63.0	65.2	63.7
Avg. Dist. to Rail [m]	1.4	2.3	0.6	0.4	0.1	0.8	0.9	0.6
Avg. Stride Freq. [Hz]	2.1	2.2	2.2	2.1	2.2	2.2	2.3	2.3
Avg. Stride Length [m]	6.3	7.7	7.7	7.6	7.5	7.6	7.7	7.3



- [ ] Ranking at each section and finish
- .-.- No data available at this section
- NA No data available



Horse/Jockey Name	Mishani Missile
Final Rank	11
Fastest Section Time (Section)	0:11.48 (400m)
Top Speed [km/h] (Section)	64.1 (200m)
Race State	Finished

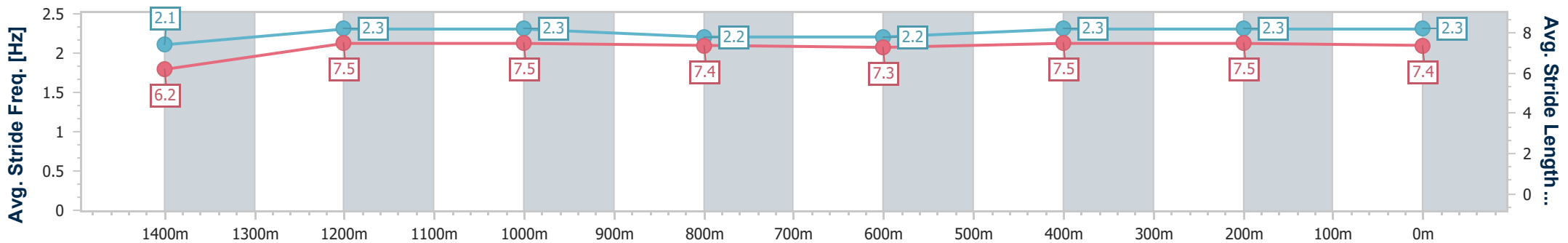
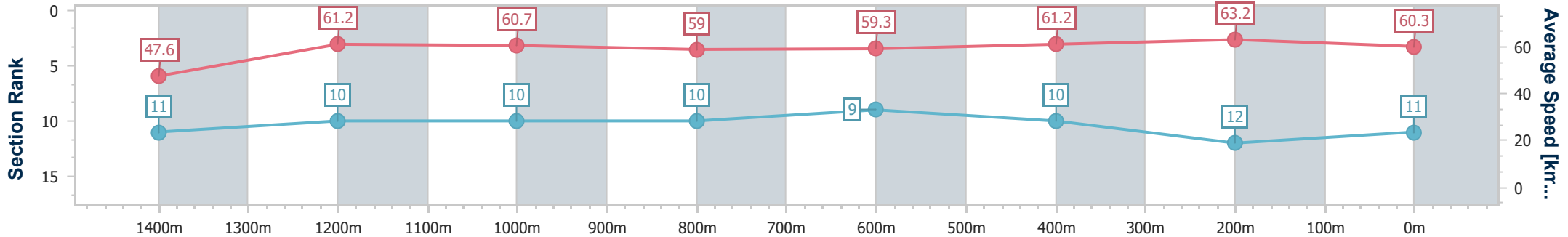


**Doomben QLD Professional**  
**Race 4: STRADBROKE SEASON ON SALE NOW BENCHMARK**  
**68 Handicap - 1600m**  
**10 February 2024 - 13:59**  
**Track Rating: Soft 5, Weather: Fine, Rail Position: +0.5m Entire**



**BRISBANE**  
**RACING CLUB**

Section	Overall	1400m	1200m	1000m	800m	600m	400m	200m
Section Times	1:38.20 [11] (0:15.16)	1:23.04 [11] (0:11.60)	1:11.44 [10] (0:11.85)	0:59.59 [10] (0:12.22)	0:47.37 [10] (0:12.17)	0:35.20 [9] (0:11.81)	0:23.39 [10] (0:11.48)	0:11.91 [12] (0:11.91)
Average Speed [km/h]	47.6	61.2	60.7	59.0	59.3	61.2	63.2	60.3
Top Speed [km/h]	62.0	62.6	61.4	60.0	61.0	62.7	64.1	64.1
Avg. Dist. to Rail [m]	4.4	1.8	0.5	0.4	0.4	1.2	3.8	6.0
Avg. Stride Freq. [Hz]	2.1	2.3	2.3	2.2	2.2	2.3	2.3	2.3
Avg. Stride Length [m]	6.2	7.5	7.5	7.4	7.3	7.5	7.5	7.4



- [ ] Ranking at each section and finish
- .-.- No data available at this section
- NA No data available



Horse/Jockey Name	Tarex
Final Rank	12
Fastest Section Time (Section)	0:11.65 (1400m)
Top Speed [km/h] (Section)	62.7 (400m)
Race State	Finished

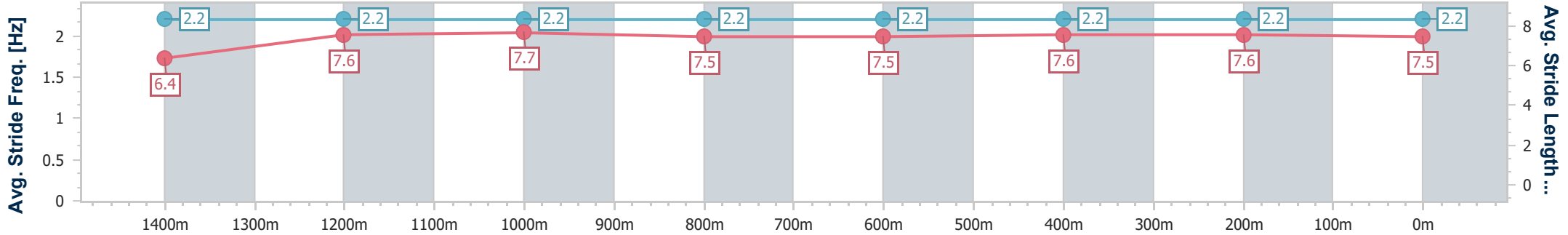
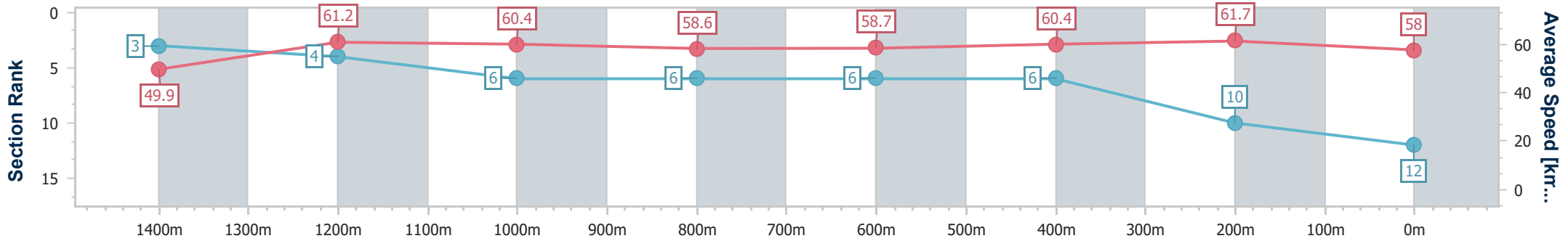


**Doomben QLD Professional**  
**Race 4: STRADBROKE SEASON ON SALE NOW BENCHMARK**  
**68 Handicap - 1600m**  
**10 February 2024 - 13:59**  
**Track Rating: Soft 5, Weather: Fine, Rail Position: +0.5m Entire**



**BRISBANE**  
**RACING CLUB**

Section	Overall	1400m	1200m	1000m	800m	600m	400m	200m
Section Times	1:38.58 [12] (0:14.46)	1:24.12 [3] (0:11.65)	1:12.47 [4] (0:11.92)	1:00.55 [6] (0:12.28)	0:48.27 [6] (0:12.27)	0:36.00 [6] (0:11.92)	0:24.08 [6] (0:11.66)	0:12.42 [10] (0:12.42)
Average Speed [km/h]	49.9	61.2	60.4	58.6	58.7	60.4	61.7	58.0
Top Speed [km/h]	61.9	62.0	61.1	59.4	60.2	61.4	62.7	60.9
Avg. Dist. to Rail [m]	1.0	1.1	0.6	0.2	0.2	0.2	0.3	1.7
Avg. Stride Freq. [Hz]	2.2	2.2	2.2	2.2	2.2	2.2	2.2	2.2
Avg. Stride Length [m]	6.4	7.6	7.7	7.5	7.5	7.6	7.6	7.5



- [ ] Ranking at each section and finish
- .-.- No data available at this section
- NA No data available