



# Doomben QLD Professional

## Race 5: CASCADE Class 1 Handicap - 1350m

10 February 2024 - 14:34



BRISBANE  
RACING CLUB

Track Rating: Soft 5, Weather: Fine, Rail Position: +0.5m Entire

Section												Last 600m	
Field Times		Overall	1200m	1000m	800m	600m	400m						0:00.00
		1:20.93 (0:11.00)	1:09.93 (0:10.82)	0:59.11 (0:11.33)	0:47.78 (0:12.21)	0:35.57 (0:12.13)	0:23.44 (0:11.32)						
Rank	TAB	Horse/Jockey	Barrier	Top Speed [km/h]	Fastest Section								Distance Travelled [m]
1	8	THESECONDATPORTSEA Damien Thornton	3	68.6 1200m	0:10.86 1200m	1:20.93 [1] (0:11.41)	1:09.52 [8] (0:10.86)	0:58.66 [7] (0:11.49)	0:47.17 [6] (0:12.16)	0:35.01 [5] (0:12.13)	0:22.88 [6] (0:11.22)	0:35.01	
2	2	QUOTHQUAN Jake Molloy	14	66.2 400m	0:11.17 1200m	1:20.98 [2] (0:11.51)	1:09.47 [10] (0:11.17)	0:58.30 [12] (0:11.41)	0:46.89 [10] (0:12.18)	0:34.71 [10] (0:11.96)	0:22.75 [9] (0:11.33)	0:34.71	+5
3	1	RUSSIAN MYSTIC Kyle Wilson-Taylor	9	67.1 1200m	0:10.97 1200m	1:21.06 [3] (0:11.15)	1:09.91 [5] (0:10.97)	0:58.94 [6] (0:11.47)	0:47.47 [5] (0:12.35)	0:35.12 [6] (0:11.98)	0:23.14 [5] (0:11.34)	0:35.12	+10
4	11	SOARING PHOENIX Jim Byrne	2	67.9 1200m	0:10.76 1200m	1:21.09 [4] (0:11.07)	1:10.02 [2] (0:10.76)	0:59.26 [3] (0:11.32)	0:47.94 [1] (0:12.21)	0:35.73 [1] (0:12.13)	0:23.60 [1] (0:11.32)	0:35.73	+3
5	3	NOTACLUEHOWORWHO Cejay Graham	7	67.9 1200m	0:10.94 1200m	1:21.18 [5] (0:11.55)	1:09.63 [12] (0:10.94)	0:58.69 [10] (0:11.46)	0:47.23 [9] (0:12.24)	0:34.99 [9] (0:12.05)	0:22.94 [10] (0:11.37)	0:34.99	+3
6	9	FIRE LOVE Robbie Dolan	5	67.1 1200m	0:10.88 1200m	1:21.39 [6] (0:11.11)	1:10.28 [3] (0:10.88)	0:59.40 [4] (0:11.36)	0:48.04 [3] (0:12.22)	0:35.82 [2] (0:12.04)	0:23.78 [2] (0:11.60)	0:35.82	+6
7	6	DULY ELECTED Angela Jones	1	Data was not able to be tracked for this horse		----	----	----	----	----	----	----	----
8	14	CLASSIQUE GAL Samantha Collett	10	67.2 1200m	0:10.94 1200m	1:21.49 [8] (0:11.44)	1:10.05 [9] (0:10.94)	0:59.11 [8] (0:11.44)	0:47.67 [7] (0:12.20)	0:35.47 [7] (0:12.03)	0:23.44 [6] (0:11.39)	0:35.47	+6
9	13	STEAL THE FIELD Melea Castle	4	67.8 1200m	0:10.82 1200m	1:21.72 [9] (0:11.27)	1:10.45 [6] (0:10.82)	0:59.63 [5] (0:11.43)	0:48.20 [4] (0:12.20)	0:36.00 [4] (0:12.06)	0:23.94 [4] (0:11.46)	0:36.00	+3
10	5	HE'S FOR THE GIRLS Martin Harley	15	66.5 1200m	0:10.88 1200m	1:21.73 [10] (0:11.80)	1:09.93 [14] (0:10.88)	0:59.05 [13] (0:11.42)	0:47.63 [11] (0:12.20)	0:35.43 [11] (0:12.06)	0:23.37 [12] (0:11.41)	0:35.43	+2

Scratched: Reel Wild (#12), War Too All (#16), Up The Country (#17)

Report Created: Sat 10 February 2024 15:40 GMT+ (Note: Timing is based on position data)

Page 1/18

[ ] Ranking at each section and finish  
 ---- No data available at this section  
 NA No data available  
 SCN Saddle cloth number  
 DNF Did not finish  
 DNT Did not track

data processed by TRIPLESDATA



# Doomben QLD Professional

## Race 5: CASCADE Class 1 Handicap - 1350m

10 February 2024 - 14:34



Track Rating: Soft 5, Weather: Fine, Rail Position: +0.5m Entire

Section		Overall	1200m	1000m	800m	600m	400m	Last 600m				
Field Times		1:20.93 (0:11.00)	1:09.93 (0:10.82)	0:59.11 (0:11.33)	0:47.78 (0:12.21)	0:35.57 (0:12.13)	0:23.44 (0:11.32)	0:00.00				
Rank	TAB Horse/Jockey	Barrier	Top Speed [km/h]	Fastest Section	Distance Travelled [m]							
11	7 <b>COASTAL RAIDER</b> Andrew Mallyon	6	67.6 1200m	0:10.82 1200m	1:21.75 [11] (0:11.00)	1:10.75 [1] (0:10.82)	0:59.93 [2] (0:11.50)	0:48.43 [2] (0:12.25)	0:36.18 [2] (0:12.07)	0:24.11 [3] (0:11.58)	0:36.18	+8
12	4 <b>ONE REASON</b> Les Tilley	16	67.0 1200m	0:11.06 1200m	1:21.75 [12] (0:11.34)	1:10.41 [7] (0:11.06)	0:59.35 [9] (0:11.51)	0:47.84 [8] (0:12.17)	0:35.67 [8] (0:12.03)	0:23.64 [8] (0:11.45)	0:35.67	+8
13	10 <b>ILFRACOMBE KID</b> Kirk Matheson	13	67.2 1200m	0:10.96 1200m	1:22.14 [13] (0:11.53)	1:10.61 [11] (0:10.96)	0:59.65 [11] (0:11.61)	0:48.04 [12] (0:12.22)	0:35.82 [12] (0:12.01)	0:23.81 [11] (0:11.65)	0:35.82	+5
14	15 <b>SUKICHE</b> Luke Tarrant	12	65.6 1200m	0:11.20 1200m	1:22.36 [14] (0:11.63)	1:10.73 [13] (0:11.20)	0:59.53 [14] (0:11.50)	0:48.03 [13] (0:12.21)	0:35.82 [13] (0:11.86)	0:23.96 [13] (0:11.60)	0:35.82	+2

Scratched: Reel Wild (#12), War Too All (#16), Up The Country (#17)

[ ] Ranking at each section and finish  
 -:-:- No data available at this section  
 NA No data available

SCN Saddle cloth number  
 DNF Did not finish  
 DNT Did not track



**Doomben QLD Professional**  
**Race 5: CASCADE Class 1 Handicap - 1350m**  
**10 February 2024 - 14:34**



Track Rating: Soft 5, Weather: Fine, Rail Position: +0.5m Entire

Section								200m	Last 600m
Field Times								0:12.12 (0:12.12)	0:00.00
Rank	TAB	Horse/Jockey	Barrier	Top Speed [km/h]	Fastest Section	Margin	Margin		Distance Travelled [m]
1	8	THESECONDATPORTSEA Damien Thornton	3	68.6 1200m	0:10.86 1200m	0:11.66 [6] (0:11.66)	1:20.93		0:35.01
2	2	QUOTHQUAN Jake Molloy	14	66.2 400m	0:11.17 1200m	0:11.42 [9] (0:11.42)	0.34L		0:34.71 +5
3	1	RUSSIAN MYSTIC Kyle Wilson-Taylor	9	67.1 1200m	0:10.97 1200m	0:11.80 [5] (0:11.80)	0.78L		0:35.12 +10
4	11	SOARING PHOENIX Jim Byrne	2	67.9 1200m	0:10.76 1200m	0:12.28 [1] (0:12.28)	0.94L		0:35.73 +3
5	3	NOTACLUEHOWORWHO Cejay Graham	7	67.9 1200m	0:10.94 1200m	0:11.57 [10] (0:11.57)	1.5L		0:34.99 +3
6	9	FIRE LOVE Robbie Dolan	5	67.1 1200m	0:10.88 1200m	0:12.18 [2] (0:12.18)	2.72L		0:35.82 +6
7	6	DULY ELECTED Angela Jones	1	Data was not able to be tracked for this horse		-:--:-	3.06L		-:--:- ----
8	14	CLASSIQUE GAL Samantha Collett	10	67.2 1200m	0:10.94 1200m	0:12.05 [7] (0:12.05)	3.34L		0:35.47 +6
9	13	STEAL THE FIELD Melea Castle	4	67.8 1200m	0:10.82 1200m	0:12.48 [4] (0:12.48)	4.69L		0:36.00 +3
10	5	HE'S FOR THE GIRLS Martin Harley	15	66.5 1200m	0:10.88 1200m	0:11.96 [11] (0:11.96)	4.73L		0:35.43 +2

Scratched: Reel Wild (#12), War Too All (#16), Up The Country (#17)



**Doomben QLD Professional**  
**Race 5: CASCADE Class 1 Handicap - 1350m**  
**10 February 2024 - 14:34**



Track Rating: Soft 5, Weather: Fine, Rail Position: +0.5m Entire

Section				200m				Last 600m	
Field Times				0:12.12 (0:12.12)				0:00.00	
Rank	TAB Horse/Jockey	Barrier	Top Speed [km/h]	Fastest Section	Margin				Distance Travelled [m]
11	7 <b>COASTAL RAIDER</b> Andrew Mallyon	6	67.6 1200m	0:10.82 1200m	0:12.53 [3] (0:12.53)	4.84L		0:36.18	+8
12	4 <b>ONE REASON</b> Les Tilley	16	67.0 1200m	0:11.06 1200m	0:12.19 [8] (0:12.19)	4.85L		0:35.67	+8
13	10 <b>ILFRACOMBE KID</b> Kirk Matheson	13	67.2 1200m	0:10.96 1200m	0:12.16 [12] (0:12.16)	7.14L		0:35.82	+5
14	15 <b>SUKICHE</b> Luke Tarrant	12	65.6 1200m	0:11.20 1200m	0:12.36 [13] (0:12.36)	8.41L		0:35.82	+2

Scratched: Reel Wild (#12), War Too All (#16), Up The Country (#17)

[ ] Ranking at each section and finish  
 -:-:-:- No data available at this section  
 NA No data available

SCN Saddle cloth number  
 DNF Did not finish  
 DNT Did not track



Horse/Jockey Name	Thesecondatportsea
Final Rank	1
Fastest Section Time (Section)	0:10.86 (1200m)
Top Speed [km/h] (Section)	68.6 (1200m)
Race State	Finished



Doomben QLD Professional

Race 5: CASCADE Class 1 Handicap - 1350m

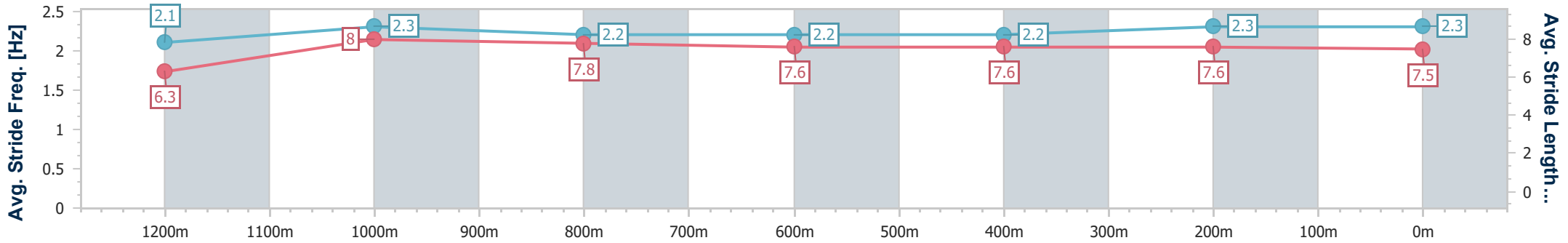
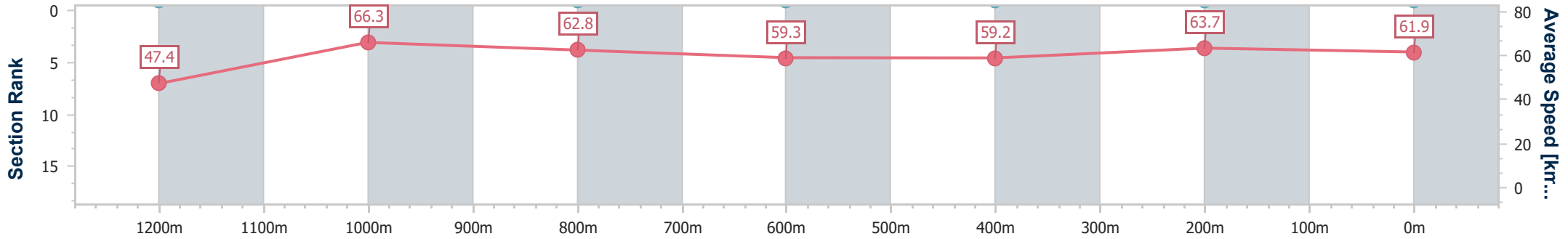
10 February 2024 - 14:34

Track Rating: Soft 5, Weather: Fine, Rail Position: +0.5m Entire



BRISBANE RACING CLUB

Section	Overall	1200m	1000m	800m	600m	400m	200m
Section Times	1:20.93 [1] (0:11.41)	1:09.52 [8] (0:10.86)	0:58.66 [7] (0:11.49)	0:47.17 [6] (0:12.16)	0:35.01 [5] (0:12.13)	0:22.88 [6] (0:11.22)	0:11.66 [6] (0:11.66)
Average Speed [km/h]	47.4	66.3	62.8	59.3	59.2	63.7	61.9
Top Speed [km/h]	65.2	68.6	65.2	60.1	60.7	65.9	65.0
Avg. Dist. to Rail [m]	2.6	0.5	0.4	0.7	0.8	1.8	1.0
Avg. Stride Freq. [Hz]	2.1	2.3	2.2	2.2	2.2	2.3	2.3
Avg. Stride Length [m]	6.3	8.0	7.8	7.6	7.6	7.6	7.5



- [ ] Ranking at each section and finish
- .-.- No data available at this section
- NA No data available



Horse/Jockey Name	Quothquan
Final Rank	2
Fastest Section Time (Section)	0:11.17 (1200m)
Top Speed [km/h] (Section)	66.2 (400m)
Race State	Finished



Doomben QLD Professional

Race 5: CASCADE Class 1 Handicap - 1350m

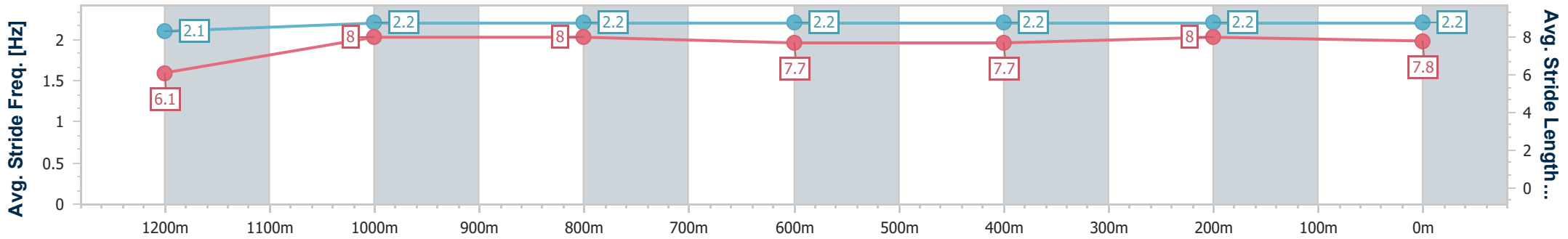
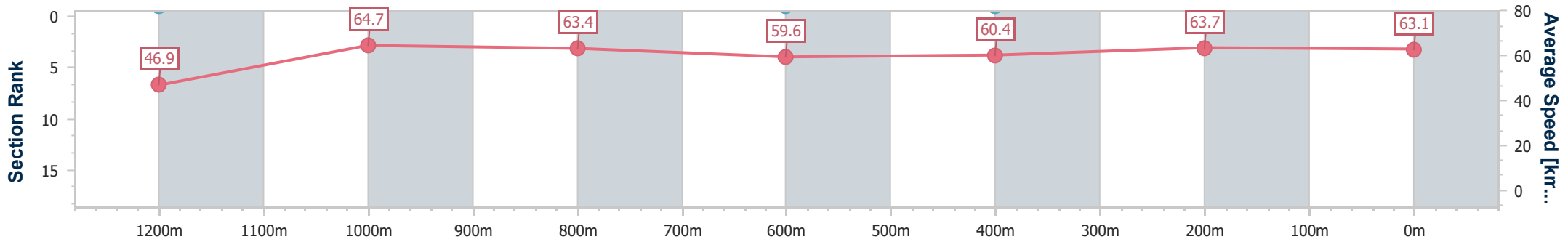
10 February 2024 - 14:34

Track Rating: Soft 5, Weather: Fine, Rail Position: +0.5m Entire



BRISBANE RACING CLUB

Section	Overall	1200m	1000m	800m	600m	400m	200m
Section Times	1:20.98 [2] (0:11.51)	1:09.47 [10] (0:11.17)	0:58.30 [12] (0:11.41)	0:46.89 [10] (0:12.18)	0:34.71 [10] (0:11.96)	0:22.75 [9] (0:11.33)	0:11.42 [9] (0:11.42)
Average Speed [km/h]	46.9	64.7	63.4	59.6	60.4	63.7	63.1
Top Speed [km/h]	62.1	65.9	65.3	60.9	62.1	66.2	64.5
Avg. Dist. to Rail [m]	11.8	3.0	1.6	2.0	1.0	2.0	5.2
Avg. Stride Freq. [Hz]	2.1	2.2	2.2	2.2	2.2	2.2	2.2
Avg. Stride Length [m]	6.1	8.0	8.0	7.7	7.7	8.0	7.8



- [ ] Ranking at each section and finish
- .-.- No data available at this section
- NA No data available



Horse/Jockey Name	Russian Mystic
Final Rank	3
Fastest Section Time (Section)	0:10.97 (1200m)
Top Speed [km/h] (Section)	67.1 (1200m)
Race State	Finished



Doomben QLD Professional

Race 5: CASCADE Class 1 Handicap - 1350m

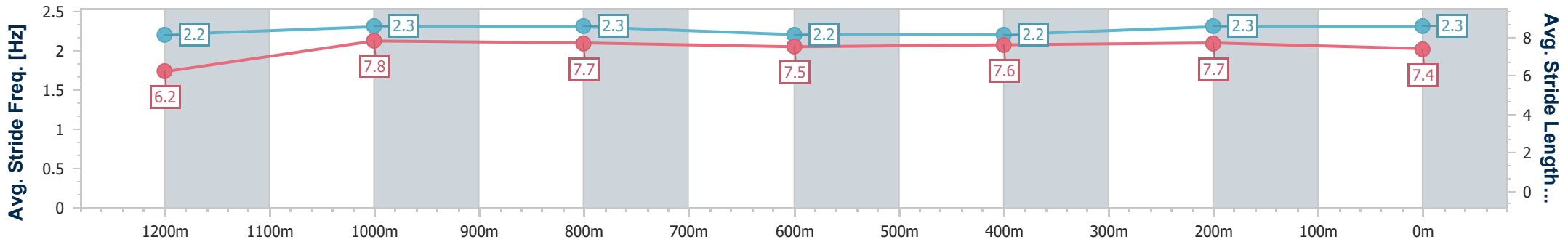
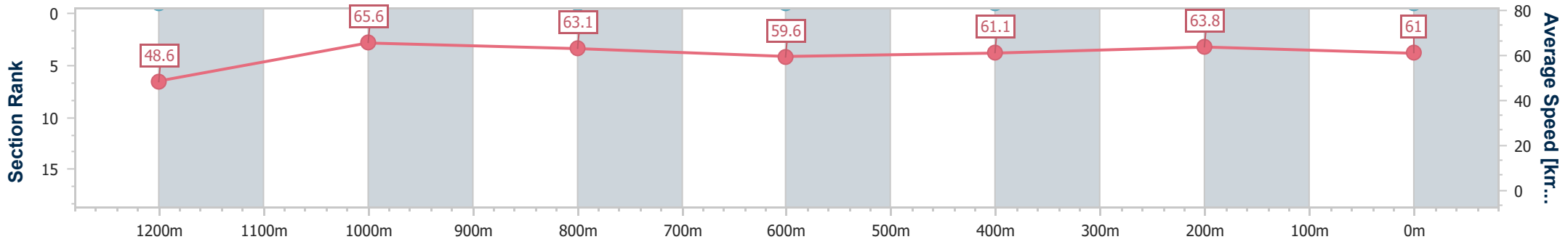
10 February 2024 - 14:34

Track Rating: Soft 5, Weather: Fine, Rail Position: +0.5m Entire



BRISBANE RACING CLUB

Section	Overall	1200m	1000m	800m	600m	400m	200m
Section Times	1:21.06 [3] (0:11.15)	1:09.91 [5] (0:10.97)	0:58.94 [6] (0:11.47)	0:47.47 [5] (0:12.35)	0:35.12 [6] (0:11.98)	0:23.14 [5] (0:11.34)	0:11.80 [5] (0:11.80)
Average Speed [km/h]	48.6	65.6	63.1	59.6	61.1	63.8	61.0
Top Speed [km/h]	65.1	67.1	64.2	61.5	63.1	65.4	64.1
Avg. Dist. to Rail [m]	8.6	6.0	3.4	4.1	2.6	3.7	4.0
Avg. Stride Freq. [Hz]	2.2	2.3	2.3	2.2	2.2	2.3	2.3
Avg. Stride Length [m]	6.2	7.8	7.7	7.5	7.6	7.7	7.4



- [ ] Ranking at each section and finish
- .-.- No data available at this section
- NA No data available



Horse/Jockey Name	Soaring Phoenix
Final Rank	4
Fastest Section Time (Section)	0:10.76 (1200m)
Top Speed [km/h] (Section)	67.9 (1200m)
Race State	Finished



Doomben QLD Professional

Race 5: CASCADE Class 1 Handicap - 1350m

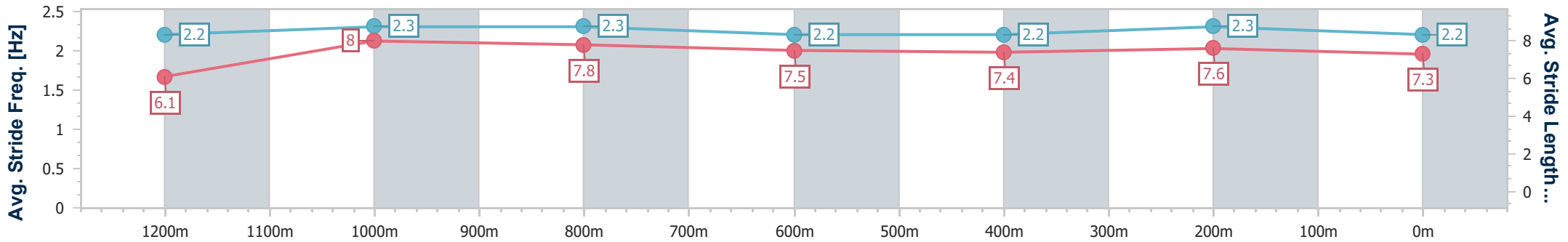
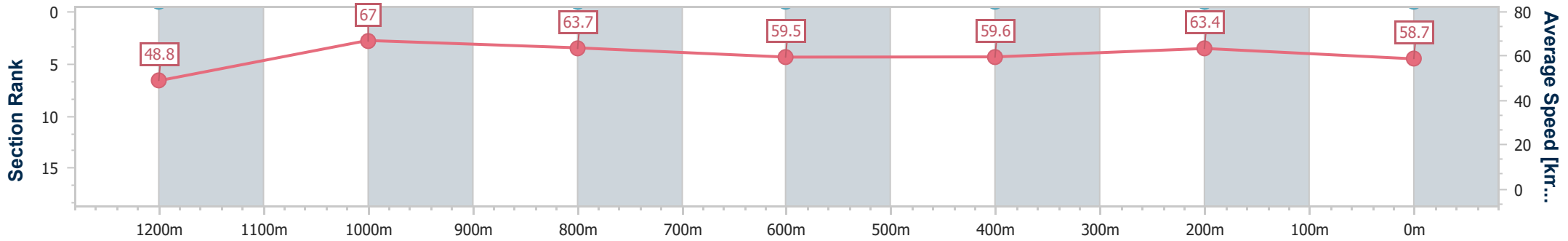
10 February 2024 - 14:34

Track Rating: Soft 5, Weather: Fine, Rail Position: +0.5m Entire



BRISBANE RACING CLUB

Section	Overall	1200m	1000m	800m	600m	400m	200m
Section Times	1:21.09 [4] (0:11.07)	1:10.02 [2] (0:10.76)	0:59.26 [3] (0:11.32)	0:47.94 [1] (0:12.21)	0:35.73 [1] (0:12.13)	0:23.60 [1] (0:11.32)	0:12.28 [1] (0:12.28)
Average Speed [km/h]	48.8	67.0	63.7	59.5	59.6	63.4	58.7
Top Speed [km/h]	67.5	67.9	66.4	60.5	61.5	65.0	61.6
Avg. Dist. to Rail [m]	3.0	2.7	1.2	1.4	0.7	0.8	0.3
Avg. Stride Freq. [Hz]	2.2	2.3	2.3	2.2	2.2	2.3	2.2
Avg. Stride Length [m]	6.1	8.0	7.8	7.5	7.4	7.6	7.3



- [ ] Ranking at each section and finish
- .-.- No data available at this section
- NA No data available





Horse/Jockey Name	Notacluehoworwho
Final Rank	5
Fastest Section Time (Section)	0:10.94 (1200m)
Top Speed [km/h] (Section)	67.9 (1200m)
Race State	Finished



Doomben QLD Professional

Race 5: CASCADE Class 1 Handicap - 1350m

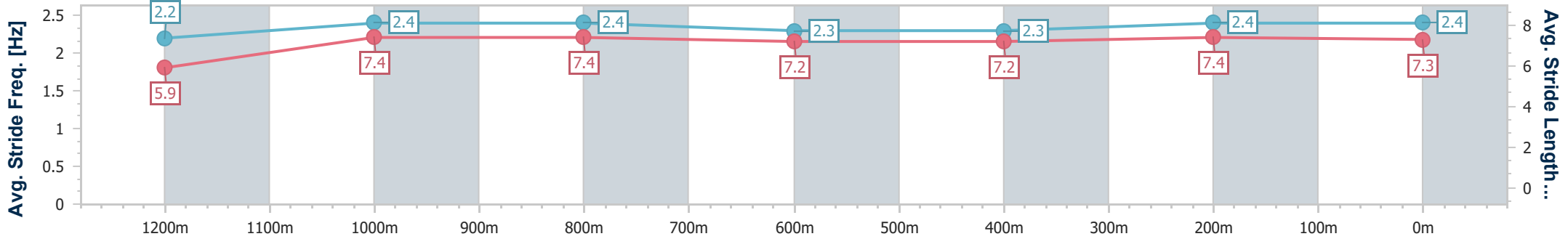
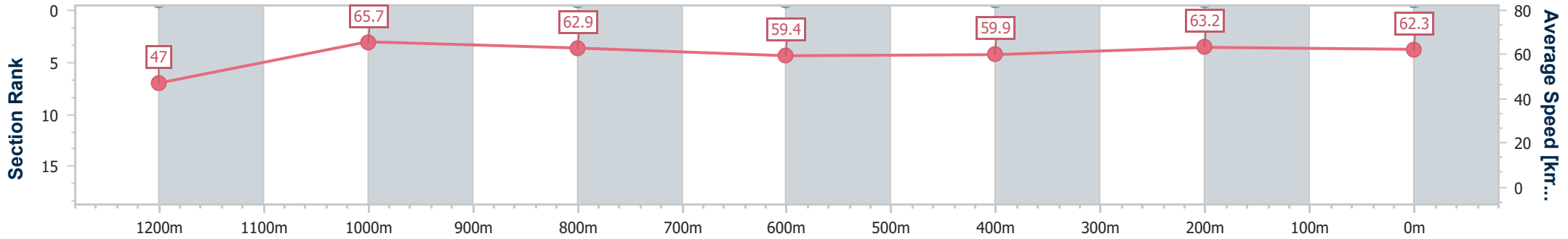
10 February 2024 - 14:34

Track Rating: Soft 5, Weather: Fine, Rail Position: +0.5m Entire



BRISBANE RACING CLUB

Section	Overall	1200m	1000m	800m	600m	400m	200m
Section Times	1:21.18 [5] (0:11.55)	1:09.63 [12] (0:10.94)	0:58.69 [10] (0:11.46)	0:47.23 [9] (0:12.24)	0:34.99 [9] (0:12.05)	0:22.94 [10] (0:11.37)	0:11.57 [10] (0:11.57)
Average Speed [km/h]	47.0	65.7	62.9	59.4	59.9	63.2	62.3
Top Speed [km/h]	63.6	67.9	64.8	61.4	61.3	66.5	65.2
Avg. Dist. to Rail [m]	6.8	1.2	0.5	1.8	0.7	0.8	1.6
Avg. Stride Freq. [Hz]	2.2	2.4	2.4	2.3	2.3	2.4	2.4
Avg. Stride Length [m]	5.9	7.4	7.4	7.2	7.2	7.4	7.3



- [ ] Ranking at each section and finish
- .-.- No data available at this section
- NA No data available



Horse/Jockey Name	Fire Love
Final Rank	6
Fastest Section Time (Section)	0:10.88 (1200m)
Top Speed [km/h] (Section)	67.1 (1200m)
Race State	Finished



### Doomben QLD Professional

Race 5: CASCADE Class 1 Handicap - 1350m

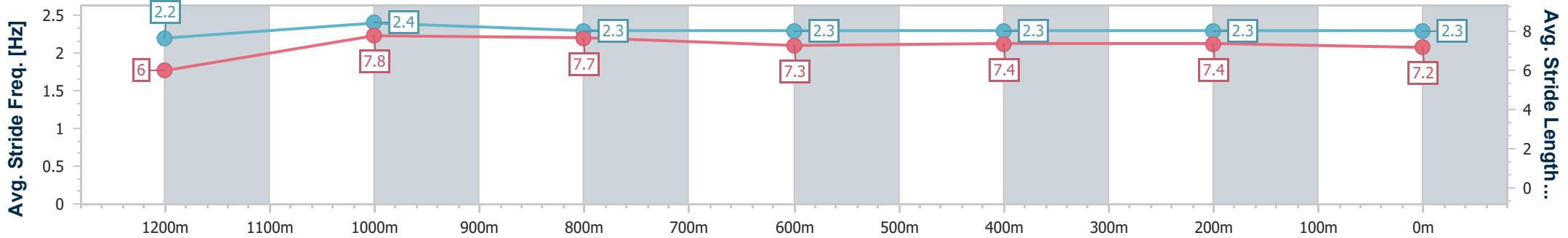
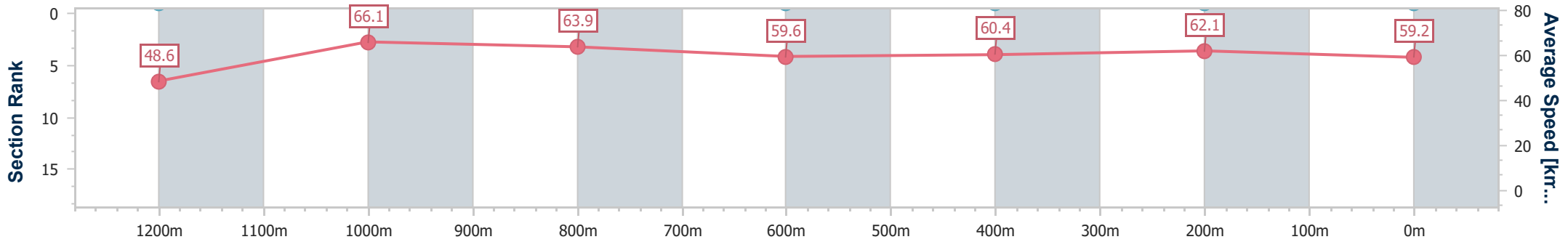
10 February 2024 - 14:34

Track Rating: Soft 5, Weather: Fine, Rail Position: +0.5m Entire



BRISBANE RACING CLUB

Section	Overall	1200m	1000m	800m	600m	400m	200m
Section Times	1:21.39 [6] (0:11.11)	1:10.28 [3] (0:10.88)	0:59.40 [4] (0:11.36)	0:48.04 [3] (0:12.22)	0:35.82 [2] (0:12.04)	0:23.78 [2] (0:11.60)	0:12.18 [2] (0:12.18)
Average Speed [km/h]	48.6	66.1	63.9	59.6	60.4	62.1	59.2
Top Speed [km/h]	65.2	67.1	65.9	61.1	61.5	62.9	62.1
Avg. Dist. to Rail [m]	6.1	3.8	2.6	2.7	1.7	1.0	1.2
Avg. Stride Freq. [Hz]	2.2	2.4	2.3	2.3	2.3	2.3	2.3
Avg. Stride Length [m]	6.0	7.8	7.7	7.3	7.4	7.4	7.2



- [ ] Ranking at each section and finish
- .-.- No data available at this section
- NA No data available



Horse/Jockey Name	Classique Gal
Final Rank	8
Fastest Section Time (Section)	0:10.94 (1200m)
Top Speed [km/h] (Section)	67.2 (1200m)
Race State	Finished



Doomben QLD Professional

Race 5: CASCADE Class 1 Handicap - 1350m

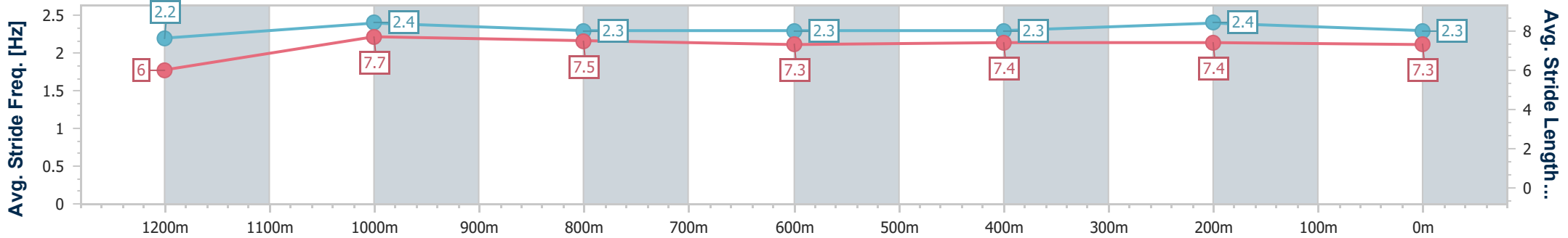
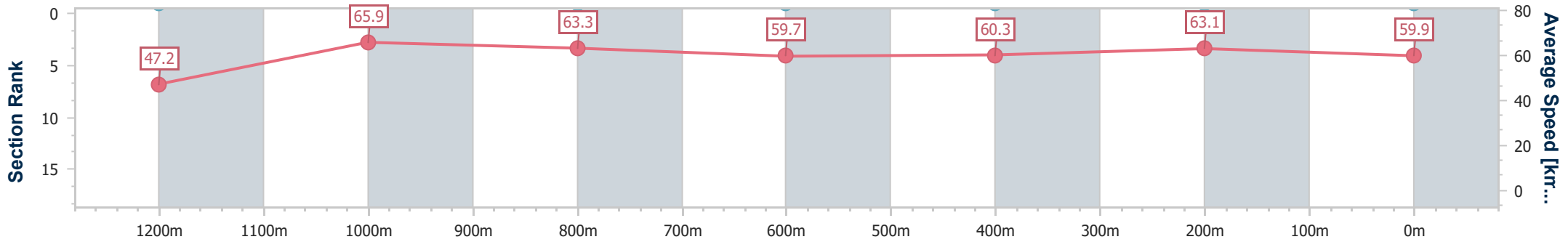
10 February 2024 - 14:34

Track Rating: Soft 5, Weather: Fine, Rail Position: +0.5m Entire



BRISBANE RACING CLUB

Section	Overall	1200m	1000m	800m	600m	400m	200m
Section Times	1:21.49 [8] (0:11.44)	1:10.05 [9] (0:10.94)	0:59.11 [8] (0:11.44)	0:47.67 [7] (0:12.20)	0:35.47 [7] (0:12.03)	0:23.44 [6] (0:11.39)	0:12.05 [7] (0:12.05)
Average Speed [km/h]	47.2	65.9	63.3	59.7	60.3	63.1	59.9
Top Speed [km/h]	65.1	67.2	65.7	60.6	61.6	64.6	62.8
Avg. Dist. to Rail [m]	9.2	3.4	2.4	2.2	1.1	1.6	3.2
Avg. Stride Freq. [Hz]	2.2	2.4	2.3	2.3	2.3	2.4	2.3
Avg. Stride Length [m]	6.0	7.7	7.5	7.3	7.4	7.4	7.3



- [ ] Ranking at each section and finish
- .-.- No data available at this section
- NA No data available



Horse/Jockey Name	Steal The Field
Final Rank	9
Fastest Section Time (Section)	0:10.82 (1200m)
Top Speed [km/h] (Section)	67.8 (1200m)
Race State	Finished



Doomben QLD Professional

Race 5: CASCADE Class 1 Handicap - 1350m

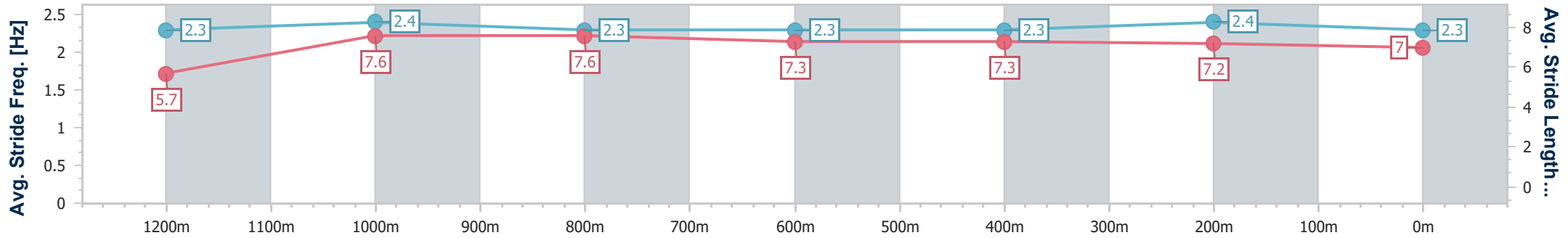
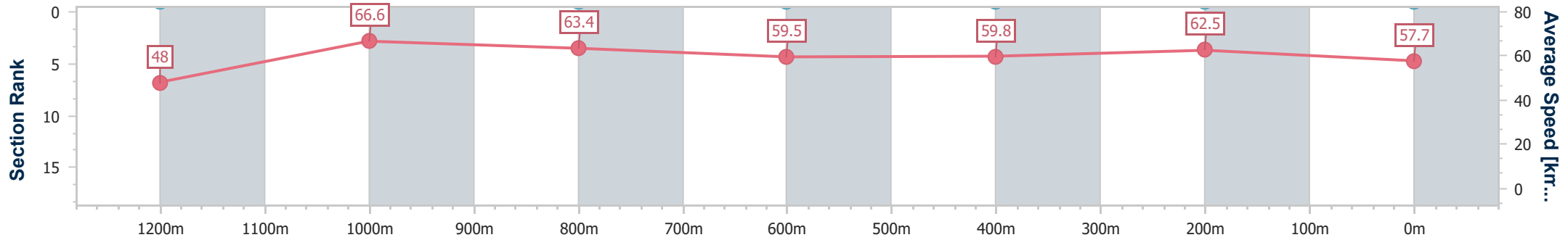
10 February 2024 - 14:34

Track Rating: Soft 5, Weather: Fine, Rail Position: +0.5m Entire



BRISBANE RACING CLUB

Section	Overall	1200m	1000m	800m	600m	400m	200m
Section Times	1:21.72 [9] (0:11.27)	1:10.45 [6] (0:10.82)	0:59.63 [5] (0:11.43)	0:48.20 [4] (0:12.20)	0:36.00 [4] (0:12.06)	0:23.94 [4] (0:11.46)	0:12.48 [4] (0:12.48)
Average Speed [km/h]	48.0	66.6	63.4	59.5	59.8	62.5	57.7
Top Speed [km/h]	65.9	67.8	65.2	61.1	60.7	64.2	61.4
Avg. Dist. to Rail [m]	3.9	2.0	2.1	1.8	0.7	0.8	0.3
Avg. Stride Freq. [Hz]	2.3	2.4	2.3	2.3	2.3	2.4	2.3
Avg. Stride Length [m]	5.7	7.6	7.6	7.3	7.3	7.2	7.0



- [ ] Ranking at each section and finish
- .-.- No data available at this section
- NA No data available



Horse/Jockey Name	He's For The Girls
Final Rank	10
Fastest Section Time (Section)	0:10.88 (1200m)
Top Speed [km/h] (Section)	66.5 (1200m)
Race State	Finished



Doomben QLD Professional

Race 5: CASCADE Class 1 Handicap - 1350m

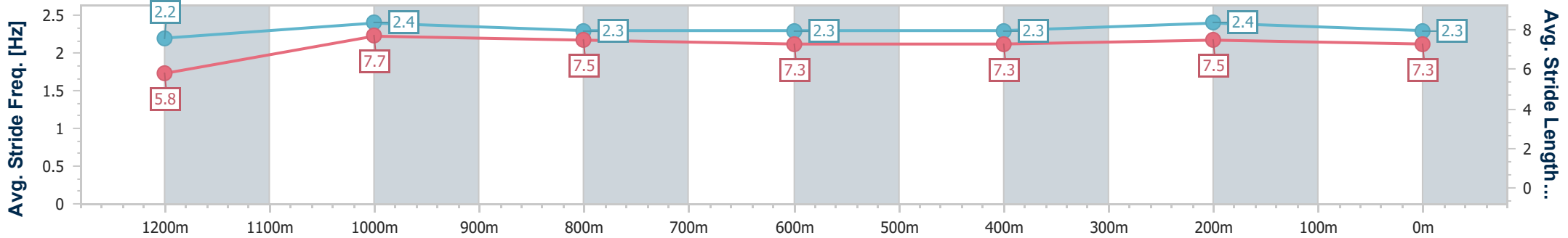
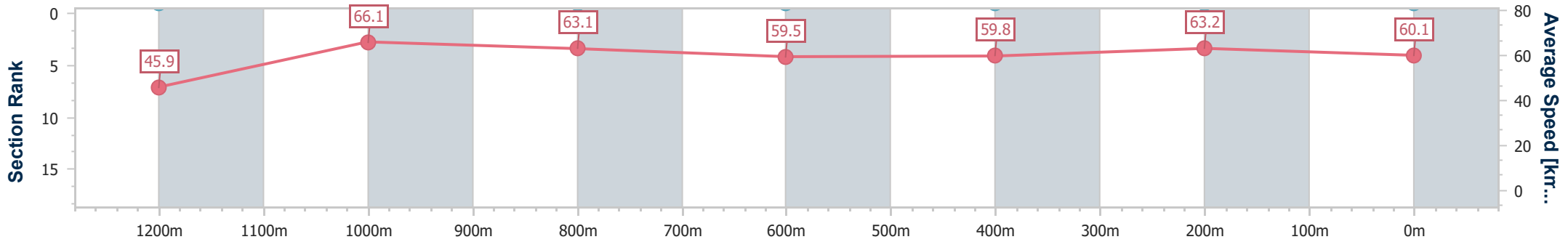
10 February 2024 - 14:34

Track Rating: Soft 5, Weather: Fine, Rail Position: +0.5m Entire



BRISBANE RACING CLUB

Section	Overall	1200m	1000m	800m	600m	400m	200m
Section Times	1:21.73 [10] (0:11.80)	1:09.93 [14] (0:10.88)	0:59.05 [13] (0:11.42)	0:47.63 [11] (0:12.20)	0:35.43 [11] (0:12.06)	0:23.37 [12] (0:11.41)	0:11.96 [11] (0:11.96)
Average Speed [km/h]	45.9	66.1	63.1	59.5	59.8	63.2	60.1
Top Speed [km/h]	64.9	66.5	65.8	61.4	61.4	64.5	63.2
Avg. Dist. to Rail [m]	9.7	0.7	0.3	1.2	0.7	0.8	3.7
Avg. Stride Freq. [Hz]	2.2	2.4	2.3	2.3	2.3	2.4	2.3
Avg. Stride Length [m]	5.8	7.7	7.5	7.3	7.3	7.5	7.3



- [ ] Ranking at each section and finish
- .-.- No data available at this section
- NA No data available



Horse/Jockey Name	Coastal Raider
Final Rank	11
Fastest Section Time (Section)	0:10.82 (1200m)
Top Speed [km/h] (Section)	67.6 (1200m)
Race State	Finished



Doomben QLD Professional

Race 5: CASCADE Class 1 Handicap - 1350m

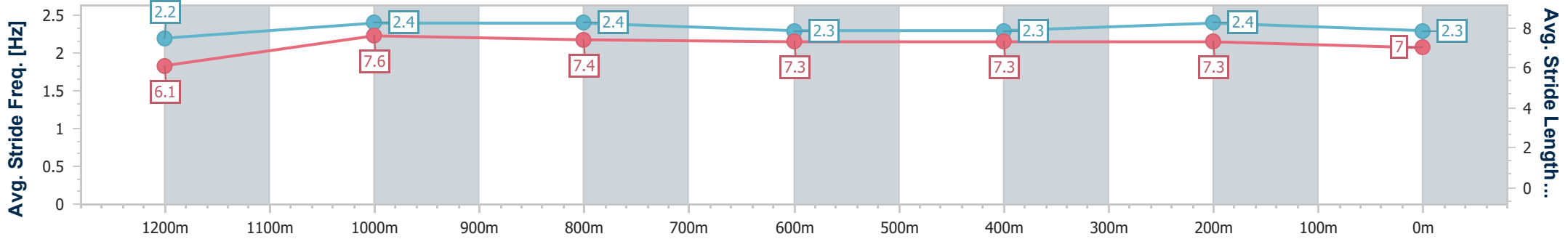
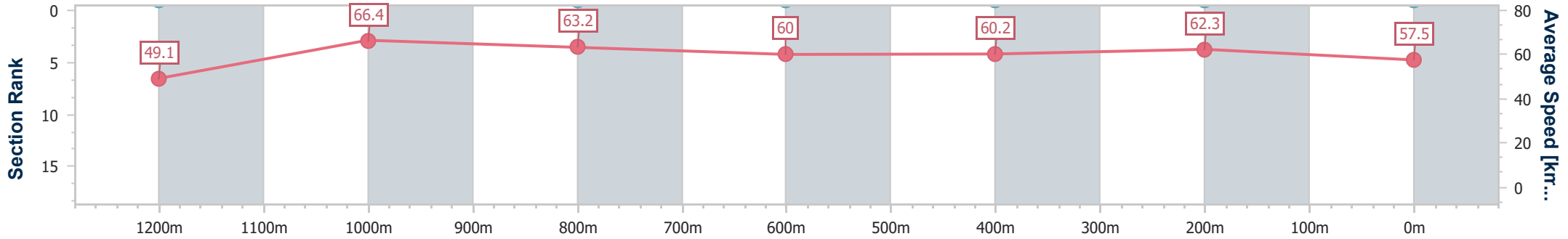
10 February 2024 - 14:34

Track Rating: Soft 5, Weather: Fine, Rail Position: +0.5m Entire



BRISBANE RACING CLUB

Section	Overall	1200m	1000m	800m	600m	400m	200m
Section Times	1:21.75 [11] (0:11.00)	1:10.75 [1] (0:10.82)	0:59.93 [2] (0:11.50)	0:48.43 [2] (0:12.25)	0:36.18 [2] (0:12.07)	0:24.11 [3] (0:11.58)	0:12.53 [3] (0:12.53)
Average Speed [km/h]	49.1	66.4	63.2	60.0	60.2	62.3	57.5
Top Speed [km/h]	64.4	67.6	66.3	61.3	62.1	63.9	60.8
Avg. Dist. to Rail [m]	6.5	5.1	3.5	3.6	2.0	1.5	2.3
Avg. Stride Freq. [Hz]	2.2	2.4	2.4	2.3	2.3	2.4	2.3
Avg. Stride Length [m]	6.1	7.6	7.4	7.3	7.3	7.3	7.0



- [ ] Ranking at each section and finish
- .-.- No data available at this section
- NA No data available



Horse/Jockey Name	One Reason
Final Rank	12
Fastest Section Time (Section)	0:11.06 (1200m)
Top Speed [km/h] (Section)	67.0 (1200m)
Race State	Finished



Doomben QLD Professional

Race 5: CASCADE Class 1 Handicap - 1350m

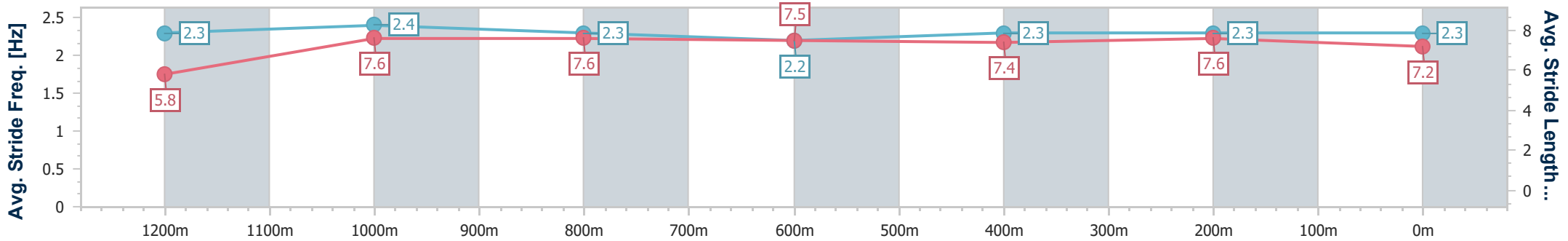
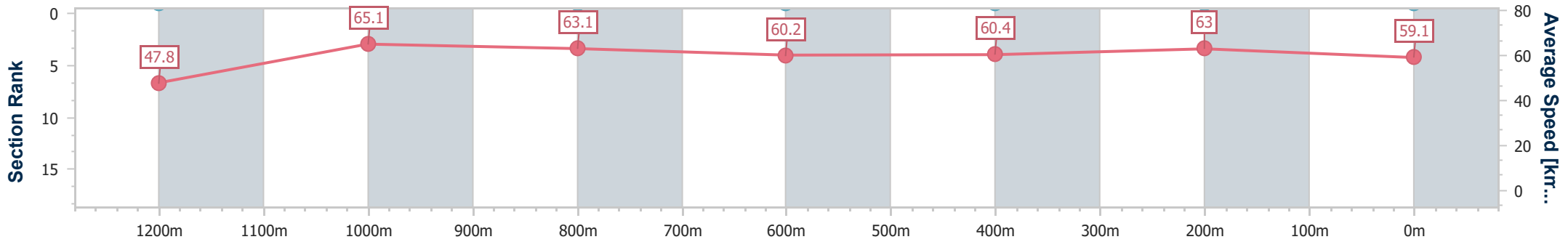
10 February 2024 - 14:34

Track Rating: Soft 5, Weather: Fine, Rail Position: +0.5m Entire



BRISBANE RACING CLUB

Section	Overall	1200m	1000m	800m	600m	400m	200m
Section Times	1:21.75 [12] (0:11.34)	1:10.41 [7] (0:11.06)	0:59.35 [9] (0:11.51)	0:47.84 [8] (0:12.17)	0:35.67 [8] (0:12.03)	0:23.64 [8] (0:11.45)	0:12.19 [8] (0:12.19)
Average Speed [km/h]	47.8	65.1	63.1	60.2	60.4	63.0	59.1
Top Speed [km/h]	65.3	67.0	64.5	61.2	62.9	64.3	61.4
Avg. Dist. to Rail [m]	14.3	7.9	4.0	3.1	1.9	3.8	7.5
Avg. Stride Freq. [Hz]	2.3	2.4	2.3	2.2	2.3	2.3	2.3
Avg. Stride Length [m]	5.8	7.6	7.6	7.5	7.4	7.6	7.2



- [ ] Ranking at each section and finish
- .-.- No data available at this section
- NA No data available



Horse/Jockey Name	Ilfracombe Kid
Final Rank	13
Fastest Section Time (Section)	0:10.96 (1200m)
Top Speed [km/h] (Section)	67.2 (1200m)
Race State	Finished



Doomben QLD Professional

Race 5: CASCADE Class 1 Handicap - 1350m

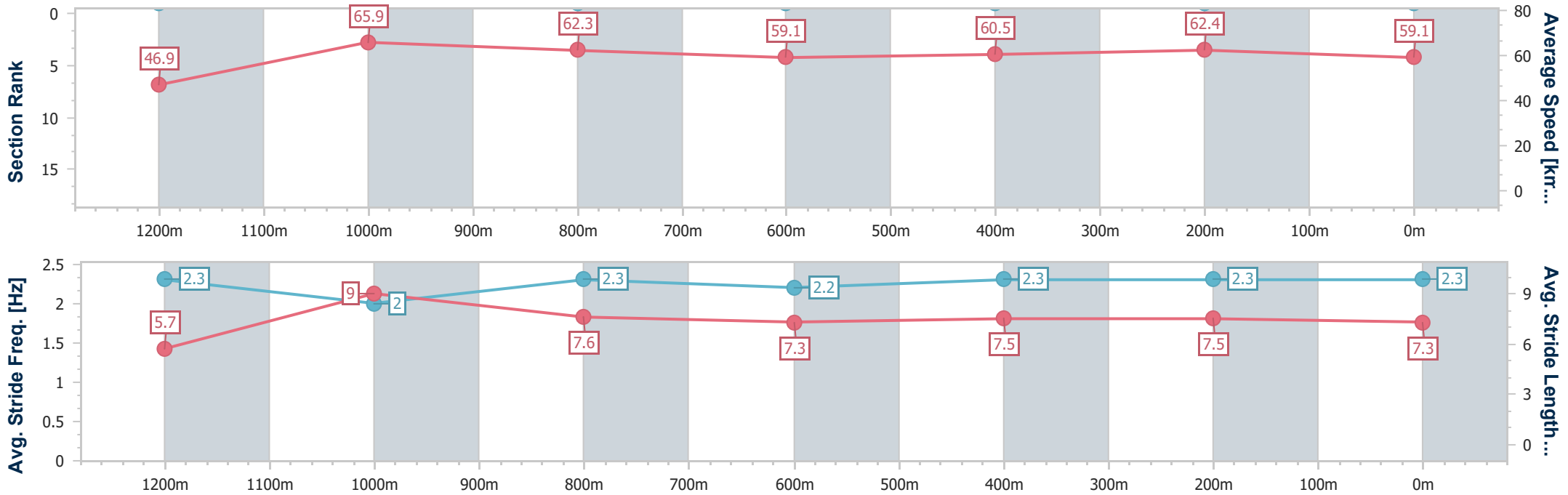
10 February 2024 - 14:34

Track Rating: Soft 5, Weather: Fine, Rail Position: +0.5m Entire



BRISBANE RACING CLUB

Section	Overall	1200m	1000m	800m	600m	400m	200m
Section Times	1:22.14 [13] (0:11.53)	1:10.61 [11] (0:10.96)	0:59.65 [11] (0:11.61)	0:48.04 [12] (0:12.22)	0:35.82 [12] (0:12.01)	0:23.81 [11] (0:11.65)	0:12.16 [12] (0:12.16)
Average Speed [km/h]	46.9	65.9	62.3	59.1	60.5	62.4	59.1
Top Speed [km/h]	65.5	67.2	63.6	61.0	62.9	63.2	61.8
Avg. Dist. to Rail [m]	12.1	5.9	2.6	1.1	1.8	3.8	6.4
Avg. Stride Freq. [Hz]	2.3	2.0	2.3	2.2	2.3	2.3	2.3
Avg. Stride Length [m]	5.7	9.0	7.6	7.3	7.5	7.5	7.3



- [ ] Ranking at each section and finish
- .-.-.- No data available at this section
- NA No data available





Horse/Jockey Name	Sukiche
Final Rank	14
Fastest Section Time (Section)	0:11.20 (1200m)
Top Speed [km/h] (Section)	65.6 (1200m)
Race State	Finished



Doomben QLD Professional

Race 5: CASCADE Class 1 Handicap - 1350m

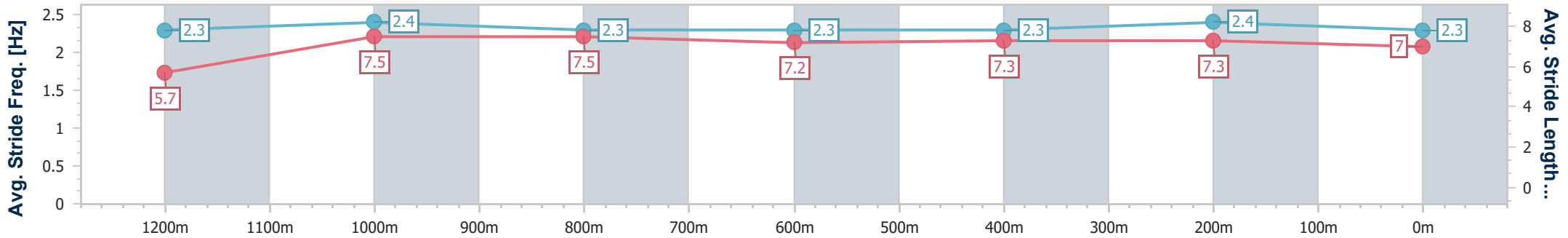
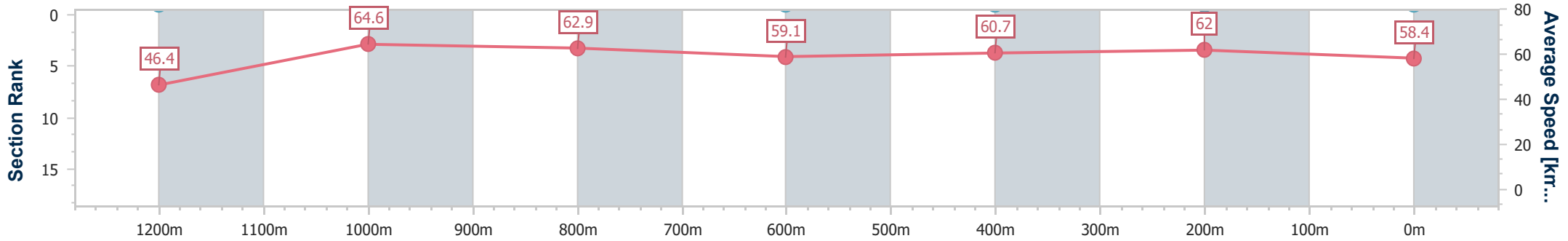
10 February 2024 - 14:34

Track Rating: Soft 5, Weather: Fine, Rail Position: +0.5m Entire



BRISBANE RACING CLUB

Section	Overall	1200m	1000m	800m	600m	400m	200m
Section Times	1:22.36 [14] (0:11.63)	1:10.73 [13] (0:11.20)	0:59.53 [14] (0:11.50)	0:48.03 [13] (0:12.21)	0:35.82 [13] (0:11.86)	0:23.96 [13] (0:11.60)	0:12.36 [13] (0:12.36)
Average Speed [km/h]	46.4	64.6	62.9	59.1	60.7	62.0	58.4
Top Speed [km/h]	64.0	65.6	65.0	61.8	62.8	63.4	60.4
Avg. Dist. to Rail [m]	11.8	5.4	2.7	0.6	0.3	1.9	4.7
Avg. Stride Freq. [Hz]	2.3	2.4	2.3	2.3	2.3	2.4	2.3
Avg. Stride Length [m]	5.7	7.5	7.5	7.2	7.3	7.3	7.0



- [ ] Ranking at each section and finish
- .-.- No data available at this section
- NA No data available



Horse/Jockey Name	Duly Elected
Final Rank	7
Fastest Section Time (Section)	-:--:--
Top Speed [km/h] (Section)	--.-
Race State	DidNotTrack



Doomben QLD Professional

Race 5: CASCADE Class 1 Handicap - 1350m

10 February 2024 - 14:34

Track Rating: Soft 5, Weather: Fine, Rail Position: +0.5m Entire



BRISBANE RACING CLUB

Section	Overall	1200m	1000m	800m	600m	400m	200m						
Section Times	-:--:--	-:--:--	-:--:--	-:--:--	-:--:--	-:--:--	-:--:--						
Average Speed [km/h]	--.-	--.-	--.-	--.-	--.-	--.-	--.-						
Top Speed [km/h]	--.-	--.-	--.-	--.-	--.-	--.-	--.-						
Avg. Dist. to Rail [m]	--	--	--	--	--	--	--						
Avg. Stride Freq. [Hz]	--.-	--.-	--.-	--.-	--.-	--.-	--.-						
Avg. Stride Length [m]	--.-	--.-	--.-	--.-	--.-	--.-	--.-						

- [ ] Ranking at each section and finish
- :--:-- No data available at this section
- NA No data available