



# Doomben QLD Professional

## Race 7: SKY RACING BENCHMARK 85 Handicap - 1200m

10 February 2024 - 15:47



BRISBANE  
RACING CLUB

Track Rating: Soft 5, Weather: Fine, Rail Position: +0.5m Entire

Section													Last 600m	
Field Times		Overall	1000m	800m	600m	400m	200m						0:35.51	
		1:10.36 (0:13.03)	0:57.33 (0:10.35)	0:46.98 (0:11.47)	0:35.51 (0:11.70)	0:23.81 (0:11.43)	0:12.38 (0:12.38)							
Rank	TAB Horse/Jockey	Barrier	Top Speed [km/h]	Fastest Section								Margin	Distance Travelled [m]	
1	5 NORTHERN EXPRESS Taylor Marshall	1	69.5 1000m	0:10.75 1000m	1:10.36 [1] (0:13.18)	0:57.18 [3] (0:10.75)	0:46.43 [4] (0:11.30)	0:35.13 [3] (0:11.83)	0:23.30 [5] (0:11.36)	0:11.94 [4] (0:11.94)	1:10.36	0:35.13		
2	10 MAHBABY Kyle Wilson-Taylor	9	69.2 Overall	0:10.77 1000m	1:10.46 [2] (0:13.64)	0:56.82 [8] (0:10.77)	0:46.05 [8] (0:11.17)	0:34.88 [7] (0:11.62)	0:23.26 [7] (0:11.37)	0:11.89 [5] (0:11.89)	0.54L	0:34.88	-5	
3	3 ENTERPRISE POMME Boris Thornton	12	71.7 1000m	0:10.35 1000m	1:10.50 [3] (0:13.03)	0:57.47 [1] (0:10.35)	0:47.12 [1] (0:11.47)	0:35.65 [1] (0:11.70)	0:23.95 [1] (0:11.43)	0:12.52 [1] (0:12.52)	0.8L	0:35.65	-6	
4	11 CRAZY TRAIN Andrew Mallyon	8	67.8 1000m	0:10.84 1000m	1:10.52 [4] (0:13.64)	0:56.88 [8] (0:10.84)	0:46.04 [9] (0:11.35)	0:34.69 [9] (0:11.47)	0:23.22 [8] (0:11.43)	0:11.79 [7] (0:11.79)	0.89L	0:34.69	-5	
5	12 JAYANTHI Nikita Beriman	3	70.1 1000m	0:10.59 1000m	1:10.77 [5] (0:13.42)	0:57.35 [6] (0:10.59)	0:46.76 [6] (0:11.24)	0:35.52 [5] (0:11.77)	0:23.75 [4] (0:11.35)	0:12.40 [3] (0:12.40)	2.41L	0:35.52	-1	
6	2 LA AMIGO Mark Du Plessis	5	69.9 1000m	0:10.60 1000m	1:10.93 [6] (0:13.14)	0:57.79 [2] (0:10.60)	0:47.19 [2] (0:11.21)	0:35.98 [2] (0:11.71)	0:24.27 [2] (0:11.51)	0:12.76 [2] (0:12.76)	3.3L	0:35.98	+1	
7	1 CONSTANT FLIGHT Jake Molloy	4	69.2 1000m	0:10.71 1000m	1:11.09 [7] (0:13.55)	0:57.54 [7] (0:10.71)	0:46.83 [7] (0:11.38)	0:35.45 [8] (0:11.72)	0:23.73 [9] (0:11.70)	0:12.03 [9] (0:12.03)	4.24L	0:35.45	-2	
8	4 LASTING KISS Jake Bayliss	2	68.6 Overall	0:10.72 1000m	1:11.38 [8] (0:13.27)	0:58.11 [5] (0:10.72)	0:47.39 [5] (0:11.43)	0:35.96 [6] (0:11.74)	0:24.22 [6] (0:11.77)	0:12.45 [8] (0:12.45)	5.99L	0:35.96	+0	
9	7 RISING Justin Huxtable	6	68.0 Overall	0:10.74 1000m	1:11.96 [9] (0:13.19)	0:58.77 [4] (0:10.74)	0:48.03 [3] (0:11.32)	0:36.71 [4] (0:11.66)	0:25.05 [3] (0:11.79)	0:13.26 [6] (0:13.26)	9.36L	0:36.71	-5	

Scratched: Brad (#8), Rejoiced (#6), Perseids (#9), Awol (#13)



Horse/Jockey Name	Northern Express
Final Rank	1
Fastest Section Time (Section)	0:10.75 (1000m)
Top Speed [km/h] (Section)	69.5 (1000m)
Race State	Finished



Doomben QLD Professional

Race 7: SKY RACING BENCHMARK 85 Handicap - 1200m

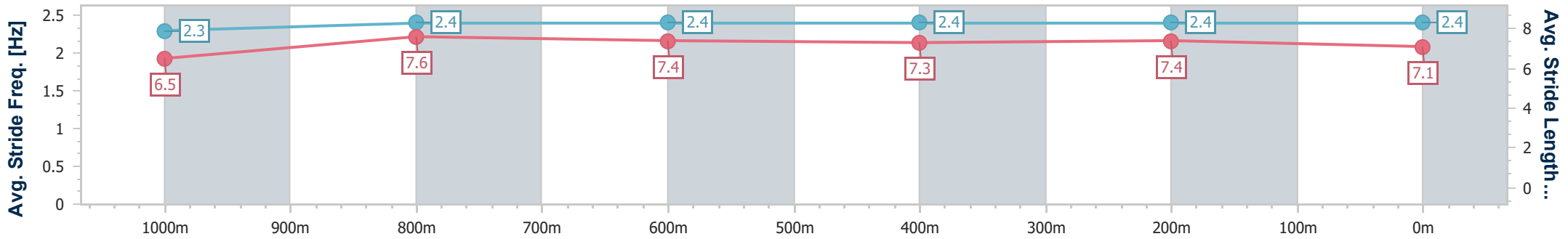
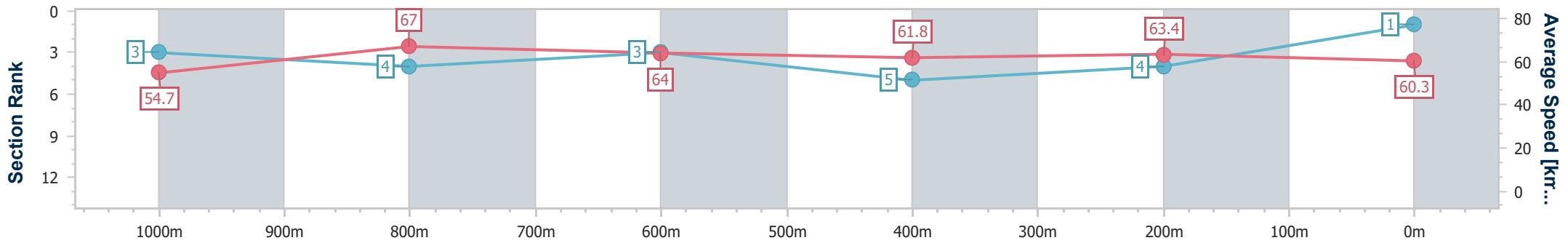
10 February 2024 - 15:47

Track Rating: Soft 5, Weather: Fine, Rail Position: +0.5m Entire



BRISBANE RACING CLUB

Section	Overall	1000m	800m	600m	400m	200m
Section Times	1:10.36 [1] (0:13.18)	0:57.18 [3] (0:10.75)	0:46.43 [4] (0:11.30)	0:35.13 [3] (0:11.83)	0:23.30 [5] (0:11.36)	0:11.94 [4] (0:11.94)
Average Speed [km/h]	54.7	67.0	64.0	61.8	63.4	60.3
Top Speed [km/h]	69.3	69.5	66.5	62.5	65.0	62.8
Avg. Dist. to Rail [m]	1.8	0.3	1.2	2.4	2.0	2.9
Avg. Stride Freq. [Hz]	2.3	2.4	2.4	2.4	2.4	2.4
Avg. Stride Length [m]	6.5	7.6	7.4	7.3	7.4	7.1



- [ ] Ranking at each section and finish
- .-.- No data available at this section
- NA No data available



Horse/Jockey Name	Mahbaby
Final Rank	2
Fastest Section Time (Section)	0:10.77 (1000m)
Top Speed [km/h] (Section)	69.2 (Overall)
Race State	Finished



Doomben QLD Professional

Race 7: SKY RACING BENCHMARK 85 Handicap - 1200m

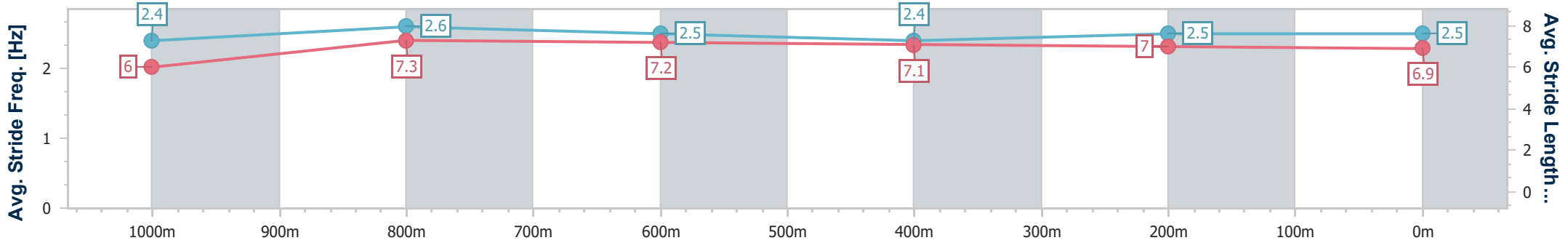
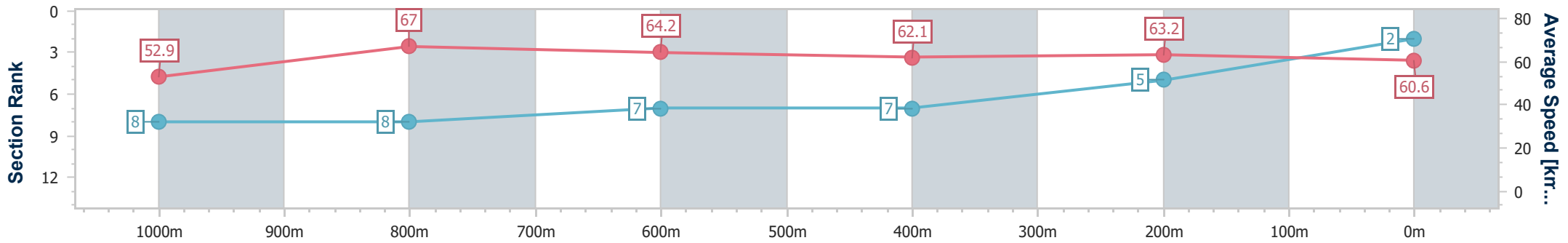
10 February 2024 - 15:47

Track Rating: Soft 5, Weather: Fine, Rail Position: +0.5m Entire



BRISBANE RACING CLUB

Section	Overall	1000m	800m	600m	400m	200m
Section Times	1:10.46 [2] (0:13.64)	0:56.82 [8] (0:10.77)	0:46.05 [8] (0:11.17)	0:34.88 [7] (0:11.62)	0:23.26 [7] (0:11.37)	0:11.89 [5] (0:11.89)
Average Speed [km/h]	52.9	67.0	64.2	62.1	63.2	60.6
Top Speed [km/h]	69.2	68.0	65.0	63.4	64.8	62.9
Avg. Dist. to Rail [m]	4.2	0.4	0.3	0.4	1.9	2.8
Avg. Stride Freq. [Hz]	2.4	2.6	2.5	2.4	2.5	2.5
Avg. Stride Length [m]	6.0	7.3	7.2	7.1	7.0	6.9



- [ ] Ranking at each section and finish
- .-.- No data available at this section
- NA No data available



Horse/Jockey Name	Enterprise Pomme
Final Rank	3
Fastest Section Time (Section)	0:10.35 (1000m)
Top Speed [km/h] (Section)	71.7 (1000m)
Race State	Finished



Doomben QLD Professional

Race 7: SKY RACING BENCHMARK 85 Handicap - 1200m

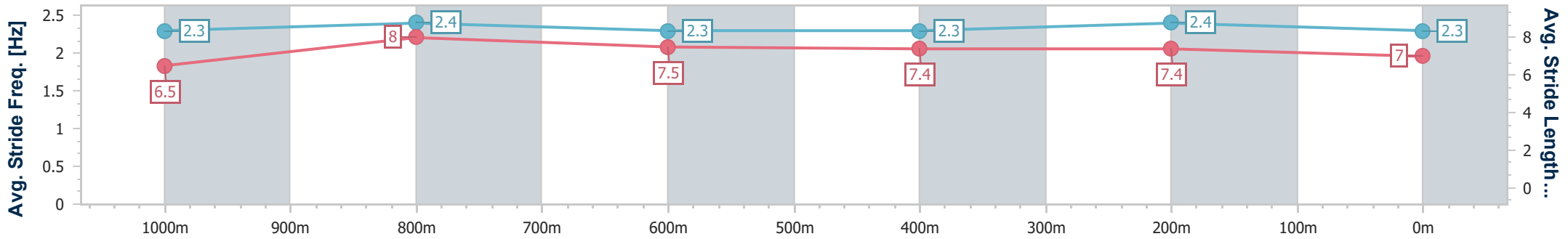
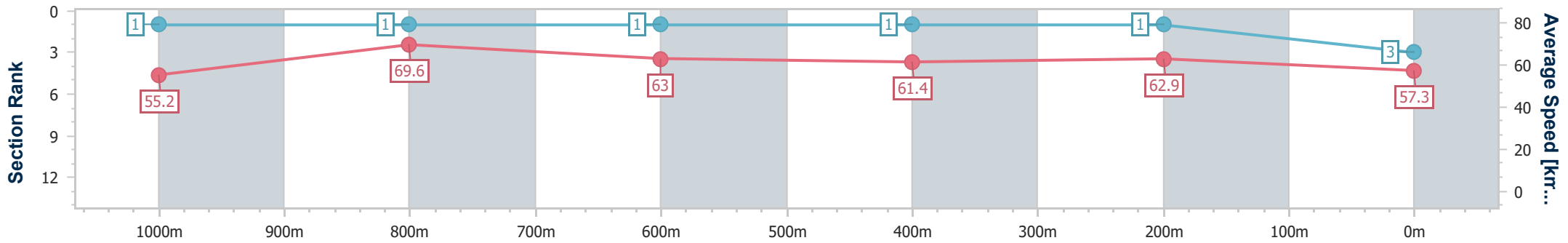
10 February 2024 - 15:47

Track Rating: Soft 5, Weather: Fine, Rail Position: +0.5m Entire



BRISBANE RACING CLUB

Section	Overall	1000m	800m	600m	400m	200m
Section Times	1:10.50 [3] (0:13.03)	0:57.47 [1] (0:10.35)	0:47.12 [1] (0:11.47)	0:35.65 [1] (0:11.70)	0:23.95 [1] (0:11.43)	0:12.52 [1] (0:12.52)
Average Speed [km/h]	55.2	69.6	63.0	61.4	62.9	57.3
Top Speed [km/h]	69.3	71.7	65.7	62.2	64.5	61.2
Avg. Dist. to Rail [m]	8.8	2.5	0.3	0.4	1.6	0.7
Avg. Stride Freq. [Hz]	2.3	2.4	2.3	2.3	2.4	2.3
Avg. Stride Length [m]	6.5	8.0	7.5	7.4	7.4	7.0



- [ ] Ranking at each section and finish
- .-.- No data available at this section
- NA No data available



Horse/Jockey Name	Crazy Train
Final Rank	4
Fastest Section Time (Section)	0:10.84 (1000m)
Top Speed [km/h] (Section)	67.8 (1000m)
Race State	Finished



Doomben QLD Professional

Race 7: SKY RACING BENCHMARK 85 Handicap - 1200m

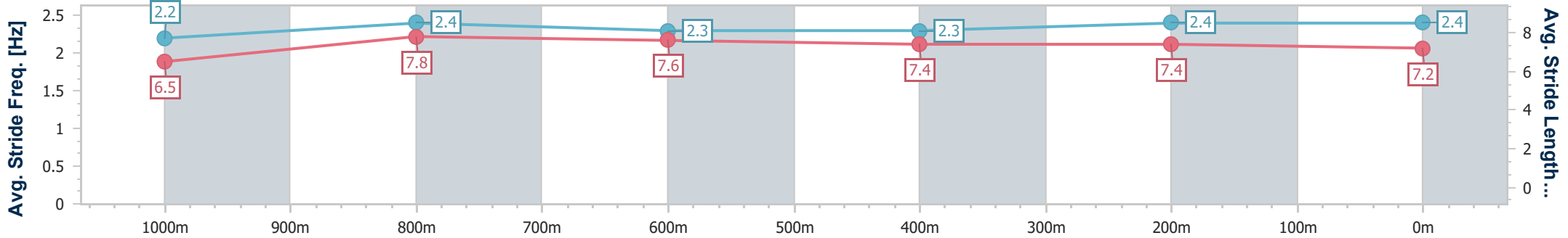
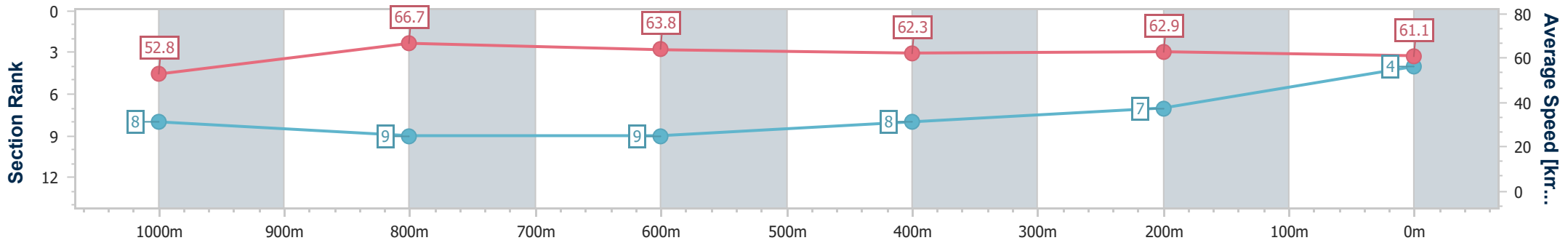
10 February 2024 - 15:47

Track Rating: Soft 5, Weather: Fine, Rail Position: +0.5m Entire



BRISBANE RACING CLUB

Section	Overall	1000m	800m	600m	400m	200m
Section Times	1:10.52 [4] (0:13.64)	0:56.88 [8] (0:10.84)	0:46.04 [9] (0:11.35)	0:34.69 [9] (0:11.47)	0:23.22 [8] (0:11.43)	0:11.79 [7] (0:11.79)
Average Speed [km/h]	52.8	66.7	63.8	62.3	62.9	61.1
Top Speed [km/h]	66.9	67.8	65.4	64.0	64.3	63.4
Avg. Dist. to Rail [m]	6.0	2.0	1.2	1.0	1.6	3.6
Avg. Stride Freq. [Hz]	2.2	2.4	2.3	2.3	2.4	2.4
Avg. Stride Length [m]	6.5	7.8	7.6	7.4	7.4	7.2



- [ ] Ranking at each section and finish
- .-.- No data available at this section
- NA No data available



Horse/Jockey Name	Jayanthi
Final Rank	5
Fastest Section Time (Section)	0:10.59 (1000m)
Top Speed [km/h] (Section)	70.1 (1000m)
Race State	Finished

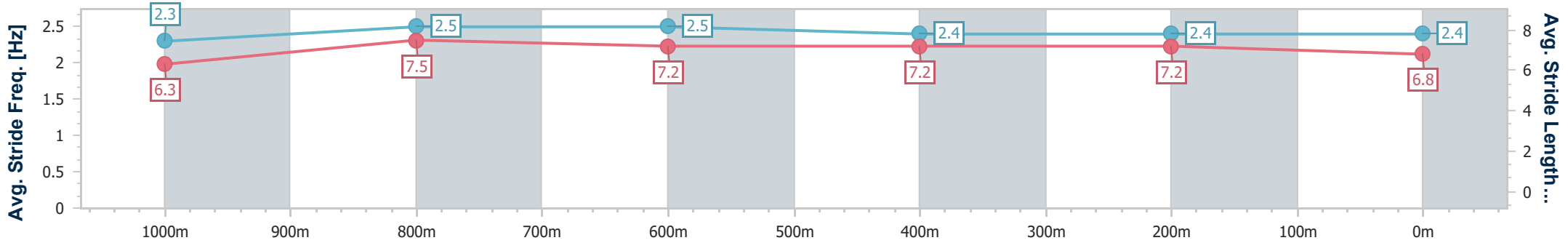
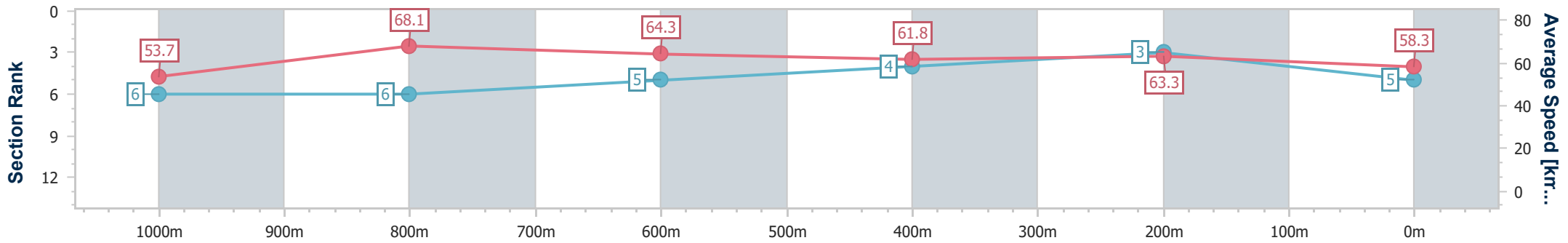


**Doomben QLD Professional**  
**Race 7: SKY RACING BENCHMARK 85 Handicap - 1200m**  
 10 February 2024 - 15:47  
 Track Rating: Soft 5, Weather: Fine, Rail Position: +0.5m Entire



BRISBANE  
RACING CLUB

Section	Overall	1000m	800m	600m	400m	200m
Section Times	1:10.77 [5] (0:13.42)	0:57.35 [6] (0:10.59)	0:46.76 [6] (0:11.24)	0:35.52 [5] (0:11.77)	0:23.75 [4] (0:11.35)	0:12.40 [3] (0:12.40)
Average Speed [km/h]	53.7	68.1	64.3	61.8	63.3	58.3
Top Speed [km/h]	69.3	70.1	65.7	62.7	64.8	61.7
Avg. Dist. to Rail [m]	2.2	0.3	1.3	1.9	0.7	0.9
Avg. Stride Freq. [Hz]	2.3	2.5	2.5	2.4	2.4	2.4
Avg. Stride Length [m]	6.3	7.5	7.2	7.2	7.2	6.8



- [ ] Ranking at each section and finish
- .-.- No data available at this section
- NA No data available



Horse/Jockey Name	La Amigo
Final Rank	6
Fastest Section Time (Section)	0:10.60 (1000m)
Top Speed [km/h] (Section)	69.9 (1000m)
Race State	Finished



Doomben QLD Professional

Race 7: SKY RACING BENCHMARK 85 Handicap - 1200m

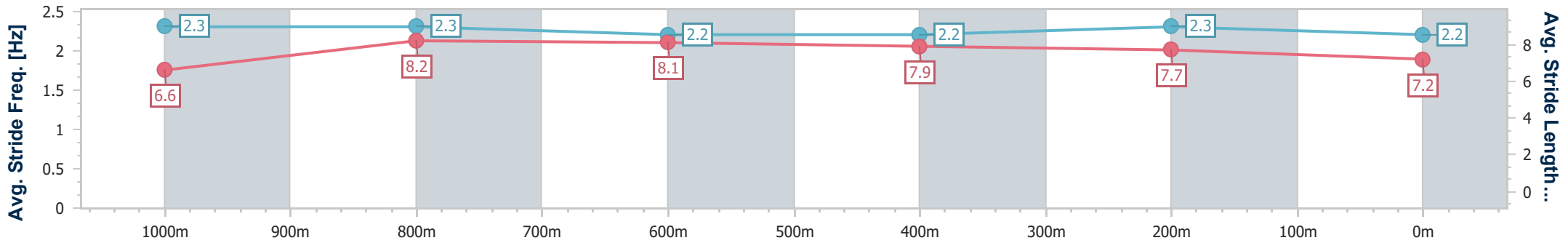
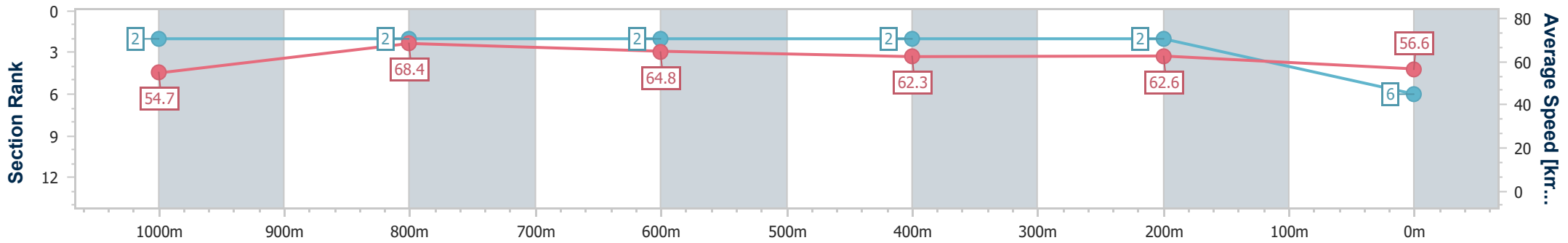
10 February 2024 - 15:47

Track Rating: Soft 5, Weather: Fine, Rail Position: +0.5m Entire



BRISBANE RACING CLUB

Section	Overall	1000m	800m	600m	400m	200m
Section Times	1:10.93 [6] (0:13.14)	0:57.79 [2] (0:10.60)	0:47.19 [2] (0:11.21)	0:35.98 [2] (0:11.71)	0:24.27 [2] (0:11.51)	0:12.76 [2] (0:12.76)
Average Speed [km/h]	54.7	68.4	64.8	62.3	62.6	56.6
Top Speed [km/h]	69.5	69.9	66.0	63.2	63.9	60.7
Avg. Dist. to Rail [m]	5.4	2.2	2.2	2.0	2.0	3.6
Avg. Stride Freq. [Hz]	2.3	2.3	2.2	2.2	2.3	2.2
Avg. Stride Length [m]	6.6	8.2	8.1	7.9	7.7	7.2



- [ ] Ranking at each section and finish
- .-.- No data available at this section
- NA No data available



Horse/Jockey Name	Constant Flight
Final Rank	7
Fastest Section Time (Section)	0:10.71 (1000m)
Top Speed [km/h] (Section)	69.2 (1000m)
Race State	Finished



Doomben QLD Professional

Race 7: SKY RACING BENCHMARK 85 Handicap - 1200m

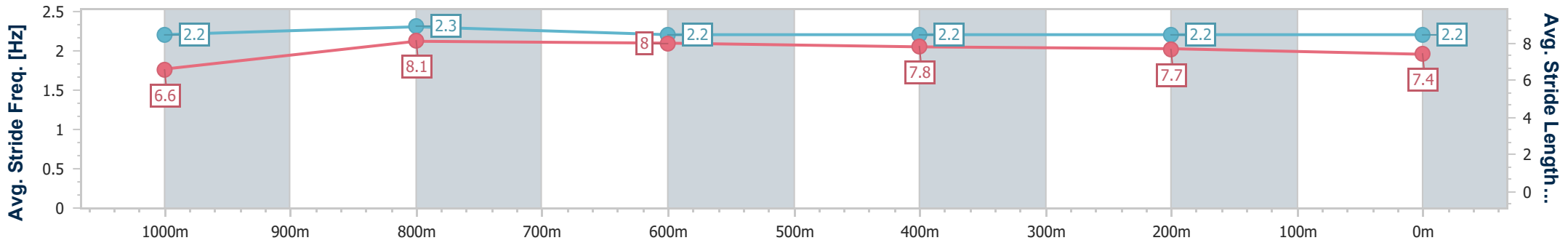
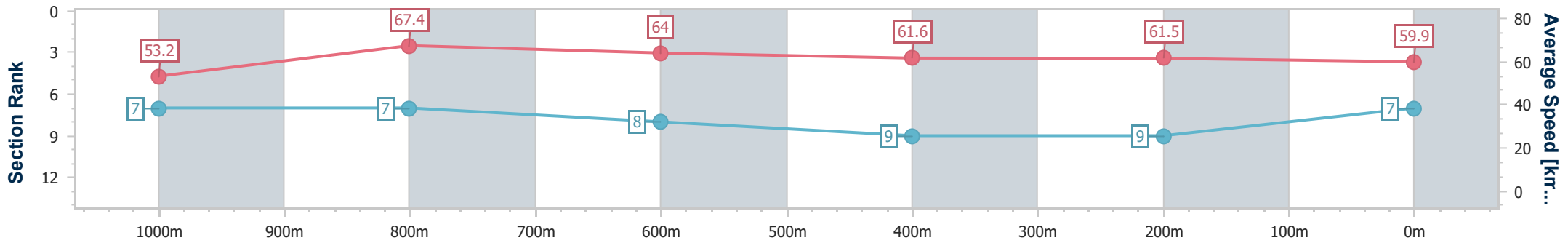
10 February 2024 - 15:47

Track Rating: Soft 5, Weather: Fine, Rail Position: +0.5m Entire



BRISBANE RACING CLUB

Section	Overall	1000m	800m	600m	400m	200m
Section Times	1:11.09 [7] (0:13.55)	0:57.54 [7] (0:10.71)	0:46.83 [7] (0:11.38)	0:35.45 [8] (0:11.72)	0:23.73 [9] (0:11.70)	0:12.03 [9] (0:12.03)
Average Speed [km/h]	53.2	67.4	64.0	61.6	61.5	59.9
Top Speed [km/h]	68.4	69.2	65.1	62.4	62.6	61.9
Avg. Dist. to Rail [m]	3.2	1.3	1.5	0.7	2.4	5.4
Avg. Stride Freq. [Hz]	2.2	2.3	2.2	2.2	2.2	2.2
Avg. Stride Length [m]	6.6	8.1	8.0	7.8	7.7	7.4



- [ ] Ranking at each section and finish
- .-.- No data available at this section
- NA No data available





Horse/Jockey Name	Lasting Kiss
Final Rank	8
Fastest Section Time (Section)	0:10.72 (1000m)
Top Speed [km/h] (Section)	68.6 (Overall)
Race State	Finished



Doomben QLD Professional

Race 7: SKY RACING BENCHMARK 85 Handicap - 1200m

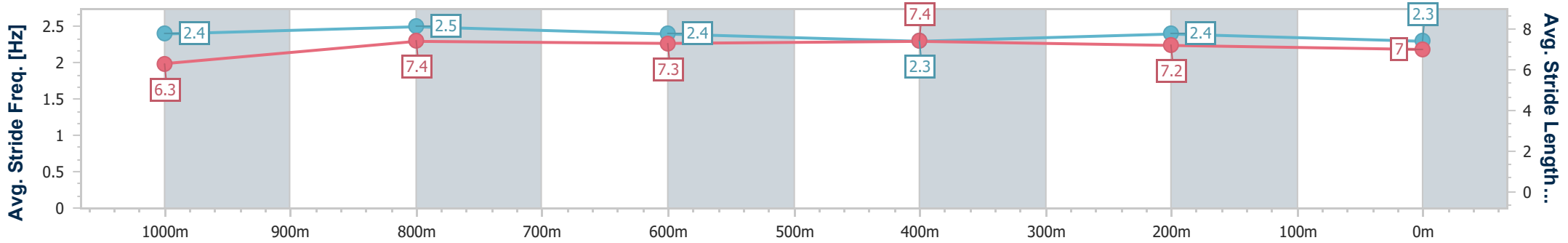
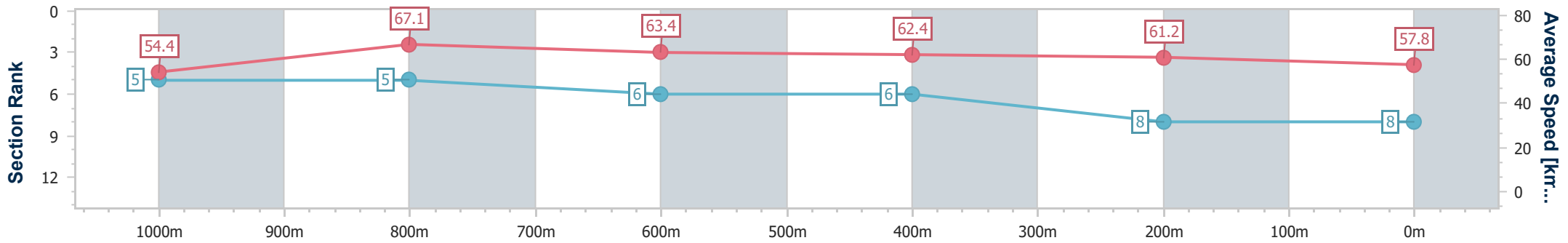
10 February 2024 - 15:47

Track Rating: Soft 5, Weather: Fine, Rail Position: +0.5m Entire



BRISBANE RACING CLUB

Section	Overall	1000m	800m	600m	400m	200m
Section Times	1:11.38 [8] (0:13.27)	0:58.11 [5] (0:10.72)	0:47.39 [5] (0:11.43)	0:35.96 [6] (0:11.74)	0:24.22 [6] (0:11.77)	0:12.45 [8] (0:12.45)
Average Speed [km/h]	54.4	67.1	63.4	62.4	61.2	57.8
Top Speed [km/h]	68.6	68.3	64.5	63.0	62.6	61.0
Avg. Dist. to Rail [m]	2.1	0.8	1.2	2.3	3.1	4.2
Avg. Stride Freq. [Hz]	2.4	2.5	2.4	2.3	2.4	2.3
Avg. Stride Length [m]	6.3	7.4	7.3	7.4	7.2	7.0



- [ ] Ranking at each section and finish
- .-.- No data available at this section
- NA No data available



Horse/Jockey Name	Rising
Final Rank	9
Fastest Section Time (Section)	0:10.74 (1000m)
Top Speed [km/h] (Section)	68.0 (Overall)
Race State	Finished

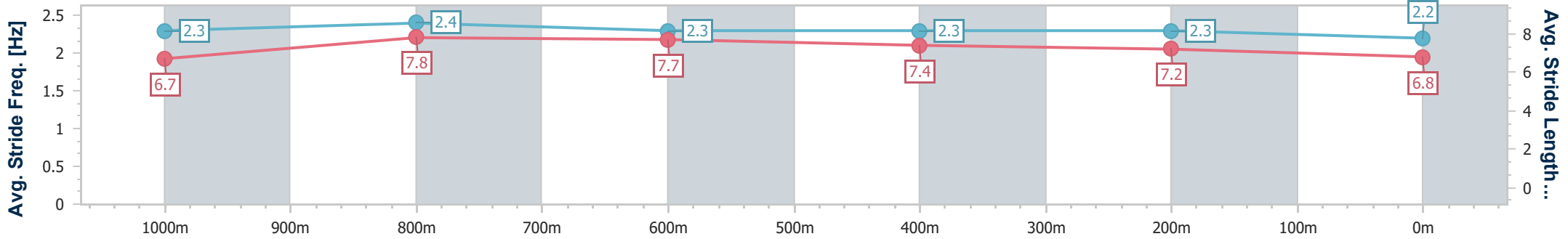
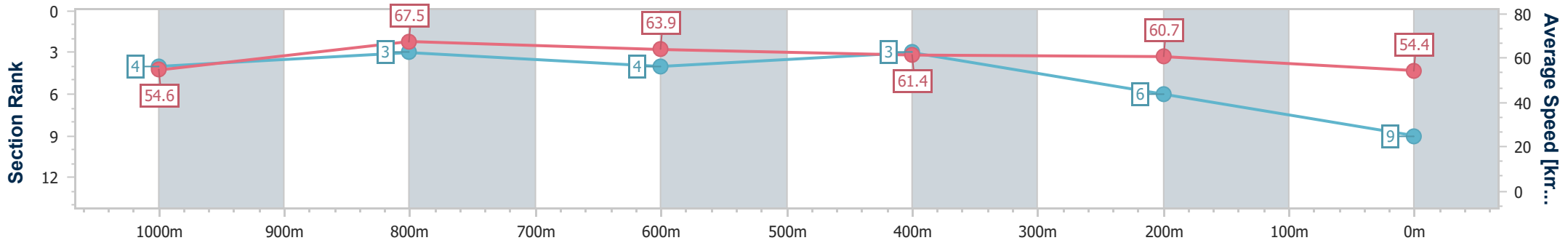


**Doomben QLD Professional**  
**Race 7: SKY RACING BENCHMARK 85 Handicap - 1200m**  
 10 February 2024 - 15:47  
 Track Rating: Soft 5, Weather: Fine, Rail Position: +0.5m Entire



**BRISBANE**  
 RACING CLUB

Section	Overall	1000m	800m	600m	400m	200m
Section Times	1:11.96 [9] (0:13.19)	0:58.77 [4] (0:10.74)	0:48.03 [3] (0:11.32)	0:36.71 [4] (0:11.66)	0:25.05 [3] (0:11.79)	0:13.26 [6] (0:13.26)
Average Speed [km/h]	54.6	67.5	63.9	61.4	60.7	54.4
Top Speed [km/h]	68.0	68.0	66.0	62.4	62.4	59.4
Avg. Dist. to Rail [m]	6.2	2.2	0.8	1.0	0.7	0.2
Avg. Stride Freq. [Hz]	2.3	2.4	2.3	2.3	2.3	2.2
Avg. Stride Length [m]	6.7	7.8	7.7	7.4	7.2	6.8



- [ ] Ranking at each section and finish
- .-.- No data available at this section
- NA No data available