



Doomben QLD Professional

Race 8: XXXX BENCHMARK 78 Handicap - 1600m



BRISBANE
RACING CLUB

10 February 2024 - 16:28

Track Rating: Soft 6, Weather: Fine, Rail Position: +0.5m Entire

Section		Overall	1400m	1200m	1000m	800m	600m	400m	Last 600m				
Field Times		1:36.83 (0:13.42)	1:23.41 (0:10.74)	1:12.67 (0:11.55)	1:01.12 (0:12.55)	0:48.57 (0:12.50)	0:36.07 (0:12.18)	0:23.89 (0:11.59)	0:36.07				
Rank	TAB Horse/Jockey	Barrier	Top Speed [km/h]	Fastest Section	Distance Travelled [m]								
1	5 ANYTHINK GOES James Orman	7	66.8 Overall	0:10.89 1400m	1:36.83 [1] (0:13.73)	1:23.10 [3] (0:10.89)	1:12.21 [3] (0:11.51)	1:00.70 [3] (0:12.54)	0:48.16 [3] (0:12.43)	0:35.73 [3] (0:11.84)	0:23.89 [1] (0:11.59)	0:35.73	
2	2 WAIRERE FALLS Tahlia Fenlon	12	65.7 400m	0:11.14 1200m	1:36.86 [2] (0:14.70)	1:22.16 [10] (0:11.52)	1:10.64 [10] (0:11.14)	0:59.50 [10] (0:12.31)	0:47.19 [10] (0:12.49)	0:34.70 [10] (0:11.58)	0:23.12 [10] (0:11.34)	0:34.70	+6
3	12 REDWOOD SHADOW Ryan Maloney	4	65.9 1200m	0:11.15 1200m	1:36.95 [3] (0:14.41)	1:22.54 [9] (0:11.42)	1:11.12 [9] (0:11.15)	0:59.97 [9] (0:12.47)	0:47.50 [9] (0:12.50)	0:35.00 [9] (0:11.71)	0:23.29 [9] (0:11.50)	0:35.00	+9
4	14 LAST CHANCE SALOON Michael Rodd	2	64.7 Overall	0:11.33 1200m	1:37.20 [4] (0:14.00)	1:23.20 [6] (0:11.45)	1:11.75 [7] (0:11.33)	1:00.42 [7] (0:12.34)	0:48.08 [6] (0:12.49)	0:35.59 [6] (0:11.90)	0:23.69 [8] (0:11.48)	0:35.59	+4
5	7 MOB BUSTER Boris Thornton	5	65.3 1400m	0:11.18 1400m	1:37.28 [5] (0:14.16)	1:23.12 [7] (0:11.18)	1:11.94 [6] (0:11.31)	1:00.63 [6] (0:12.53)	0:48.10 [7] (0:12.46)	0:35.64 [7] (0:11.75)	0:23.89 [4] (0:11.64)	0:35.64	+7
6	8 PENTITO Taylor Marshall	3	66.0 1400m	0:11.02 1400m	1:37.32 [6] (0:13.94)	1:23.38 [5] (0:11.02)	1:12.36 [4] (0:11.41)	1:00.95 [4] (0:12.58)	0:48.37 [4] (0:12.42)	0:35.95 [4] (0:11.98)	0:23.97 [3] (0:11.64)	0:35.95	+9
7	3 AVENUE OF STARS Yvette Lewis	11	67.0 1400m	0:11.08 1400m	1:37.81 [7] (0:13.88)	1:23.93 [4] (0:11.08)	1:12.85 [5] (0:11.46)	1:01.39 [5] (0:12.55)	0:48.84 [5] (0:12.46)	0:36.38 [5] (0:12.03)	0:24.35 [7] (0:11.81)	0:36.38	+8
8	6 COCOBREW EXPRESS Samantha Collett	9	68.9 Overall	0:10.72 1400m	1:37.82 [8] (0:13.45)	1:24.37 [2] (0:10.72)	1:13.65 [2] (0:11.74)	1:01.91 [2] (0:12.50)	0:49.41 [2] (0:12.48)	0:36.93 [2] (0:12.12)	0:24.81 [2] (0:11.88)	0:36.93	+9
9	1 STUCK WITH YOU Jake Molloy	1	64.7 1400m	0:11.30 1200m	1:38.17 [9] (0:14.18)	1:23.99 [8] (0:11.43)	1:12.56 [8] (0:11.30)	1:01.26 [8] (0:12.41)	0:48.85 [8] (0:12.43)	0:36.42 [8] (0:11.71)	0:24.71 [6] (0:11.97)	0:36.42	+1
10	16 NO GOING BACK Melea Castle	10	69.7 1400m	0:10.74 1400m	1:44.29 [10] (0:13.42)	1:30.87 [1] (0:10.74)	1:20.13 [1] (0:11.55)	1:08.58 [1] (0:12.55)	0:56.03 [1] (0:12.50)	0:43.53 [1] (0:12.69)	0:30.84 [5] (0:13.86)	0:43.53	+4

Scratched: Southern Stock (#4), So Dapper (#10), Granite Prince (#13), Olympic Class (#11), Beckford (#15), Butch'n'bugs (#9)



Doomben QLD Professional

Race 8: XXXX BENCHMARK 78 Handicap - 1600m

10 February 2024 - 16:28



BRISBANE
RACING CLUB

Track Rating: Soft 6, Weather: Fine, Rail Position: +0.5m Entire

Section				200m				Last 600m	
Field Times				0:12.30				0:36.07	
				(0:12.30)					
Rank	TAB	Horse/Jockey	Barrier	Top Speed [km/h]	Fastest Section	Margin			Distance Travelled [m]
1	5	ANYTHINK GOES James Orman	7	66.8 Overall	0:10.89 1400m	0:12.30 [1] (0:12.30)	1:36.83		0:35.73
2	2	WAIRERE FALLS Tahlia Fenlon	12	65.7 400m	0:11.14 1200m	0:11.78 [6] (0:11.78)	0.17L		0:34.70 +6
3	12	REDWOOD SHADOW Ryan Maloney	4	65.9 1200m	0:11.15 1200m	0:11.79 [7] (0:11.79)	0.7L		0:35.00 +9
4	14	LAST CHANCE SALOON Michael Rodd	2	64.7 Overall	0:11.33 1200m	0:12.21 [3] (0:12.21)	2.21L		0:35.59 +4
5	7	MOB BUSTER Boris Thornton	5	65.3 1400m	0:11.18 1400m	0:12.25 [5] (0:12.25)	2.65L		0:35.64 +7
6	8	PENTITO Taylor Marshall	3	66.0 1400m	0:11.02 1400m	0:12.33 [4] (0:12.33)	2.9L		0:35.95 +9
7	3	AVENUE OF STARS Yvette Lewis	11	67.0 1400m	0:11.08 1400m	0:12.54 [8] (0:12.54)	5.8L		0:36.38 +8
8	6	COCOBREW EXPRESS Samantha Collett	9	68.9 Overall	0:10.72 1400m	0:12.93 [2] (0:12.93)	5.82L		0:36.93 +9
9	1	STUCK WITH YOU Jake Molloy	1	64.7 1400m	0:11.30 1200m	0:12.74 [9] (0:12.74)	7.88L		0:36.42 +1
10	16	NO GOING BACK Melea Castle	10	69.7 1400m	0:10.74 1400m	0:16.98 [10] (0:16.98)	43.87L		0:43.53 +4

Scratched: Southern Stock (#4), So Dapper (#10), Granite Prince (#13), Olympic Class (#11), Beckford (#15), Butch'n'bugs (#9)

Report Created: Sat 10 February 2024 16:54 GMT+ (Note: Timing is based on position data)

Page 2/12

[] Ranking at each section and finish
 -:-:- No data available at this section
 NA No data available

SCN Saddle cloth number
 DNF Did not finish
 DNT Did not track

data processed by  **TRIPLES DATA**



Horse/Jockey Name	Anythink Goes
Final Rank	1
Fastest Section Time (Section)	0:10.89 (1400m)
Top Speed [km/h] (Section)	66.8 (Overall)
Race State	Finished



Doomben QLD Professional

Race 8: XXXX BENCHMARK 78 Handicap - 1600m

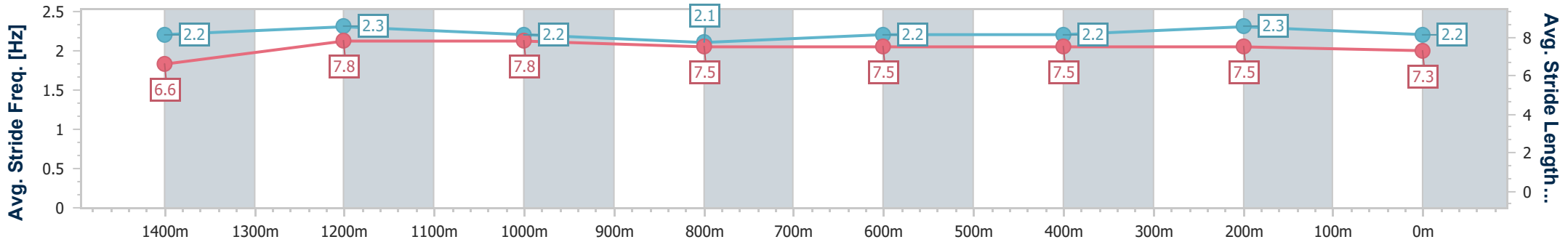
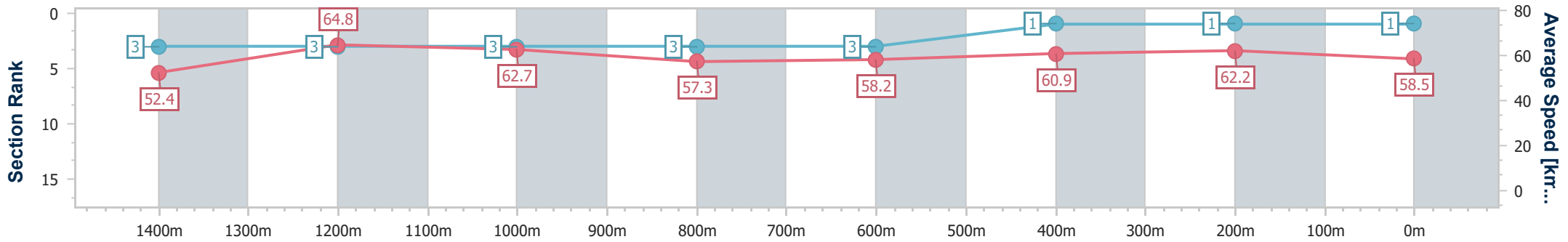
10 February 2024 - 16:28

Track Rating: Soft 6, Weather: Fine, Rail Position: +0.5m Entire



BRISBANE RACING CLUB

Section	Overall	1400m	1200m	1000m	800m	600m	400m	200m
Section Times	1:36.83 [1] (0:13.73)	1:23.10 [3] (0:10.89)	1:12.21 [3] (0:11.51)	1:00.70 [3] (0:12.54)	0:48.16 [3] (0:12.43)	0:35.73 [3] (0:11.84)	0:23.89 [1] (0:11.59)	0:12.30 [1] (0:12.30)
Average Speed [km/h]	52.4	64.8	62.7	57.3	58.2	60.9	62.2	58.5
Top Speed [km/h]	66.8	66.2	65.6	59.0	59.5	61.9	63.8	61.4
Avg. Dist. to Rail [m]	2.2	2.3	0.6	0.7	0.6	0.3	2.0	3.7
Avg. Stride Freq. [Hz]	2.2	2.3	2.2	2.1	2.2	2.2	2.3	2.2
Avg. Stride Length [m]	6.6	7.8	7.8	7.5	7.5	7.5	7.5	7.3



- [] Ranking at each section and finish
- .-.- No data available at this section
- NA No data available



Horse/Jockey Name	Wairere Falls
Final Rank	2
Fastest Section Time (Section)	0:11.14 (1200m)
Top Speed [km/h] (Section)	65.7 (400m)
Race State	Finished



Doomben QLD Professional

Race 8: XXXX BENCHMARK 78 Handicap - 1600m

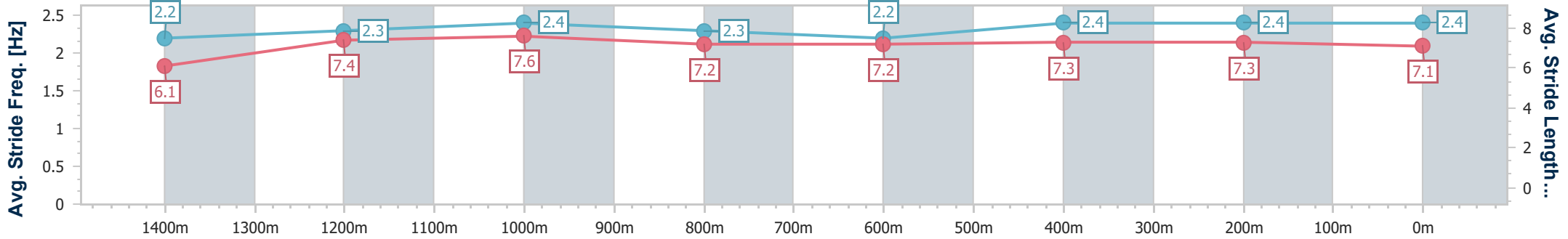
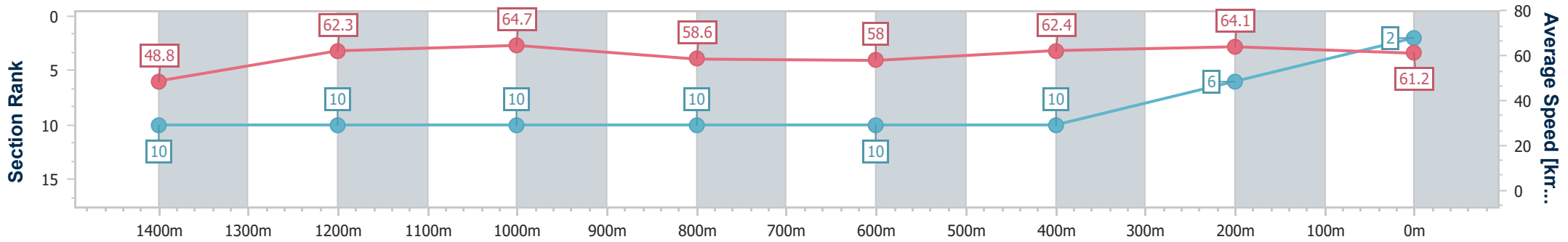
10 February 2024 - 16:28

Track Rating: Soft 6, Weather: Fine, Rail Position: +0.5m Entire



BRISBANE RACING CLUB

Section	Overall	1400m	1200m	1000m	800m	600m	400m	200m
Section Times	1:36.86 [2] (0:14.70)	1:22.16 [10] (0:11.52)	1:10.64 [10] (0:11.14)	0:59.50 [10] (0:12.31)	0:47.19 [10] (0:12.49)	0:34.70 [10] (0:11.58)	0:23.12 [10] (0:11.34)	0:11.78 [6]
Average Speed [km/h]	48.8	62.3	64.7	58.6	58.0	62.4	64.1	61.2
Top Speed [km/h]	63.9	63.2	65.5	64.7	60.2	64.2	65.7	63.8
Avg. Dist. to Rail [m]	4.2	1.3	2.3	2.1	0.8	0.8	5.9	8.9
Avg. Stride Freq. [Hz]	2.2	2.3	2.4	2.3	2.2	2.4	2.4	2.4
Avg. Stride Length [m]	6.1	7.4	7.6	7.2	7.2	7.3	7.3	7.1



- [] Ranking at each section and finish
- .-.- No data available at this section
- NA No data available



Horse/Jockey Name	Redwood Shadow
Final Rank	3
Fastest Section Time (Section)	0:11.15 (1200m)
Top Speed [km/h] (Section)	65.9 (1200m)
Race State	Finished



Doomben QLD Professional

Race 8: XXXX BENCHMARK 78 Handicap - 1600m

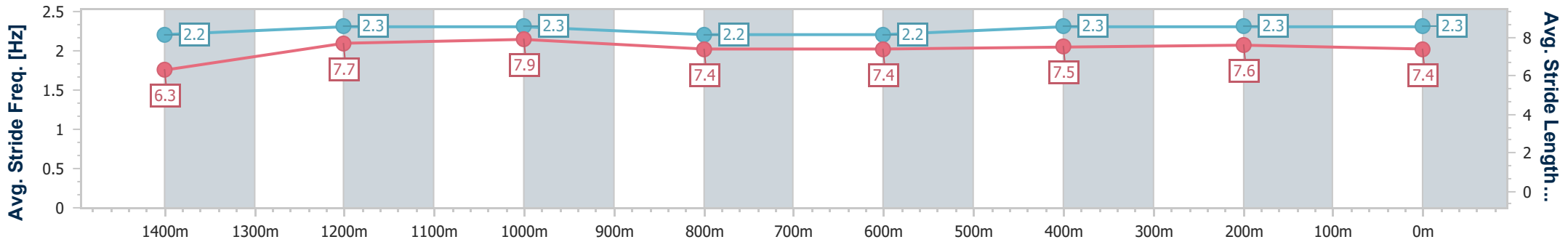
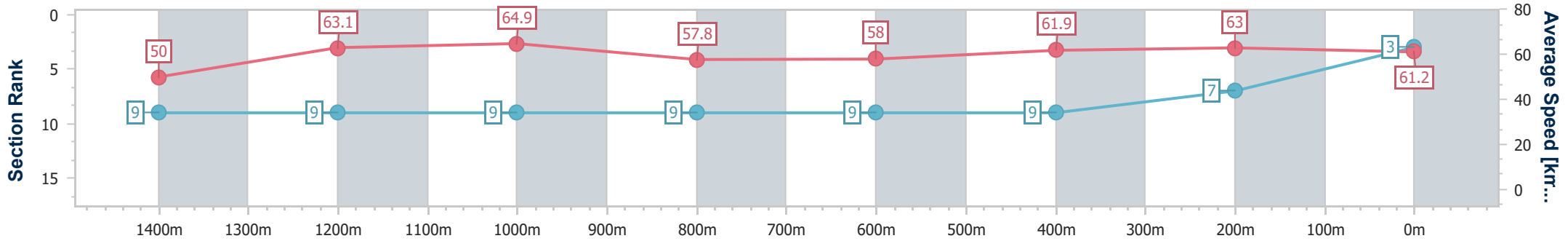
10 February 2024 - 16:28

Track Rating: Soft 6, Weather: Fine, Rail Position: +0.5m Entire



BRISBANE RACING CLUB

Section	Overall	1400m	1200m	1000m	800m	600m	400m	200m
Section Times	1:36.95 [3] (0:14.41)	1:22.54 [9] (0:11.42)	1:11.12 [9] (0:11.15)	0:59.97 [9] (0:12.47)	0:47.50 [9] (0:12.50)	0:35.00 [9] (0:11.71)	0:23.29 [9] (0:11.50)	0:11.79 [7] (0:11.79)
Average Speed [km/h]	50.0	63.1	64.9	57.8	58.0	61.9	63.0	61.2
Top Speed [km/h]	63.0	64.5	65.9	63.2	60.2	63.5	64.0	63.0
Avg. Dist. to Rail [m]	1.5	0.8	1.9	1.2	1.3	1.7	4.9	6.3
Avg. Stride Freq. [Hz]	2.2	2.3	2.3	2.2	2.2	2.3	2.3	2.3
Avg. Stride Length [m]	6.3	7.7	7.9	7.4	7.4	7.5	7.6	7.4



- [] Ranking at each section and finish
- .-.- No data available at this section
- NA No data available



Horse/Jockey Name	Last Chance Saloon
Final Rank	4
Fastest Section Time (Section)	0:11.33 (1200m)
Top Speed [km/h] (Section)	64.7 (Overall)
Race State	Finished



Doomben QLD Professional

Race 8: XXXX BENCHMARK 78 Handicap - 1600m

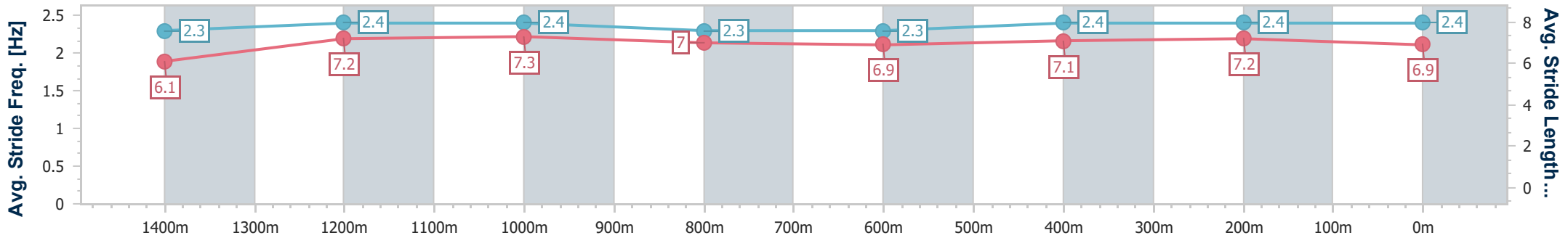
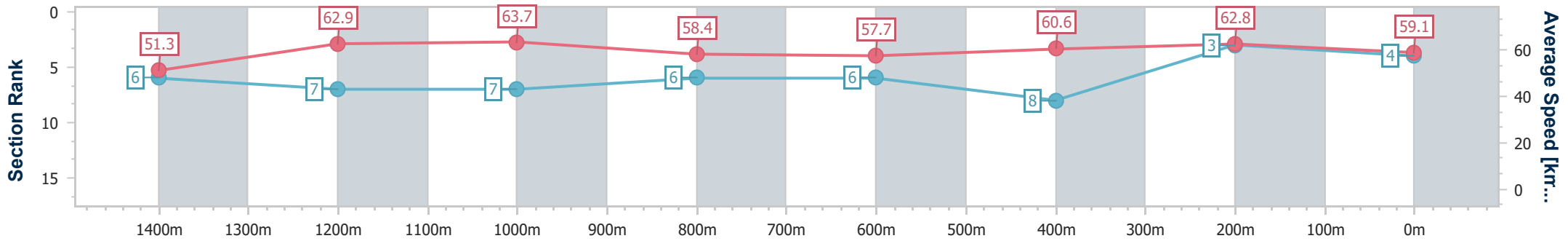
10 February 2024 - 16:28

Track Rating: Soft 6, Weather: Fine, Rail Position: +0.5m Entire



BRISBANE RACING CLUB

Section	Overall	1400m	1200m	1000m	800m	600m	400m	200m
Section Times	1:37.20 [4] (0:14.00)	1:23.20 [6] (0:11.45)	1:11.75 [7] (0:11.33)	1:00.42 [7] (0:12.34)	0:48.08 [6] (0:12.49)	0:35.59 [6] (0:11.90)	0:23.69 [8] (0:11.48)	0:12.21 [3] (0:12.21)
Average Speed [km/h]	51.3	62.9	63.7	58.4	57.7	60.6	62.8	59.1
Top Speed [km/h]	64.7	64.5	64.6	61.0	59.7	62.3	64.2	63.3
Avg. Dist. to Rail [m]	0.8	1.0	1.2	0.3	0.2	0.4	1.6	2.7
Avg. Stride Freq. [Hz]	2.3	2.4	2.4	2.3	2.3	2.4	2.4	2.4
Avg. Stride Length [m]	6.1	7.2	7.3	7.0	6.9	7.1	7.2	6.9



- [] Ranking at each section and finish
- .-.- No data available at this section
- NA No data available



Horse/Jockey Name	Mob Buster
Final Rank	5
Fastest Section Time (Section)	0:11.18 (1400m)
Top Speed [km/h] (Section)	65.3 (1400m)
Race State	Finished



Doomben QLD Professional

Race 8: XXXX BENCHMARK 78 Handicap - 1600m

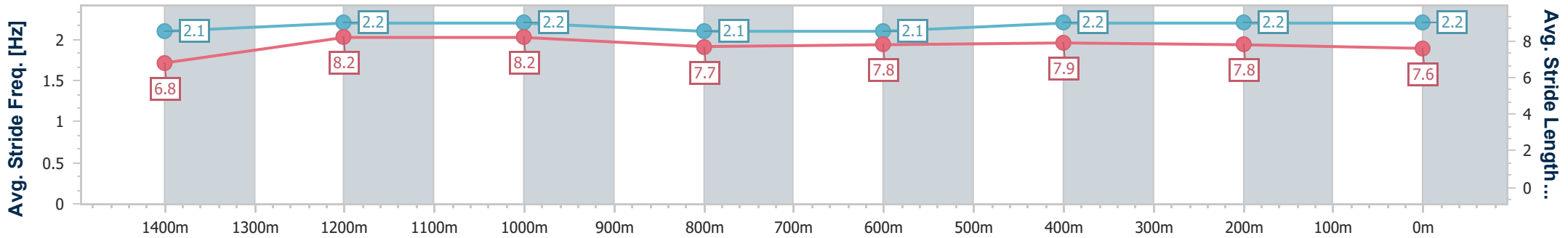
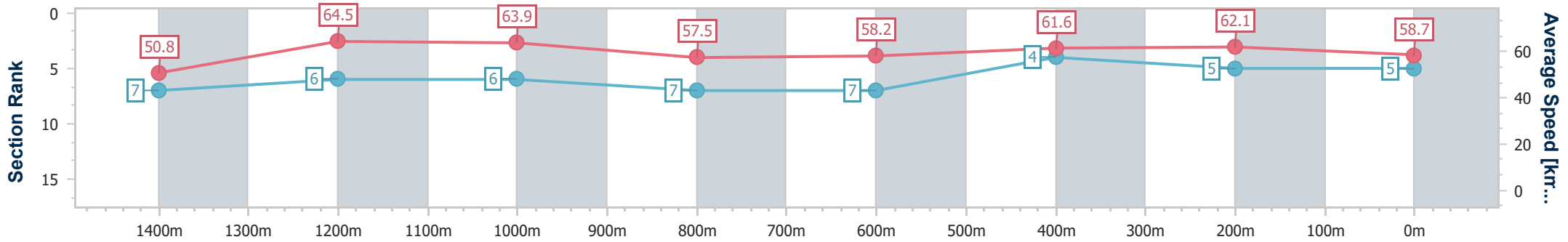
10 February 2024 - 16:28

Track Rating: Soft 6, Weather: Fine, Rail Position: +0.5m Entire



BRISBANE RACING CLUB

Section	Overall	1400m	1200m	1000m	800m	600m	400m	200m
Section Times	1:37.28 [5] (0:14.16)	1:23.12 [7] (0:11.18)	1:11.94 [6] (0:11.31)	1:00.63 [6] (0:12.53)	0:48.10 [7] (0:12.46)	0:35.64 [7] (0:11.75)	0:23.89 [4] (0:11.64)	0:12.25 [5] (0:12.25)
Average Speed [km/h]	50.8	64.5	63.9	57.5	58.2	61.6	62.1	58.7
Top Speed [km/h]	63.4	65.3	64.5	61.4	59.5	62.8	62.9	61.4
Avg. Dist. to Rail [m]	1.8	0.5	2.2	1.9	0.8	0.9	3.1	5.6
Avg. Stride Freq. [Hz]	2.1	2.2	2.2	2.1	2.1	2.2	2.2	2.2
Avg. Stride Length [m]	6.8	8.2	8.2	7.7	7.8	7.9	7.8	7.6



- [] Ranking at each section and finish
- .-.- No data available at this section
- NA No data available



Horse/Jockey Name	Pentito
Final Rank	6
Fastest Section Time (Section)	0:11.02 (1400m)
Top Speed [km/h] (Section)	66.0 (1400m)
Race State	Finished



Doomben QLD Professional

Race 8: XXXX BENCHMARK 78 Handicap - 1600m

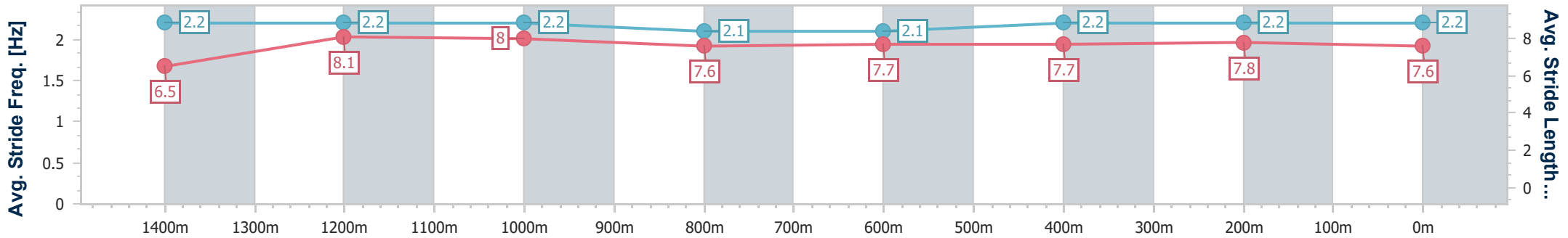
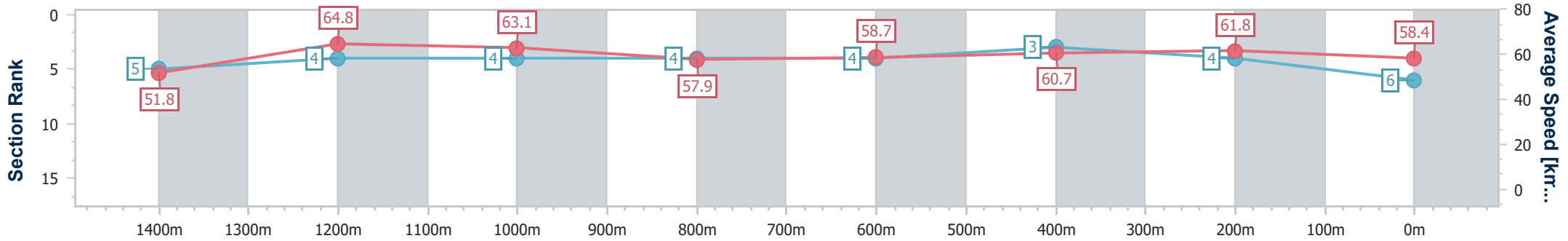
10 February 2024 - 16:28

Track Rating: Soft 6, Weather: Fine, Rail Position: +0.5m Entire



BRISBANE RACING CLUB

Section	Overall	1400m	1200m	1000m	800m	600m	400m	200m
Section Times	1:37.32 [6] (0:13.94)	1:23.38 [5] (0:11.02)	1:12.36 [4] (0:11.41)	1:00.95 [4] (0:12.58)	0:48.37 [4] (0:12.42)	0:35.95 [4] (0:11.98)	0:23.97 [3] (0:11.64)	0:12.33 [4] (0:12.33)
Average Speed [km/h]	51.8	64.8	63.1	57.9	58.7	60.7	61.8	58.4
Top Speed [km/h]	65.7	66.0	64.7	59.9	60.7	61.8	63.3	61.1
Avg. Dist. to Rail [m]	1.1	1.1	2.9	4.4	2.4	1.7	2.3	3.4
Avg. Stride Freq. [Hz]	2.2	2.2	2.2	2.1	2.1	2.2	2.2	2.2
Avg. Stride Length [m]	6.5	8.1	8.0	7.6	7.7	7.7	7.8	7.6



- [] Ranking at each section and finish
- .-.- No data available at this section
- NA No data available



Horse/Jockey Name	Avenue Of Stars
Final Rank	7
Fastest Section Time (Section)	0:11.08 (1400m)
Top Speed [km/h] (Section)	67.0 (1400m)
Race State	Finished



Doomben QLD Professional

Race 8: XXXX BENCHMARK 78 Handicap - 1600m

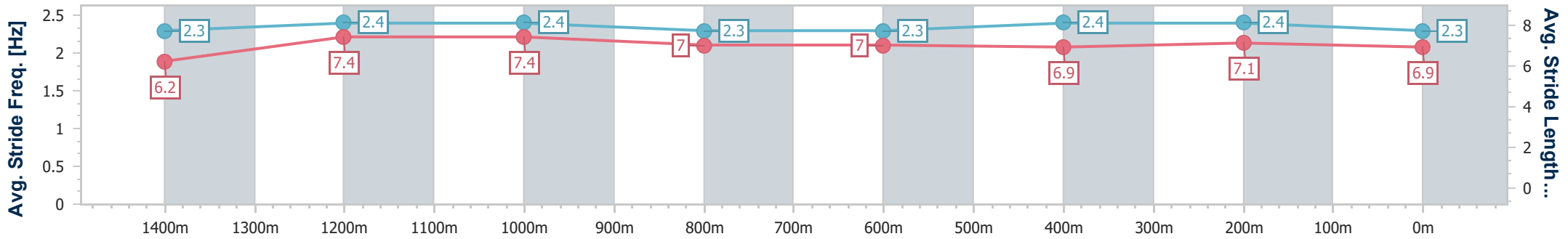
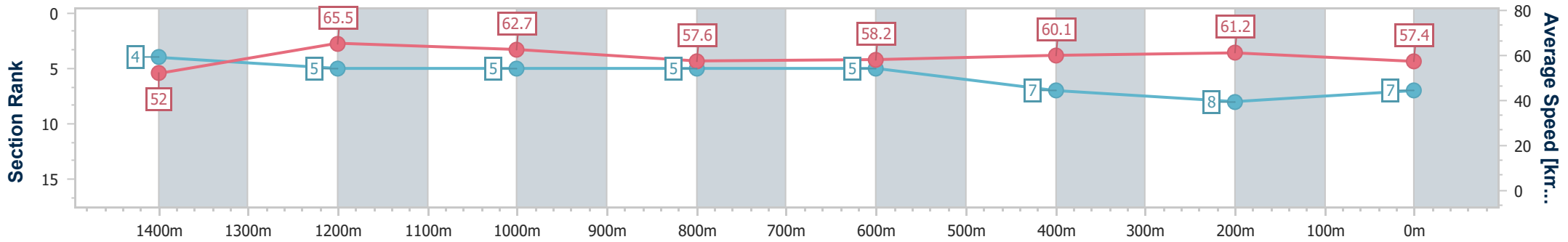
10 February 2024 - 16:28

Track Rating: Soft 6, Weather: Fine, Rail Position: +0.5m Entire



BRISBANE RACING CLUB

Section	Overall	1400m	1200m	1000m	800m	600m	400m	200m
Section Times	1:37.81 [7] (0:13.88)	1:23.93 [4] (0:11.08)	1:12.85 [5] (0:11.46)	1:01.39 [5] (0:12.55)	0:48.84 [5] (0:12.46)	0:36.38 [5] (0:12.03)	0:24.35 [7] (0:11.81)	0:12.54 [8] (0:12.54)
Average Speed [km/h]	52.0	65.5	62.7	57.6	58.2	60.1	61.2	57.4
Top Speed [km/h]	65.6	67.0	65.8	59.4	59.9	60.8	61.7	60.2
Avg. Dist. to Rail [m]	5.9	1.1	0.9	1.3	0.8	1.2	1.7	4.3
Avg. Stride Freq. [Hz]	2.3	2.4	2.4	2.3	2.3	2.4	2.4	2.3
Avg. Stride Length [m]	6.2	7.4	7.4	7.0	7.0	6.9	7.1	6.9



- [] Ranking at each section and finish
- .-.- No data available at this section
- NA No data available



Horse/Jockey Name	Cocobrew Express
Final Rank	8
Fastest Section Time (Section)	0:10.72 (1400m)
Top Speed [km/h] (Section)	68.9 (Overall)
Race State	Finished



Doomben QLD Professional

Race 8: XXXX BENCHMARK 78 Handicap - 1600m

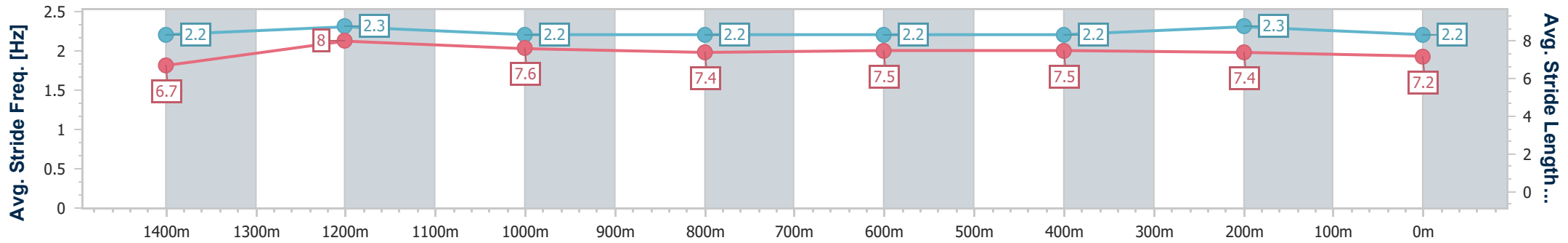
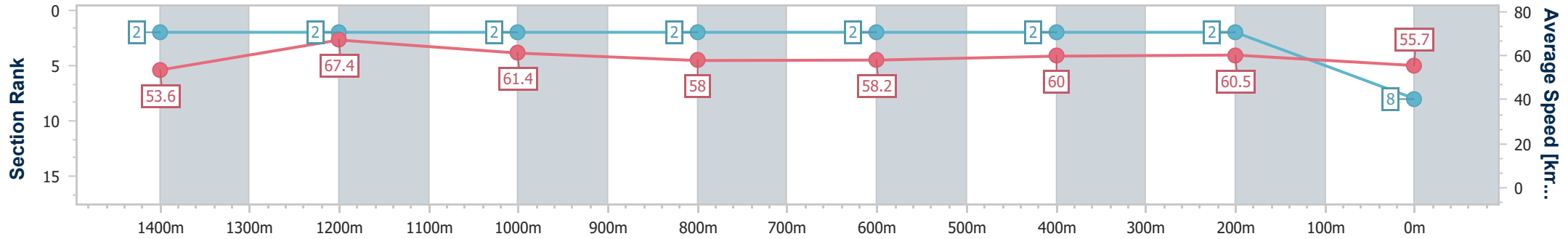
10 February 2024 - 16:28

Track Rating: Soft 6, Weather: Fine, Rail Position: +0.5m Entire



BRISBANE RACING CLUB

Section	Overall	1400m	1200m	1000m	800m	600m	400m	200m
Section Times	1:37.82 [8] (0:13.45)	1:24.37 [2] (0:10.72)	1:13.65 [2] (0:11.74)	1:01.91 [2] (0:12.50)	0:49.41 [2] (0:12.48)	0:36.93 [2] (0:12.12)	0:24.81 [2] (0:11.88)	0:12.93 [2] (0:12.93)
Average Speed [km/h]	53.6	67.4	61.4	58.0	58.2	60.0	60.5	55.7
Top Speed [km/h]	68.9	68.5	65.1	60.4	59.9	60.5	61.7	59.3
Avg. Dist. to Rail [m]	3.4	1.3	3.1	3.0	2.3	1.5	1.8	2.4
Avg. Stride Freq. [Hz]	2.2	2.3	2.2	2.2	2.2	2.2	2.3	2.2
Avg. Stride Length [m]	6.7	8.0	7.6	7.4	7.5	7.5	7.4	7.2



- [] Ranking at each section and finish
- .-.- No data available at this section
- NA No data available



Horse/Jockey Name	Stuck With You
Final Rank	9
Fastest Section Time (Section)	0:11.30 (1200m)
Top Speed [km/h] (Section)	64.7 (1400m)
Race State	Finished



Doomben QLD Professional

Race 8: XXXX BENCHMARK 78 Handicap - 1600m

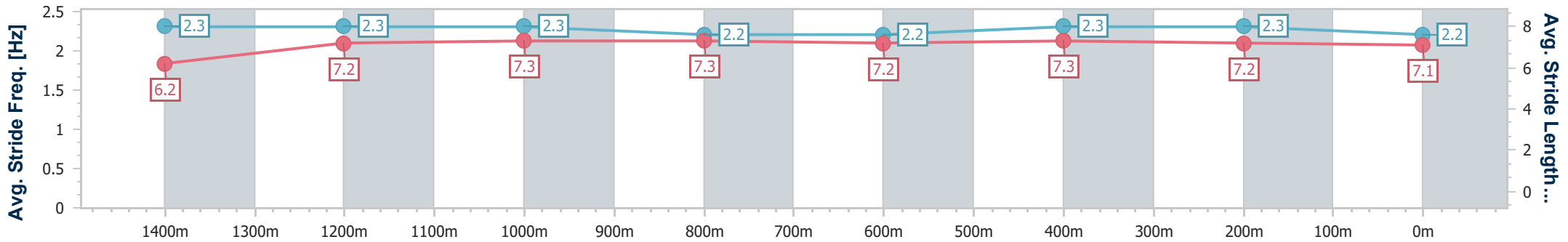
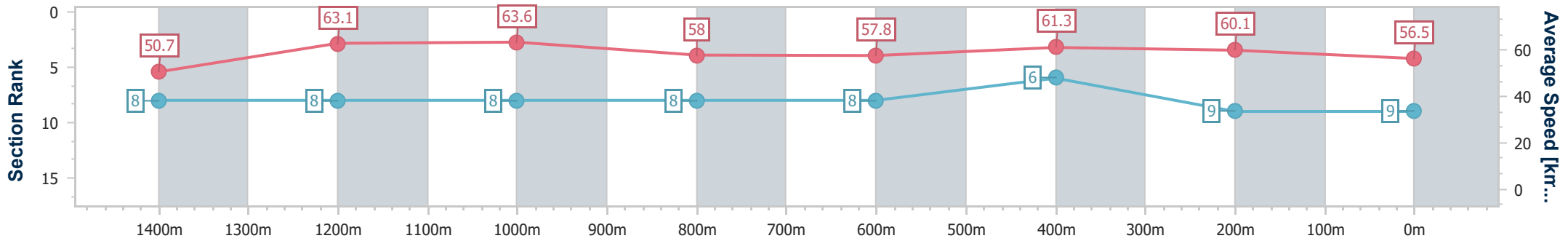
10 February 2024 - 16:28

Track Rating: Soft 6, Weather: Fine, Rail Position: +0.5m Entire



BRISBANE RACING CLUB

Section	Overall	1400m	1200m	1000m	800m	600m	400m	200m
Section Times	1:38.17 [9] (0:14.18)	1:23.99 [8] (0:11.43)	1:12.56 [8] (0:11.30)	1:01.26 [8] (0:12.41)	0:48.85 [8] (0:12.43)	0:36.42 [8] (0:11.71)	0:24.71 [6] (0:11.97)	0:12.74 [9] (0:12.74)
Average Speed [km/h]	50.7	63.1	63.6	58.0	57.8	61.3	60.1	56.5
Top Speed [km/h]	62.5	64.7	64.6	62.9	60.6	62.2	61.3	59.6
Avg. Dist. to Rail [m]	0.8	0.5	0.4	0.2	0.3	0.5	2.3	2.4
Avg. Stride Freq. [Hz]	2.3	2.3	2.3	2.2	2.2	2.3	2.3	2.2
Avg. Stride Length [m]	6.2	7.2	7.3	7.3	7.2	7.3	7.2	7.1



- [] Ranking at each section and finish
- .-.- No data available at this section
- NA No data available



Horse/Jockey Name	No Going Back
Final Rank	10
Fastest Section Time (Section)	0:10.74 (1400m)
Top Speed [km/h] (Section)	69.7 (1400m)
Race State	Finished



Doomben QLD Professional

Race 8: XXXX BENCHMARK 78 Handicap - 1600m

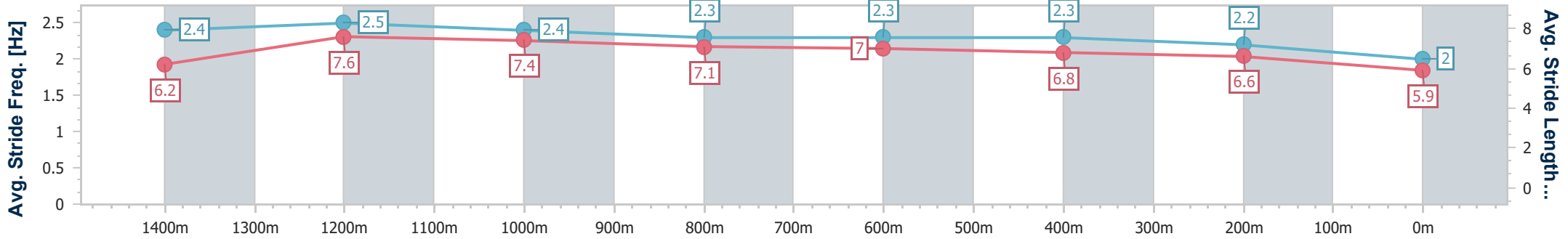
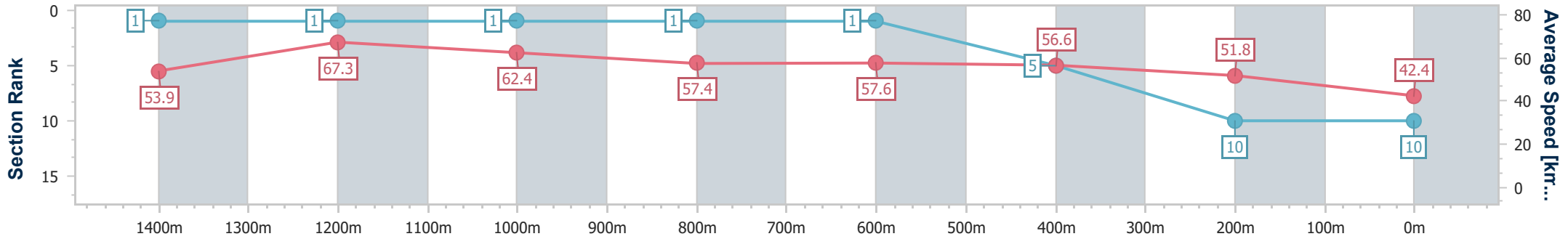
10 February 2024 - 16:28

Track Rating: Soft 6, Weather: Fine, Rail Position: +0.5m Entire



BRISBANE RACING CLUB

Section	Overall	1400m	1200m	1000m	800m	600m	400m	200m
Section Times	1:44.29 [10] (0:13.42)	1:30.87 [1] (0:10.74)	1:20.13 [1] (0:11.55)	1:08.58 [1] (0:12.55)	0:56.03 [1] (0:12.50)	0:43.53 [1] (0:12.69)	0:30.84 [5] (0:13.86)	0:16.98 [10] (0:16.98)
Average Speed [km/h]	53.9	67.3	62.4	57.4	57.6	56.6	51.8	42.4
Top Speed [km/h]	69.5	69.7	65.7	59.5	58.9	58.5	55.3	47.4
Avg. Dist. to Rail [m]	3.7	1.6	2.7	1.1	0.2	0.5	1.1	0.4
Avg. Stride Freq. [Hz]	2.4	2.5	2.4	2.3	2.3	2.3	2.2	2.0
Avg. Stride Length [m]	6.2	7.6	7.4	7.1	7.0	6.8	6.6	5.9



- [] Ranking at each section and finish
- .-.- No data available at this section
- NA No data available