



**Doomben QLD Professional**  
**Race 10: LADBROKES RACING CLUB BENCHMARK 78 Handicap (4YO**  
**only QTIS bonuses applicable) - 1350m**  
**10 February 2024 - 17:51**



BRISBANE  
RACING CLUB

Track Rating: Soft 6, Weather: Fine, Rail Position: +0.5m Entire

Section		Overall	1200m	1000m	800m	600m	400m	Last 600m				
Field Times		1:20.64 (0:10.87)	1:09.77 (0:11.05)	0:58.72 (0:11.15)	0:47.57 (0:11.77)	0:35.80 (0:12.13)	0:23.67 (0:11.46)	0:35.80				
Rank	TAB Horse/Jockey	Barrier	Top Speed [km/h]	Fastest Section	Distance Travelled [m]							
1	4 <b>VIMINELE</b> Jake Bayliss	8	65.8 400m	0:11.23 Overall	1:20.64 [1] (0:11.23)	1:09.41 [5] (0:11.46)	0:57.95 [6] (0:11.56)	0:46.39 [6] (0:11.61)	0:34.78 [7] (0:11.57)	0:23.21 [7] (0:11.26)	0:34.78	
2	7 <b>CORFE CASTLE</b> James Orman	4	64.6 400m	0:11.01 Overall	1:20.78 [2] (0:11.01)	1:09.77 [3] (0:11.36)	0:58.41 [3] (0:11.46)	0:46.95 [3] (0:11.68)	0:35.27 [3] (0:11.49)	0:23.78 [2] (0:11.43)	0:35.27	-1
3	12 <b>HELLAVADANCER</b> Andrew Mallyon	6	64.5 1200m	0:11.13 Overall	1:20.87 [3] (0:11.13)	1:09.74 [4] (0:11.32)	0:58.42 [4] (0:11.53)	0:46.89 [4] (0:11.59)	0:35.30 [4] (0:11.60)	0:23.70 [4] (0:11.49)	0:35.30	+1
4	1 <b>HOLLYWOOD NORTH</b> Jake Molloy	13	65.0 1200m	0:11.32 400m	1:20.99 [4] (0:11.57)	1:09.42 [9] (0:11.40)	0:58.02 [8] (0:11.57)	0:46.45 [8] (0:11.59)	0:34.86 [8] (0:11.47)	0:23.39 [8] (0:11.32)	0:34.86	+0
5	15 <b>MAGIC IN ME</b> Jim Byrne	7	66.3 1200m	0:10.87 Overall	1:21.07 [5] (0:10.87)	1:10.20 [1] (0:11.05)	0:59.15 [1] (0:11.15)	0:48.00 [1] (0:11.77)	0:36.23 [1] (0:12.13)	0:24.10 [1] (0:11.69)	0:36.23	+1
6	9 <b>HARLEQUIN FIELD</b> Ryan Maloney	11	64.3 1200m	0:11.28 Overall	1:21.36 [6] (0:11.28)	1:10.08 [6] (0:11.41)	0:58.67 [7] (0:11.59)	0:47.08 [7] (0:11.54)	0:35.54 [6] (0:11.48)	0:24.06 [5] (0:11.56)	0:35.54	+2
7	11 <b>AWOL</b> Cejay Graham	9	66.2 1200m	0:11.00 Overall	1:21.41 [7] (0:11.00)	1:10.41 [2] (0:11.20)	0:59.21 [2] (0:11.55)	0:47.66 [2] (0:11.69)	0:35.97 [2] (0:11.59)	0:24.38 [3] (0:11.68)	0:35.97	+6
8	14 <b>PETUNIA</b> Kyle Wilson-Taylor	1	65.0 1200m	0:11.28 1200m	1:21.57 [8] (0:11.33)	1:10.24 [7] (0:11.28)	0:58.96 [5] (0:11.56)	0:47.40 [5] (0:11.56)	0:35.84 [5] (0:11.62)	0:24.22 [6] (0:11.53)	0:35.84	-1
9	10 <b>TEXAS</b> Marnu Potgieter	2	65.1 1200m	0:11.34 1200m	1:21.74 [9] (0:11.72)	1:10.02 [10] (0:11.34)	0:58.68 [9] (0:11.54)	0:47.14 [9] (0:11.58)	0:35.56 [10] (0:11.47)	0:24.09 [9] (0:11.51)	0:35.56	-5
10	2 <b>BRAD</b> Yvette Lewis	12	64.7 600m	0:11.44 400m	1:21.96 [10] (0:11.53)	1:10.43 [8] (0:11.53)	0:58.90 [10] (0:11.61)	0:47.29 [10] (0:11.48)	0:35.81 [9] (0:11.65)	0:24.16 [10] (0:11.44)	0:35.81	+1

Scratched: The Tyler (#5), Holstein (#3), Patton (#8), Aton Of Delight (#6), Last Chance Saloon (#13)

[ ] Ranking at each section and finish  
 -:-:- No data available at this section  
 NA No data available  
 SCN Saddle cloth number  
 DNF Did not finish  
 DNT Did not track



**Doomben QLD Professional**  
**Race 10: LADBROKES RACING CLUB BENCHMARK 78 Handicap (4YO**  
**only QTIS bonuses applicable) - 1350m**  
**10 February 2024 - 17:51**



Track Rating: Soft 6, Weather: Fine, Rail Position: +0.5m Entire

Section				200m				Last 600m	
Field Times				0:12.21				0:35.80	
				(0:12.21)					
Rank	TAB	Horse/Jockey	Barrier	Top Speed [km/h]	Fastest Section	Margin			Distance Travelled [m]
1	4	<b>VIMINELE</b>	8	65.8	0:11.23	0:11.95 [4]	1:20.64		0:34.78
		Jake Bayliss		400m	Overall	(0:11.95)			
2	7	<b>CORFE CASTLE</b>	4	64.6	0:11.01	0:12.35 [1]	0.86L		0:35.27 -1
		James Orman		400m	Overall	(0:12.35)			
3	12	<b>HELLAVADANCER</b>	6	64.5	0:11.13	0:12.21 [2]	1.39L		0:35.30 +1
		Andrew Mallyon		1200m	Overall	(0:12.21)			
4	1	<b>HOLLYWOOD NORTH</b>	13	65.0	0:11.32	0:12.07 [8]	2.08L		0:34.86 +0
		Jake Molloy		1200m	400m	(0:12.07)			
5	15	<b>MAGIC IN ME</b>	7	66.3	0:10.87	0:12.41 [3]	2.56L		0:36.23 +1
		Jim Byrne		1200m	Overall	(0:12.41)			
6	9	<b>HARLEQUIN FIELD</b>	11	64.3	0:11.28	0:12.50 [6]	4.28L		0:35.54 +2
		Ryan Maloney		1200m	Overall	(0:12.50)			
7	11	<b>AWOL</b>	9	66.2	0:11.00	0:12.70 [5]	4.54L		0:35.97 +6
		Cejay Graham		1200m	Overall	(0:12.70)			
8	14	<b>PETUNIA</b>	1	65.0	0:11.28	0:12.69 [7]	5.5L		0:35.84 -1
		Kyle Wilson-Taylor		1200m	1200m	(0:12.69)			
9	10	<b>TEXAS</b>	2	65.1	0:11.34	0:12.58 [9]	6.47L		0:35.56 -5
		Marnu Potgieter		1200m	1200m	(0:12.58)			
10	2	<b>BRAD</b>	12	64.7	0:11.44	0:12.72 [10]	7.76L		0:35.81 +1
		Yvette Lewis		600m	400m	(0:12.72)			

Scratched: The Tyler (#5), Holstein (#3), Patton (#8), Aton Of Delight (#6), Last Chance Saloon (#13)

[ ] Ranking at each section and finish  
 -:-:- No data available at this section  
 NA No data available

SCN Saddle cloth number  
 DNF Did not finish  
 DNT Did not track



Horse/Jockey Name	Viminele
Final Rank	1
Fastest Section Time (Section)	0:11.23 (Overall)
Top Speed [km/h] (Section)	65.8 (400m)
Race State	Finished



**Doomben QLD Professional**  
**Race 10: LADBROKES RACING CLUB BENCHMARK 78**  
 Handicap (4YO only QTIS bonuses applicable) - 1350m

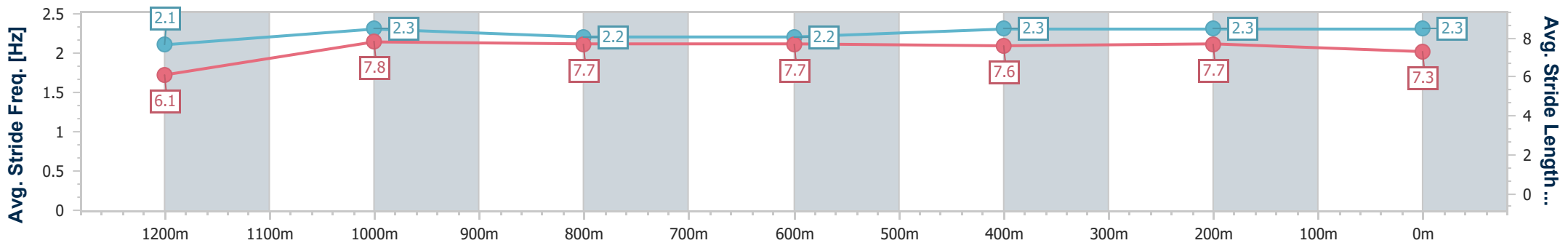
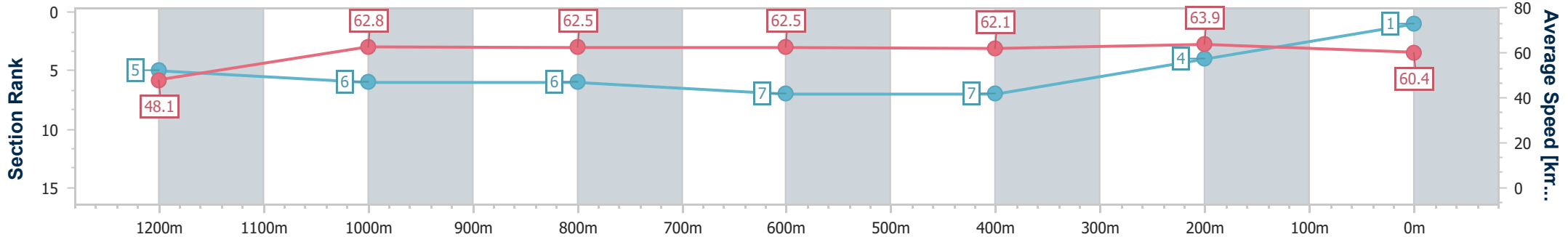
10 February 2024 - 17:51

Track Rating: Soft 6, Weather: Fine, Rail Position: +0.5m Entire



BRISBANE  
RACING CLUB

Section	Overall	1200m	1000m	800m	600m	400m	200m
Section Times	1:20.64 [1] (0:11.23)	1:09.41 [5] (0:11.46)	0:57.95 [6] (0:11.56)	0:46.39 [6] (0:11.61)	0:34.78 [7] (0:11.57)	0:23.21 [7] (0:11.26)	0:11.95 [4] (0:11.95)
Average Speed [km/h]	48.1	62.8	62.5	62.5	62.1	63.9	60.4
Top Speed [km/h]	62.8	63.7	63.4	63.1	63.2	65.8	63.5
Avg. Dist. to Rail [m]	6.6	2.3	1.4	0.8	0.3	1.0	1.7
Avg. Stride Freq. [Hz]	2.1	2.3	2.2	2.2	2.3	2.3	2.3
Avg. Stride Length [m]	6.1	7.8	7.7	7.7	7.6	7.7	7.3



- [ ] Ranking at each section and finish
- .-.- No data available at this section
- NA No data available



Horse/Jockey Name	Corfe Castle
Final Rank	2
Fastest Section Time (Section)	0:11.01 (Overall)
Top Speed [km/h] (Section)	64.6 (400m)
Race State	Finished



Doomben QLD Professional  
 Race 10: LADBROKES RACING CLUB BENCHMARK 78  
 Handicap (4YO only QTIS bonuses applicable) - 1350m

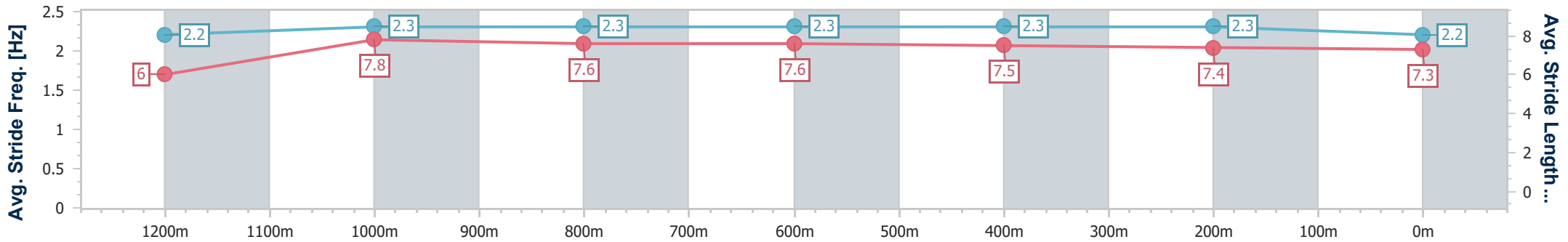
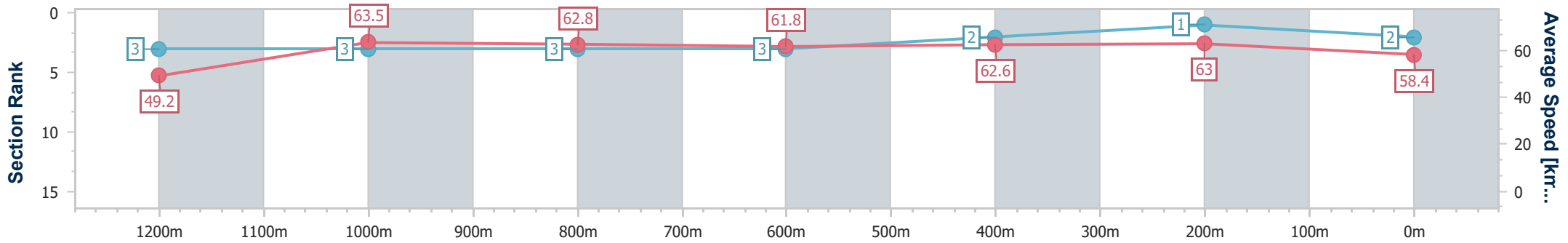
10 February 2024 - 17:51

Track Rating: Soft 6, Weather: Fine, Rail Position: +0.5m Entire



BRISBANE  
RACING CLUB

Section	Overall	1200m	1000m	800m	600m	400m	200m
Section Times	1:20.78 [2] (0:11.01)	1:09.77 [3] (0:11.36)	0:58.41 [3] (0:11.46)	0:46.95 [3] (0:11.68)	0:35.27 [3] (0:11.49)	0:23.78 [2] (0:11.43)	0:12.35 [1] (0:12.35)
Average Speed [km/h]	49.2	63.5	62.8	61.8	62.6	63.0	58.4
Top Speed [km/h]	63.6	63.9	64.2	62.4	63.3	64.6	62.2
Avg. Dist. to Rail [m]	3.7	1.0	0.5	0.4	0.6	2.1	4.0
Avg. Stride Freq. [Hz]	2.2	2.3	2.3	2.3	2.3	2.3	2.2
Avg. Stride Length [m]	6.0	7.8	7.6	7.6	7.5	7.4	7.3



- [ ] Ranking at each section and finish
- .-.- No data available at this section
- NA No data available



Horse/Jockey Name	Hellavadancer
Final Rank	3
Fastest Section Time (Section)	0:11.13 (Overall)
Top Speed [km/h] (Section)	64.5 (1200m)
Race State	Finished



Doomben QLD Professional  
 Race 10: LADBROKES RACING CLUB BENCHMARK 78  
 Handicap (4YO only QTIS bonuses applicable) - 1350m

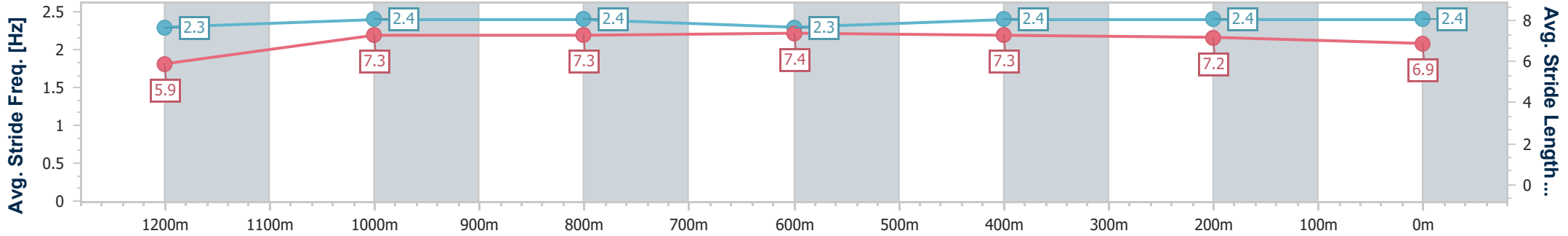
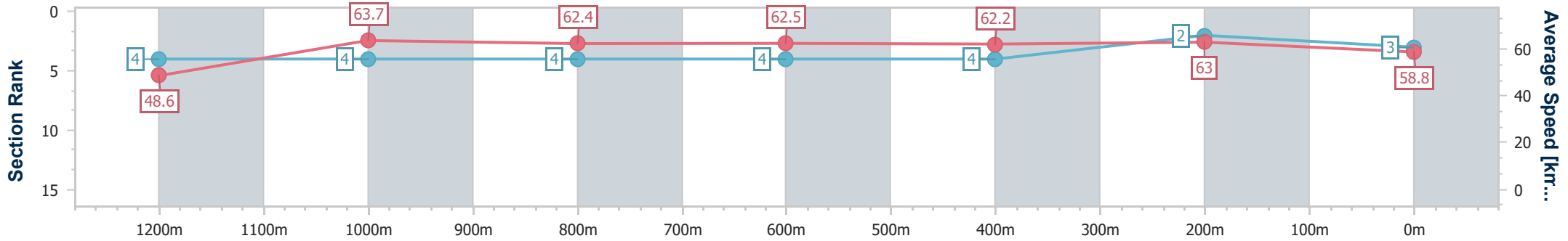
10 February 2024 - 17:51

Track Rating: Soft 6, Weather: Fine, Rail Position: +0.5m Entire



BRISBANE  
RACING CLUB

Section	Overall	1200m	1000m	800m	600m	400m	200m
Section Times	1:20.87 [3] (0:11.13)	1:09.74 [4] (0:11.32)	0:58.42 [4] (0:11.53)	0:46.89 [4] (0:11.59)	0:35.30 [4] (0:11.60)	0:23.70 [4] (0:11.49)	0:12.21 [2] (0:12.21)
Average Speed [km/h]	48.6	63.7	62.4	62.5	62.2	63.0	58.8
Top Speed [km/h]	62.9	64.5	63.8	63.6	63.3	64.1	63.2
Avg. Dist. to Rail [m]	4.6	1.7	1.5	0.8	0.5	3.3	4.9
Avg. Stride Freq. [Hz]	2.3	2.4	2.4	2.3	2.4	2.4	2.4
Avg. Stride Length [m]	5.9	7.3	7.3	7.4	7.3	7.2	6.9



- [ ] Ranking at each section and finish
- .-.- No data available at this section
- NA No data available



Horse/Jockey Name	Hollywood North
Final Rank	4
Fastest Section Time (Section)	0:11.32 (400m)
Top Speed [km/h] (Section)	65.0 (1200m)
Race State	Finished



**Doomben QLD Professional**  
**Race 10: LADBROKES RACING CLUB BENCHMARK 78**  
**Handicap (4YO only QTIS bonuses applicable) - 1350m**

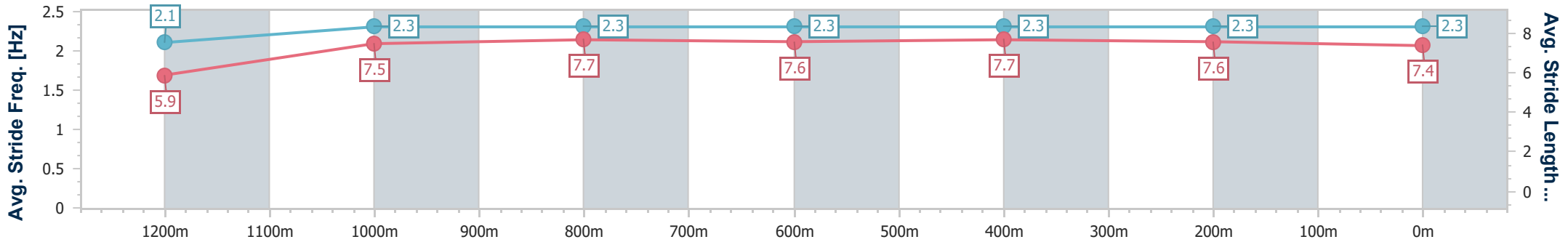
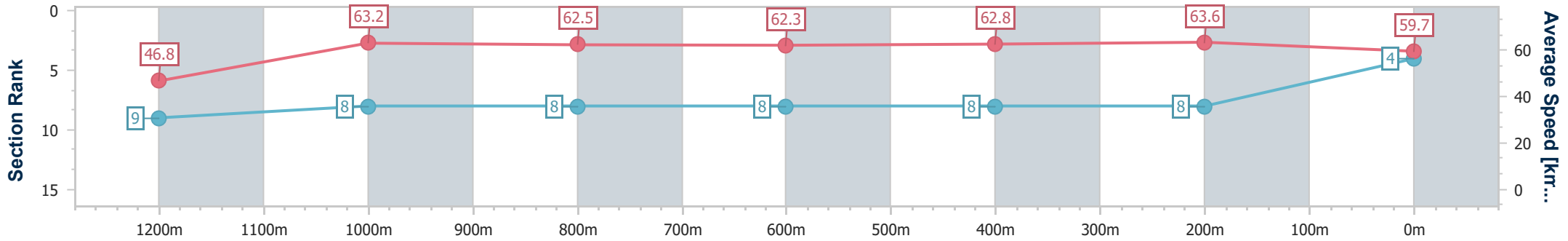
10 February 2024 - 17:51

Track Rating: Soft 6, Weather: Fine, Rail Position: +0.5m Entire



BRISBANE  
RACING CLUB

Section	Overall	1200m	1000m	800m	600m	400m	200m
Section Times	1:20.99 [4] (0:11.57)	1:09.42 [9] (0:11.40)	0:58.02 [8] (0:11.57)	0:46.45 [8] (0:11.59)	0:34.86 [8] (0:11.47)	0:23.39 [8] (0:11.32)	0:12.07 [8] (0:12.07)
Average Speed [km/h]	46.8	63.2	62.5	62.3	62.8	63.6	59.7
Top Speed [km/h]	64.3	65.0	63.3	63.2	63.2	64.9	62.5
Avg. Dist. to Rail [m]	9.1	2.2	1.7	1.3	0.4	2.4	5.4
Avg. Stride Freq. [Hz]	2.1	2.3	2.3	2.3	2.3	2.3	2.3
Avg. Stride Length [m]	5.9	7.5	7.7	7.6	7.7	7.6	7.4



- [ ] Ranking at each section and finish
- .-.- No data available at this section
- NA No data available



Horse/Jockey Name	Magic In Me
Final Rank	5
Fastest Section Time (Section)	0:10.87 (Overall)
Top Speed [km/h] (Section)	66.3 (1200m)
Race State	Finished



**Doomben QLD Professional**  
**Race 10: LADBROKES RACING CLUB BENCHMARK 78**  
 Handicap (4YO only QTIS bonuses applicable) - 1350m

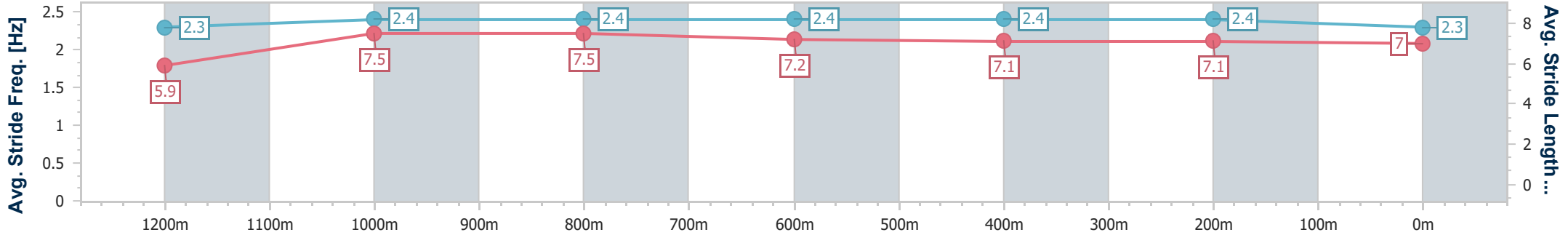
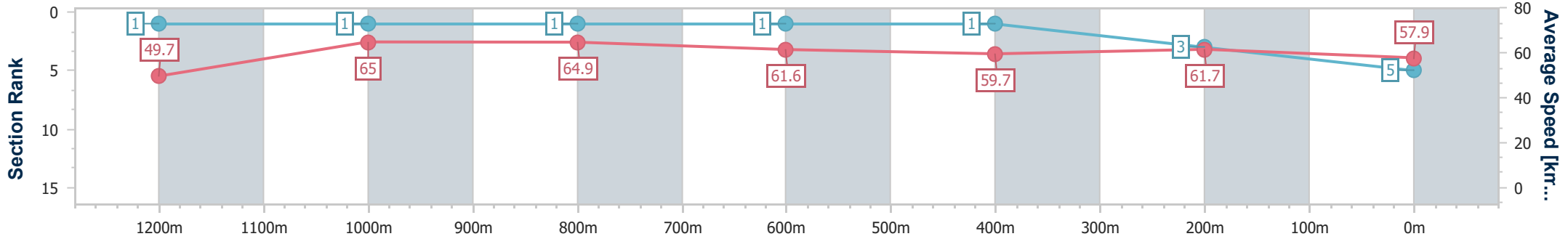
10 February 2024 - 17:51

Track Rating: Soft 6, Weather: Fine, Rail Position: +0.5m Entire



BRISBANE  
RACING CLUB

Section	Overall	1200m	1000m	800m	600m	400m	200m
Section Times	1:21.07 [5] (0:10.87)	1:10.20 [1] (0:11.05)	0:59.15 [1] (0:11.15)	0:48.00 [1] (0:11.77)	0:36.23 [1] (0:12.13)	0:24.10 [1] (0:11.69)	0:12.41 [3] (0:12.41)
Average Speed [km/h]	49.7	65.0	64.9	61.6	59.7	61.7	57.9
Top Speed [km/h]	65.2	66.3	65.6	63.7	60.8	62.3	60.7
Avg. Dist. to Rail [m]	6.4	4.1	2.5	1.5	0.6	1.4	2.3
Avg. Stride Freq. [Hz]	2.3	2.4	2.4	2.4	2.4	2.4	2.3
Avg. Stride Length [m]	5.9	7.5	7.5	7.2	7.1	7.1	7.0



- [ ] Ranking at each section and finish
- .-.- No data available at this section
- NA No data available



Horse/Jockey Name	Harlequin Field
Final Rank	6
Fastest Section Time (Section)	0:11.28 (Overall)
Top Speed [km/h] (Section)	64.3 (1200m)
Race State	Finished



**Doomben QLD Professional**  
**Race 10: LADBROKES RACING CLUB BENCHMARK 78**  
**Handicap (4YO only QTIS bonuses applicable) - 1350m**

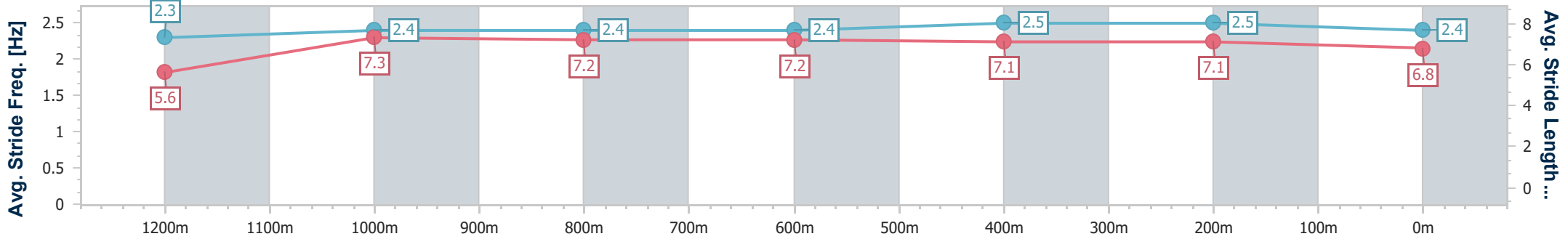
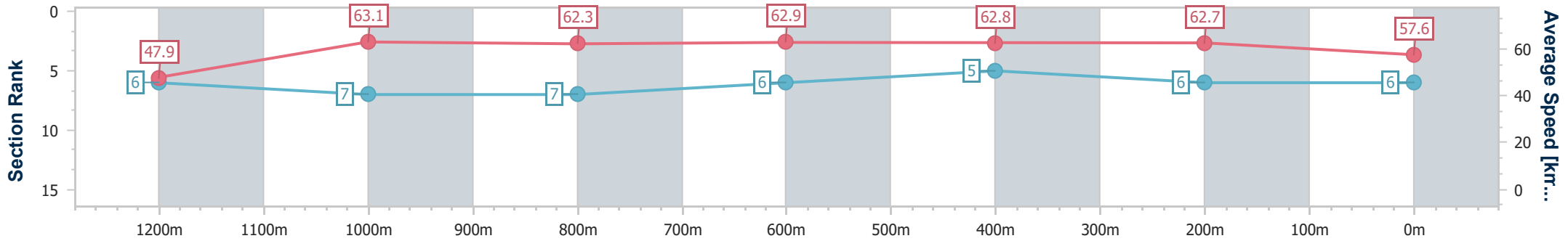
10 February 2024 - 17:51

Track Rating: Soft 6, Weather: Fine, Rail Position: +0.5m Entire



BRISBANE  
RACING CLUB

Section	Overall	1200m	1000m	800m	600m	400m	200m
Section Times	1:21.36 [6] (0:11.28)	1:10.08 [6] (0:11.41)	0:58.67 [7] (0:11.59)	0:47.08 [7] (0:11.54)	0:35.54 [6] (0:11.48)	0:24.06 [5] (0:11.56)	0:12.50 [6] (0:12.50)
Average Speed [km/h]	47.9	63.1	62.3	62.9	62.8	62.7	57.6
Top Speed [km/h]	62.7	64.3	63.4	63.3	64.3	63.4	60.9
Avg. Dist. to Rail [m]	9.2	3.6	2.3	1.2	0.5	5.0	7.8
Avg. Stride Freq. [Hz]	2.3	2.4	2.4	2.4	2.5	2.5	2.4
Avg. Stride Length [m]	5.6	7.3	7.2	7.2	7.1	7.1	6.8



- [ ] Ranking at each section and finish
- .-.- No data available at this section
- NA No data available





Horse/Jockey Name	Awol
Final Rank	7
Fastest Section Time (Section)	0:11.00 (Overall)
Top Speed [km/h] (Section)	66.2 (1200m)
Race State	Finished



**Doomben QLD Professional**  
**Race 10: LADBROKES RACING CLUB BENCHMARK 78**  
 Handicap (4YO only QTIS bonuses applicable) - 1350m

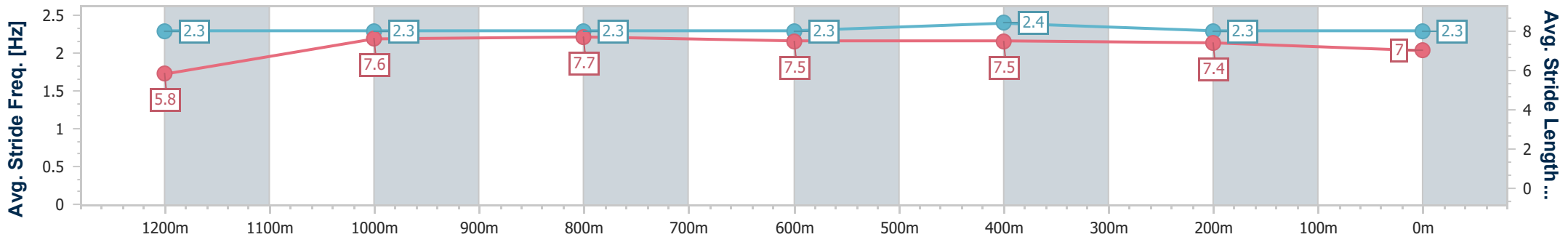
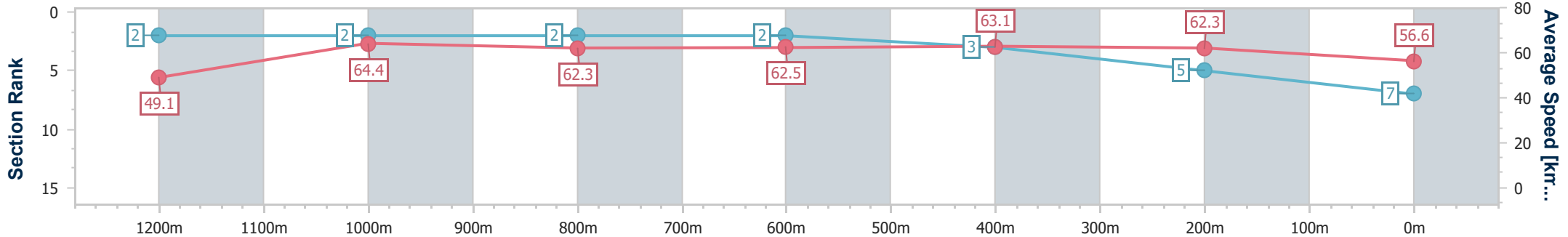
10 February 2024 - 17:51

Track Rating: Soft 6, Weather: Fine, Rail Position: +0.5m Entire



BRISBANE  
RACING CLUB

Section	Overall	1200m	1000m	800m	600m	400m	200m
Section Times	1:21.41 [7] (0:11.00)	1:10.41 [2] (0:11.20)	0:59.21 [2] (0:11.55)	0:47.66 [2] (0:11.69)	0:35.97 [2] (0:11.59)	0:24.38 [3] (0:11.68)	0:12.70 [5] (0:12.70)
Average Speed [km/h]	49.1	64.4	62.3	62.5	63.1	62.3	56.6
Top Speed [km/h]	65.3	66.2	63.5	63.8	63.7	63.3	59.5
Avg. Dist. to Rail [m]	7.8	4.8	1.9	2.3	3.0	5.0	4.4
Avg. Stride Freq. [Hz]	2.3	2.3	2.3	2.3	2.4	2.3	2.3
Avg. Stride Length [m]	5.8	7.6	7.7	7.5	7.5	7.4	7.0



- [ ] Ranking at each section and finish
- .-.- No data available at this section
- NA No data available



Horse/Jockey Name	Petunia
Final Rank	8
Fastest Section Time (Section)	0:11.28 (1200m)
Top Speed [km/h] (Section)	65.0 (1200m)
Race State	Finished



**Doomben QLD Professional**  
**Race 10: LADBROKES RACING CLUB BENCHMARK 78**  
**Handicap (4YO only QTIS bonuses applicable) - 1350m**

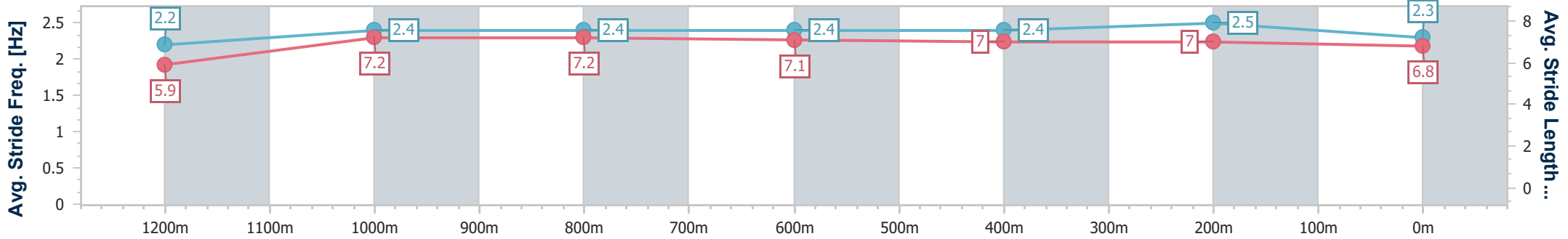
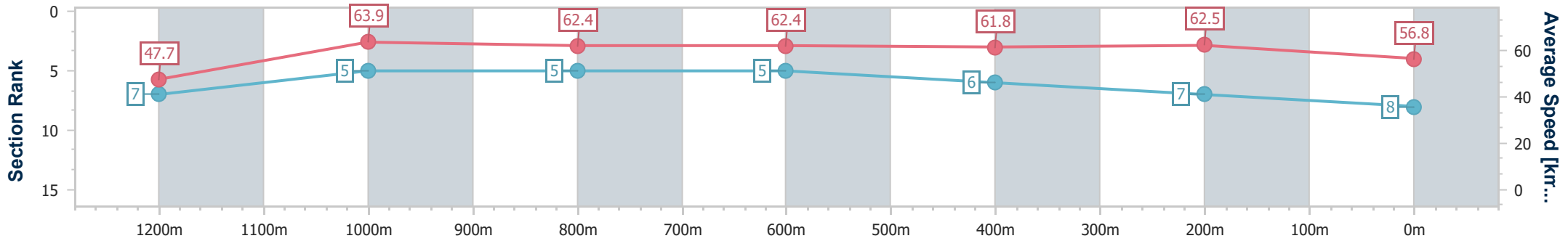
10 February 2024 - 17:51

Track Rating: Soft 6, Weather: Fine, Rail Position: +0.5m Entire



BRISBANE  
RACING CLUB

Section	Overall	1200m	1000m	800m	600m	400m	200m
Section Times	1:21.57 [8] (0:11.33)	1:10.24 [7] (0:11.28)	0:58.96 [5] (0:11.56)	0:47.40 [5] (0:11.56)	0:35.84 [5] (0:11.62)	0:24.22 [6] (0:11.53)	0:12.69 [7] (0:12.69)
Average Speed [km/h]	47.7	63.9	62.4	62.4	61.8	62.5	56.8
Top Speed [km/h]	62.7	65.0	63.1	63.2	62.6	63.3	60.8
Avg. Dist. to Rail [m]	2.8	0.9	0.6	0.5	0.5	2.2	3.6
Avg. Stride Freq. [Hz]	2.2	2.4	2.4	2.4	2.4	2.5	2.3
Avg. Stride Length [m]	5.9	7.2	7.2	7.1	7.0	7.0	6.8



- [ ] Ranking at each section and finish
- .-.- No data available at this section
- NA No data available



Horse/Jockey Name	Texas
Final Rank	9
Fastest Section Time (Section)	0:11.34 (1200m)
Top Speed [km/h] (Section)	65.1 (1200m)
Race State	Finished



**Doomben QLD Professional**  
**Race 10: LADBROKES RACING CLUB BENCHMARK 78**  
**Handicap (4YO only QTIS bonuses applicable) - 1350m**

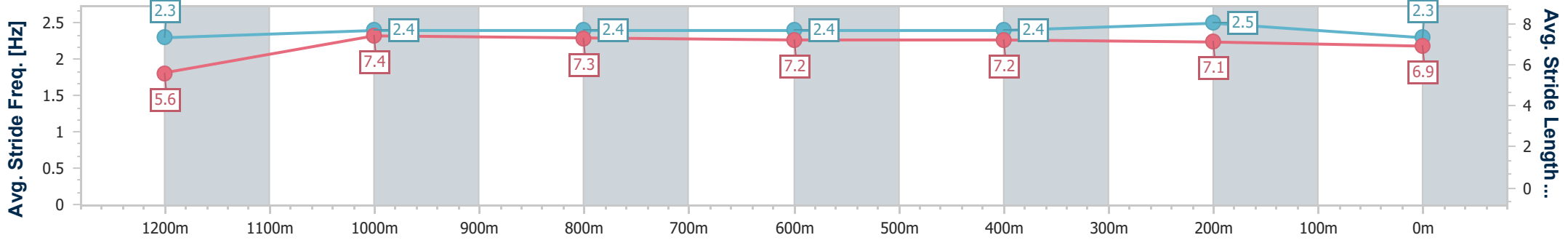
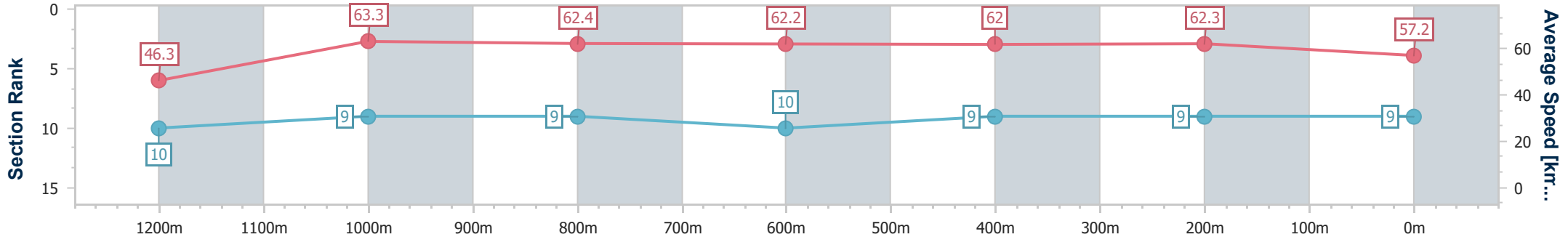
10 February 2024 - 17:51

Track Rating: Soft 6, Weather: Fine, Rail Position: +0.5m Entire



BRISBANE  
RACING CLUB

Section	Overall	1200m	1000m	800m	600m	400m	200m
Section Times	1:21.74 [9] (0:11.72)	1:10.02 [10] (0:11.34)	0:58.68 [9] (0:11.54)	0:47.14 [9] (0:11.58)	0:35.56 [10] (0:11.47)	0:24.09 [9] (0:11.51)	0:12.58 [9] (0:12.58)
Average Speed [km/h]	46.3	63.3	62.4	62.2	62.0	62.3	57.2
Top Speed [km/h]	63.2	65.1	64.1	63.8	63.3	63.7	60.9
Avg. Dist. to Rail [m]	2.9	0.3	0.3	0.5	1.7	0.8	1.6
Avg. Stride Freq. [Hz]	2.3	2.4	2.4	2.4	2.4	2.5	2.3
Avg. Stride Length [m]	5.6	7.4	7.3	7.2	7.2	7.1	6.9



- [ ] Ranking at each section and finish
- .-.- No data available at this section
- NA No data available



Horse/Jockey Name	Brad
Final Rank	10
Fastest Section Time (Section)	0:11.44 (400m)
Top Speed [km/h] (Section)	64.7 (600m)
Race State	Finished



Doomben QLD Professional  
 Race 10: LADBROKES RACING CLUB BENCHMARK 78  
 Handicap (4YO only QTIS bonuses applicable) - 1350m

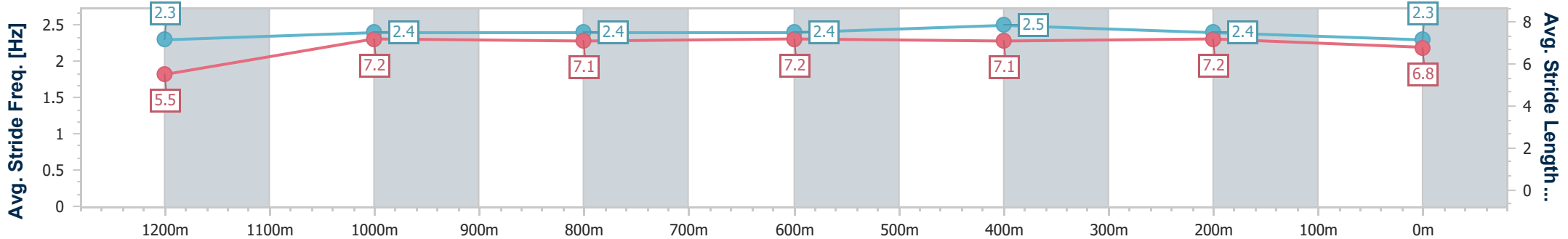
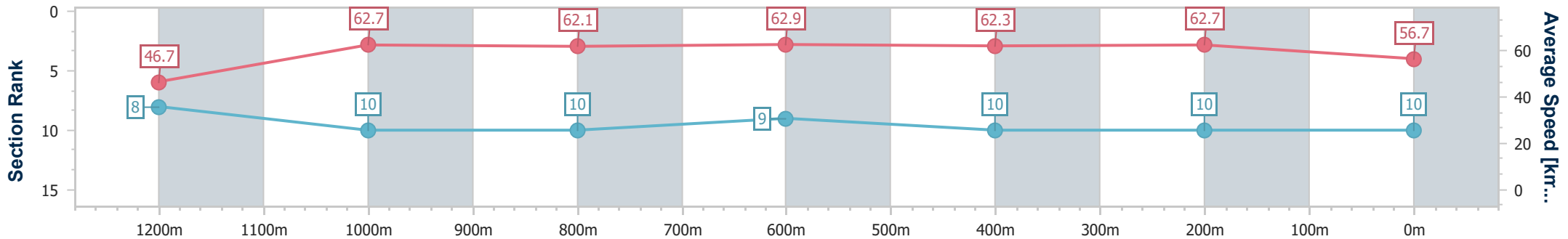
10 February 2024 - 17:51

Track Rating: Soft 6, Weather: Fine, Rail Position: +0.5m Entire



BRISBANE  
RACING CLUB

Section	Overall	1200m	1000m	800m	600m	400m	200m
Section Times	1:21.96 [10] (0:11.53)	1:10.43 [8] (0:11.53)	0:58.90 [10] (0:11.61)	0:47.29 [10] (0:11.48)	0:35.81 [9] (0:11.65)	0:24.16 [10] (0:11.44)	0:12.72 [10] (0:12.72)
Average Speed [km/h]	46.7	62.7	62.1	62.9	62.3	62.7	56.7
Top Speed [km/h]	62.8	63.5	63.4	64.4	64.7	63.9	60.7
Avg. Dist. to Rail [m]	9.4	3.0	2.0	0.7	1.1	2.8	3.5
Avg. Stride Freq. [Hz]	2.3	2.4	2.4	2.4	2.5	2.4	2.3
Avg. Stride Length [m]	5.5	7.2	7.1	7.2	7.1	7.2	6.8



- [ ] Ranking at each section and finish
- .-.- No data available at this section
- NA No data available