



Toowoomba QLD Professional
Race 5: QUEENSLAND ELECTRICAL SOLUTIONS BENCHMARK 60
Handicap - 1890m
10 February 2024 - 19:49



Track Rating: Good 3, Weather: Fine, Rail Position: +4m Entire

Section		Overall	1600m	1400m	1200m	1000m	800m	600m	Last 600m				
Field Times		2:01.24 (0:21.44)	1:39.80 (0:11.72)	1:28.08 (0:12.10)	1:15.98 (0:12.51)	1:03.47 (0:13.13)	0:50.34 (0:12.55)	0:37.79 (0:12.47)	0:37.79				
Rank	TAB Horse/Jockey	Barrier	Top Speed [km/h]	Fastest Section									Distance Travelled [m]
1	1 VAN GOGH Sophie Wilcock	3	64.0 1400m	0:11.72 1600m	2:01.24 [1] (0:21.44)	1:39.80 [1] (0:11.72)	1:28.08 [1] (0:12.10)	1:15.98 [1] (0:12.51)	1:03.47 [1] (0:13.13)	0:50.34 [1] (0:12.55)	0:37.79 [1] (0:12.47)	0:37.79	
2	5 ALIRAAJ Jason Taylor	4	64.8 1600m	0:11.66 1600m	2:01.58 [2] (0:21.80)	1:39.78 [2] (0:11.66)	1:28.12 [2] (0:12.03)	1:16.09 [2] (0:12.62)	1:03.47 [2] (0:13.03)	0:50.44 [2] (0:12.63)	0:37.81 [2] (0:12.60)	0:37.81	+10
3	3 VISUAL ELEMENT Chris Whiteley	5	65.3 Overall	0:11.69 1600m	2:01.69 [3] (0:22.14)	1:39.55 [5] (0:11.69)	1:27.86 [5] (0:11.95)	1:15.91 [5] (0:12.72)	1:03.19 [5] (0:12.95)	0:50.24 [4] (0:12.61)	0:37.63 [5] (0:12.51)	0:37.63	+5
4	2 COME ON EILEEN Dan McGillivray	8	65.4 Overall	0:11.88 1600m	2:02.15 [4] (0:22.18)	1:39.97 [6] (0:11.88)	1:28.09 [7] (0:12.10)	1:15.99 [7] (0:12.59)	1:03.40 [7] (0:13.04)	0:50.36 [7] (0:12.84)	0:37.52 [7] (0:12.48)	0:37.52	+8
5	6 LIZZIE'S PRIDE Adin Thompson	2	63.9 Overall	0:11.76 1600m	2:02.35 [5] (0:21.95)	1:40.40 [4] (0:11.76)	1:28.64 [4] (0:11.86)	1:16.78 [3] (0:12.69)	1:04.09 [3] (0:13.02)	0:51.07 [3] (0:12.65)	0:38.42 [3] (0:12.59)	0:38.42	+3
6	7 PACKAGE Tahlia Fenlon	6	64.7 1600m	0:11.61 1600m	2:02.41 [6] (0:21.89)	1:40.52 [3] (0:11.61)	1:28.91 [3] (0:12.12)	1:16.79 [4] (0:12.74)	1:04.05 [4] (0:13.11)	0:50.94 [5] (0:12.58)	0:38.36 [4] (0:12.60)	0:38.36	+16
7	8 MORE SUCCESS Nozi Tomizawa	9	64.5 Overall	0:11.94 1600m	2:03.26 [7] (0:22.66)	1:40.60 [9] (0:11.94)	1:28.66 [9] (0:12.17)	1:16.49 [9] (0:12.35)	1:04.14 [9] (0:12.95)	0:51.19 [8] (0:12.73)	0:38.46 [8] (0:12.69)	0:38.46	+3
8	9 DELAYED LAUNCH Sariah Champkin	7	63.0 1200m	0:11.91 1600m	2:04.28 [8] (0:22.57)	1:41.71 [8] (0:11.91)	1:29.80 [8] (0:12.19)	1:17.61 [8] (0:12.37)	1:05.24 [8] (0:13.09)	0:52.15 [9] (0:12.77)	0:39.38 [9] (0:12.76)	0:39.38	+11
9	4 MY WHISTLEBLOWER Les Tilley	1	63.4 1600m	0:11.80 1600m	2:10.21 [9] (0:22.23)	1:47.98 [7] (0:11.80)	1:36.18 [6] (0:12.01)	1:24.17 [6] (0:12.59)	1:11.58 [6] (0:12.96)	0:58.62 [6] (0:12.90)	0:45.72 [6] (0:12.75)	0:45.72	+0

[] Ranking at each section and finish
 -:-:- No data available at this section
 NA No data available

SCN Saddle cloth number
 DNF Did not finish
 DNT Did not track



Toowoomba QLD Professional
Race 5: QUEENSLAND ELECTRICAL SOLUTIONS BENCHMARK 60
Handicap - 1890m
10 February 2024 - 19:49



Track Rating: Good 3, Weather: Fine, Rail Position: +4m Entire

Section				400m	200m			Last 600m		
Field Times				0:25.32 (0:12.73)	0:12.59 (0:12.59)			0:37.79		
Rank	TAB	Horse/Jockey	Barrier	Top Speed [km/h]	Fastest Section	Margin			Distance Travelled [m]	
1	1	VAN GOGH Sophie Wilcock	3	64.0 1400m	0:11.72 1600m	0:25.32 [1] (0:12.73)	0:12.59 [1] (0:12.59)	2:01.24	0:37.79	
2	5	ALIRAAJ Jason Taylor	4	64.8 1600m	0:11.66 1600m	0:25.21 [2] (0:12.69)	0:12.52 [2] (0:12.52)	1.8L	0:37.81	+10
3	3	VISUAL ELEMENT Chris Whiteley	5	65.3 Overall	0:11.69 1600m	0:25.12 [4] (0:12.64)	0:12.48 [3] (0:12.48)	2.3L	0:37.63	+5
4	2	COME ON EILEEN Dan McGillivray	8	65.4 Overall	0:11.88 1600m	0:25.04 [6] (0:12.54)	0:12.50 [6] (0:12.50)	4.8L	0:37.52	+8
5	6	LIZZIE'S PRIDE Adin Thompson	2	63.9 Overall	0:11.76 1600m	0:25.83 [3] (0:12.80)	0:13.03 [4] (0:13.03)	5.8L	0:38.42	+3
6	7	PACKAGE Tahlia Fenlon	6	64.7 1600m	0:11.61 1600m	0:25.76 [5] (0:12.86)	0:12.90 [5] (0:12.90)	6L	0:38.36	+16
7	8	MORE SUCCESS Nozi Tomizawa	9	64.5 Overall	0:11.94 1600m	0:25.77 [8] (0:12.98)	0:12.79 [7] (0:12.79)	6L	0:38.46	+3
8	9	DELAYED LAUNCH Sariah Champkin	7	63.0 1200m	0:11.91 1600m	0:26.62 [9] (0:13.16)	0:13.46 [8] (0:13.46)	11.8L	0:39.38	+11
9	4	MY WHISTLEBLOWER Les Tilley	1	63.4 1600m	0:11.80 1600m	0:32.97 [7] (0:14.10)	0:18.87 [9] (0:18.87)	46.6L	0:45.72	+0

[] Ranking at each section and finish
 -:-:- No data available at this section
 NA No data available

SCN Saddle cloth number
 DNF Did not finish
 DNT Did not track



Horse/Jockey Name	Van Gogh
Final Rank	1
Fastest Section Time (Section)	0:11.72 (1600m)
Top Speed [km/h] (Section)	64.0 (1400m)
Race State	Finished



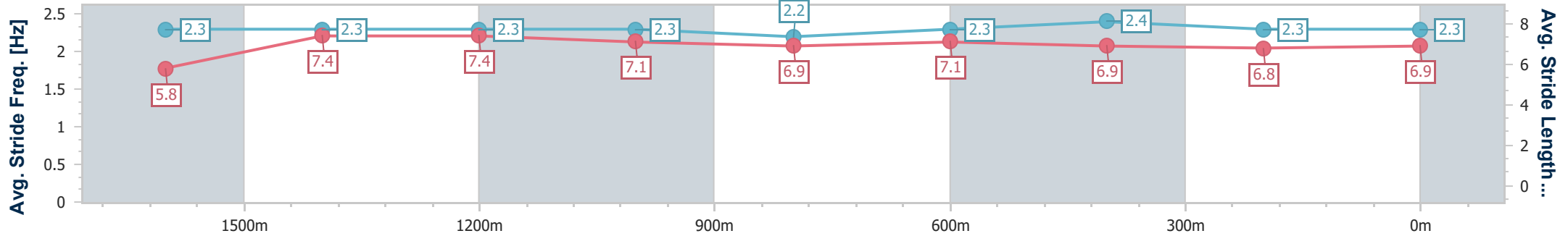
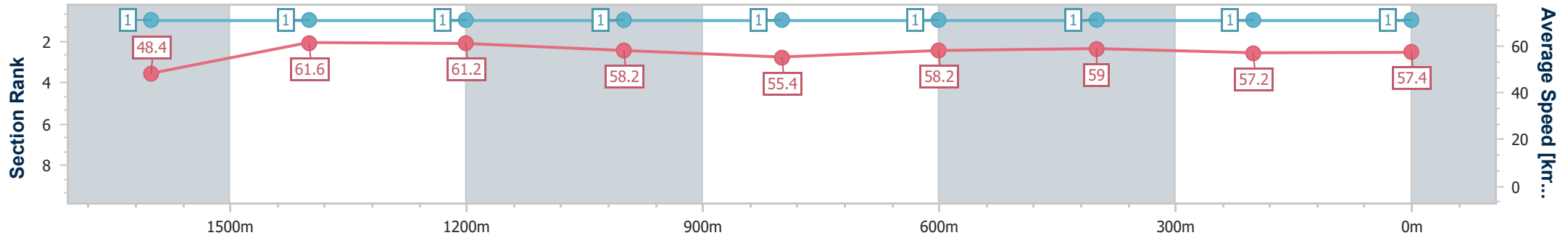
Toowoomba QLD Professional
Race 5: QUEENSLAND ELECTRICAL SOLUTIONS
BENCHMARK 60 Handicap - 1890m



10 February 2024 - 19:49

Track Rating: Good 3, Weather: Fine, Rail Position: +4m Entire

Section	Overall	1600m	1400m	1200m	1000m	800m	600m	400m	200m				
Section Times	2:01.24 [1] (0:21.44)	1:39.80 [1] (0:11.72)	1:28.08 [1] (0:12.10)	1:15.98 [1] (0:12.51)	1:03.47 [1] (0:13.13)	0:50.34 [1] (0:12.55)	0:37.79 [1] (0:12.47)	0:25.32 [1] (0:12.73)	0:12.59 [1] (0:12.59)				
Average Speed [km/h]	48.4	61.6	61.2	58.2	55.4	58.2	59.0	57.2	57.4				
Top Speed [km/h]	63.5	63.6	64.0	59.2	56.5	60.8	60.7	58.8	58.1				
Avg. Dist. to Rail [m]	5.0	2.0	5.5	6.3	4.0	3.8	4.0	4.2	5.7				
Avg. Stride Freq. [Hz]	2.3	2.3	2.3	2.3	2.2	2.3	2.4	2.3	2.3				
Avg. Stride Length [m]	5.8	7.4	7.4	7.1	6.9	7.1	6.9	6.8	6.9				



- [] Ranking at each section and finish
- .-.- No data available at this section
- NA No data available



Horse/Jockey Name	Aliraaj
Final Rank	2
Fastest Section Time (Section)	0:11.66 (1600m)
Top Speed [km/h] (Section)	64.8 (1600m)
Race State	Finished



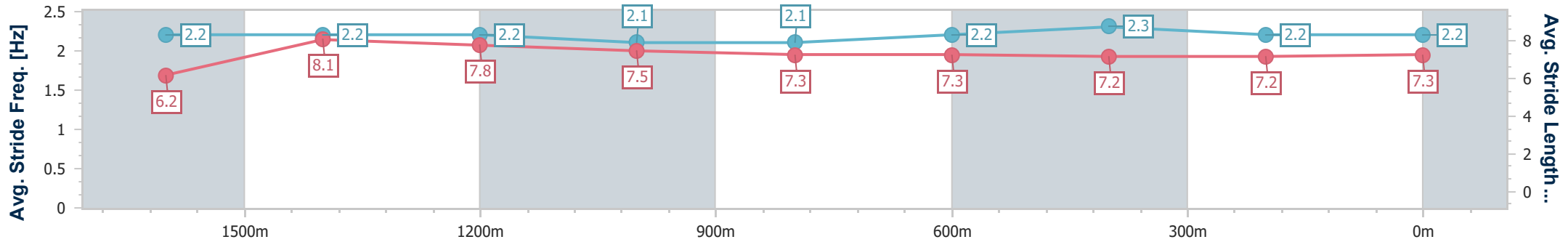
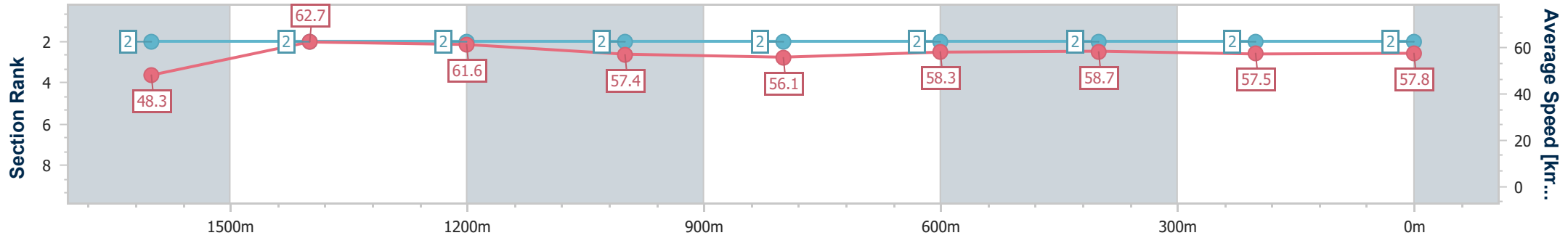
Toowoomba QLD Professional
Race 5: QUEENSLAND ELECTRICAL SOLUTIONS
BENCHMARK 60 Handicap - 1890m



10 February 2024 - 19:49

Track Rating: Good 3, Weather: Fine, Rail Position: +4m Entire

Section	Overall	1600m	1400m	1200m	1000m	800m	600m	400m	200m				
Section Times	2:01.58 [2] (0:21.80)	1:39.78 [2] (0:11.66)	1:28.12 [2] (0:12.03)	1:16.09 [2] (0:12.62)	1:03.47 [2] (0:13.03)	0:50.44 [2] (0:12.63)	0:37.81 [2] (0:12.60)	0:25.21 [2] (0:12.69)	0:12.52 [2] (0:12.52)				
Average Speed [km/h]	48.3	62.7	61.6	57.4	56.1	58.3	58.7	57.5	57.8				
Top Speed [km/h]	64.7	64.8	64.7	58.8	58.1	60.8	60.4	58.3	58.4				
Avg. Dist. to Rail [m]	6.9	3.8	5.2	5.3	4.6	6.0	5.1	4.3	4.6				
Avg. Stride Freq. [Hz]	2.2	2.2	2.2	2.1	2.1	2.2	2.3	2.2	2.2				
Avg. Stride Length [m]	6.2	8.1	7.8	7.5	7.3	7.3	7.2	7.2	7.3				



- [] Ranking at each section and finish
- .-.- No data available at this section
- NA No data available



Horse/Jockey Name	Visual Element
Final Rank	3
Fastest Section Time (Section)	0:11.69 (1600m)
Top Speed [km/h] (Section)	65.3 (Overall)
Race State	Finished



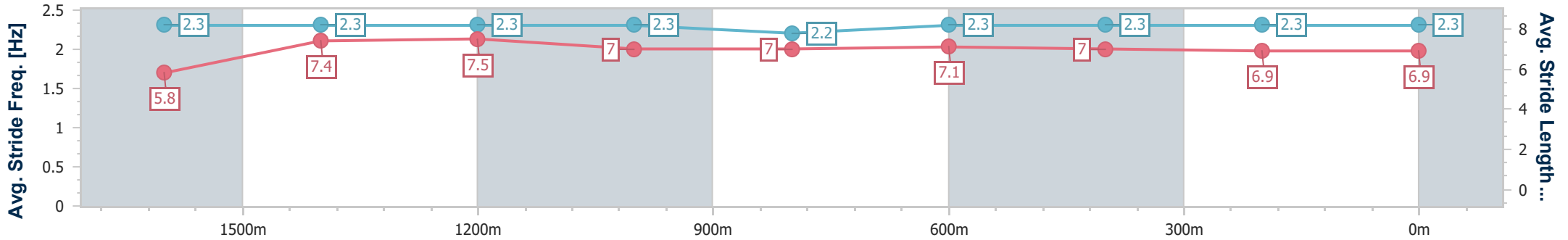
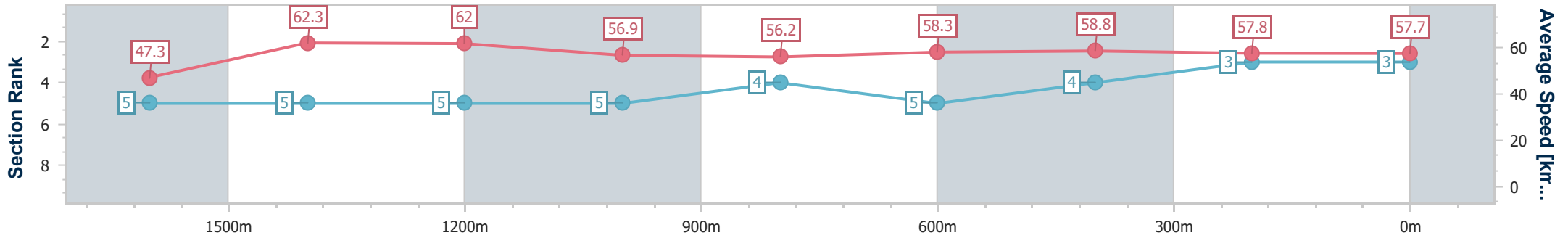
Toowoomba QLD Professional
Race 5: QUEENSLAND ELECTRICAL SOLUTIONS
BENCHMARK 60 Handicap - 1890m



10 February 2024 - 19:49

Track Rating: Good 3, Weather: Fine, Rail Position: +4m Entire

Section	Overall	1600m	1400m	1200m	1000m	800m	600m	400m	200m
Section Times	2:01.69 [3] (0:22.14)	1:39.55 [5] (0:11.69)	1:27.86 [5] (0:11.95)	1:15.91 [5] (0:12.72)	1:03.19 [5] (0:12.95)	0:50.24 [4] (0:12.61)	0:37.63 [5] (0:12.51)	0:25.12 [4] (0:12.64)	0:12.48 [3] (0:12.48)
Average Speed [km/h]	47.3	62.3	62.0	56.9	56.2	58.3	58.8	57.8	57.7
Top Speed [km/h]	65.3	64.2	63.6	59.3	57.6	60.8	60.9	58.4	58.4
Avg. Dist. to Rail [m]	5.8	4.0	4.9	5.6	4.3	5.4	4.2	4.3	4.5
Avg. Stride Freq. [Hz]	2.3	2.3	2.3	2.3	2.2	2.3	2.3	2.3	2.3
Avg. Stride Length [m]	5.8	7.4	7.5	7.0	7.0	7.1	7.0	6.9	6.9



- [] Ranking at each section and finish
- .-.- No data available at this section
- NA No data available



Horse/Jockey Name	Come On Eileen
Final Rank	4
Fastest Section Time (Section)	0:11.88 (1600m)
Top Speed [km/h] (Section)	65.4 (Overall)
Race State	Finished



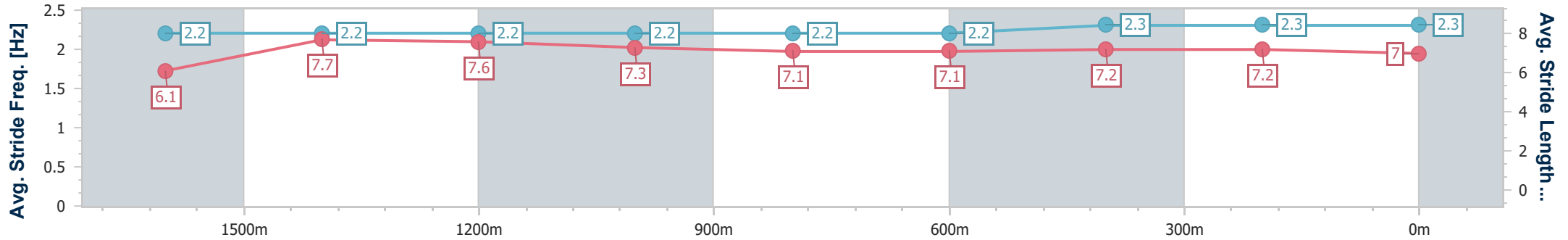
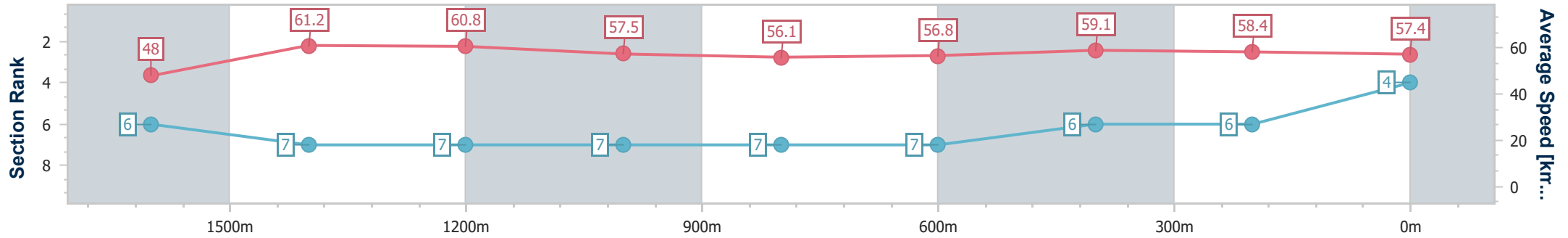
Toowoomba QLD Professional
Race 5: QUEENSLAND ELECTRICAL SOLUTIONS
BENCHMARK 60 Handicap - 1890m



10 February 2024 - 19:49

Track Rating: Good 3, Weather: Fine, Rail Position: +4m Entire

Section	Overall	1600m	1400m	1200m	1000m	800m	600m	400m	200m
Section Times	2:02.15 [4] (0:22.18)	1:39.97 [6] (0:11.88)	1:28.09 [7] (0:12.10)	1:15.99 [7] (0:12.59)	1:03.40 [7] (0:13.04)	0:50.36 [7] (0:12.84)	0:37.52 [7] (0:12.48)	0:25.04 [6] (0:12.54)	0:12.50 [6] (0:12.50)
Average Speed [km/h]	48.0	61.2	60.8	57.5	56.1	56.8	59.1	58.4	57.4
Top Speed [km/h]	65.4	64.1	61.9	61.1	57.5	61.0	61.5	59.5	57.8
Avg. Dist. to Rail [m]	11.2	3.3	3.8	5.5	4.2	4.6	4.5	5.0	7.2
Avg. Stride Freq. [Hz]	2.2	2.2	2.2	2.2	2.2	2.2	2.3	2.3	2.3
Avg. Stride Length [m]	6.1	7.7	7.6	7.3	7.1	7.1	7.2	7.2	7.0



- [] Ranking at each section and finish
- .-.- No data available at this section
- NA No data available



Horse/Jockey Name	Lizzie's Pride
Final Rank	5
Fastest Section Time (Section)	0:11.76 (1600m)
Top Speed [km/h] (Section)	63.9 (Overall)
Race State	Finished



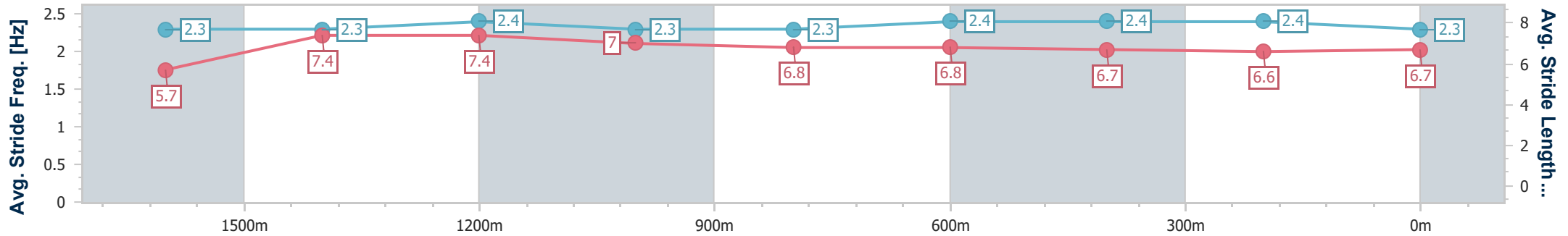
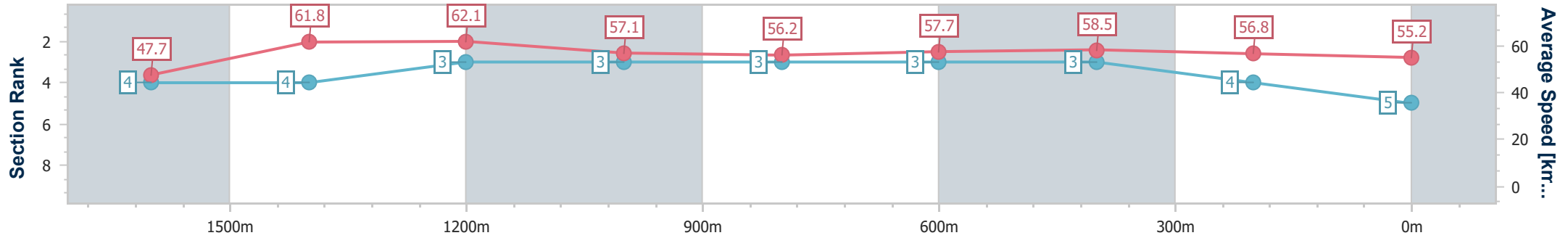
Toowoomba QLD Professional
 Race 5: QUEENSLAND ELECTRICAL SOLUTIONS
 BENCHMARK 60 Handicap - 1890m



10 February 2024 - 19:49

Track Rating: Good 3, Weather: Fine, Rail Position: +4m Entire

Section	Overall	1600m	1400m	1200m	1000m	800m	600m	400m	200m
Section Times	2:02.35 [5] (0:21.95)	1:40.40 [4] (0:11.76)	1:28.64 [4] (0:11.86)	1:16.78 [3] (0:12.69)	1:04.09 [3] (0:13.02)	0:51.07 [3] (0:12.65)	0:38.42 [3] (0:12.59)	0:25.83 [3] (0:12.80)	0:13.03 [4] (0:13.03)
Average Speed [km/h]	47.7	61.8	62.1	57.1	56.2	57.7	58.5	56.8	55.2
Top Speed [km/h]	63.9	63.7	63.7	60.0	57.1	60.1	59.6	57.6	56.7
Avg. Dist. to Rail [m]	4.9	3.3	4.3	5.0	4.2	5.0	4.3	2.8	2.3
Avg. Stride Freq. [Hz]	2.3	2.3	2.4	2.3	2.3	2.4	2.4	2.4	2.3
Avg. Stride Length [m]	5.7	7.4	7.4	7.0	6.8	6.8	6.7	6.6	6.7



- [] Ranking at each section and finish
- .-.- No data available at this section
- NA No data available



Horse/Jockey Name	Package
Final Rank	6
Fastest Section Time (Section)	0:11.61 (1600m)
Top Speed [km/h] (Section)	64.7 (1600m)
Race State	Finished



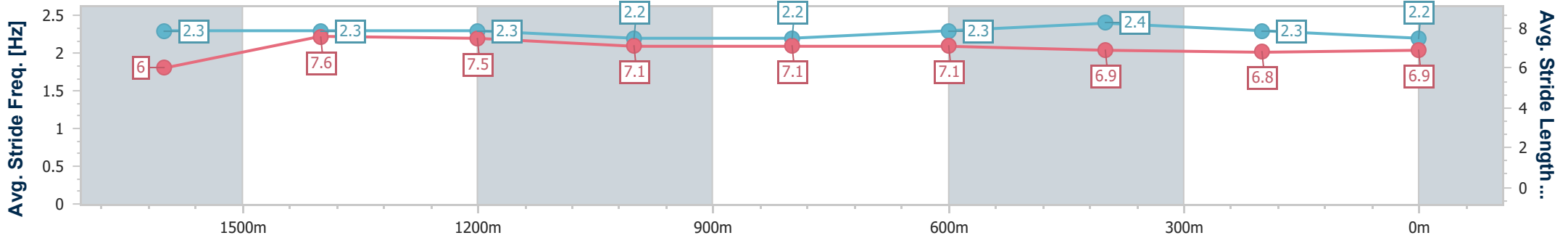
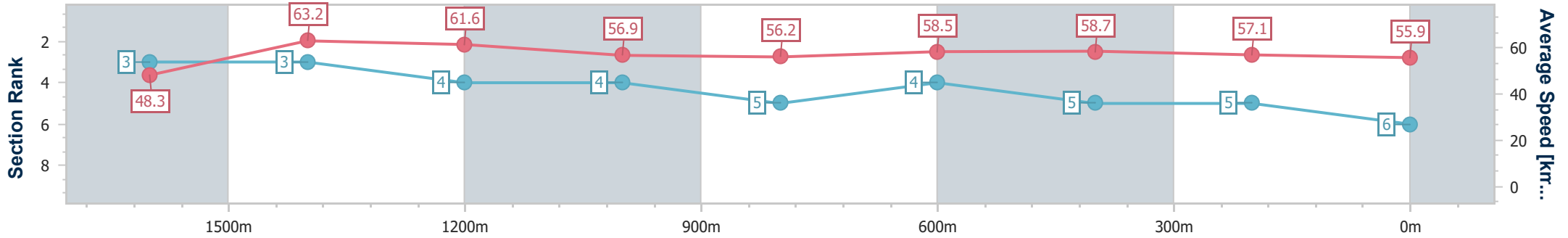
Toowoomba QLD Professional
Race 5: QUEENSLAND ELECTRICAL SOLUTIONS
BENCHMARK 60 Handicap - 1890m



10 February 2024 - 19:49

Track Rating: Good 3, Weather: Fine, Rail Position: +4m Entire

Section	Overall	1600m	1400m	1200m	1000m	800m	600m	400m	200m
Section Times	2:02.41 [6] (0:21.89)	1:40.52 [3] (0:11.61)	1:28.91 [3] (0:12.12)	1:16.79 [4] (0:12.74)	1:04.05 [4] (0:13.11)	0:50.94 [5] (0:12.58)	0:38.36 [4] (0:12.60)	0:25.76 [5] (0:12.86)	0:12.90 [5] (0:12.90)
Average Speed [km/h]	48.3	63.2	61.6	56.9	56.2	58.5	58.7	57.1	55.9
Top Speed [km/h]	64.1	64.7	64.4	59.4	57.6	60.3	59.6	58.6	56.7
Avg. Dist. to Rail [m]	7.5	4.6	6.5	7.3	6.5	5.8	4.9	6.0	5.0
Avg. Stride Freq. [Hz]	2.3	2.3	2.3	2.2	2.2	2.3	2.4	2.3	2.2
Avg. Stride Length [m]	6.0	7.6	7.5	7.1	7.1	7.1	6.9	6.8	6.9



- [] Ranking at each section and finish
- .-.- No data available at this section
- NA No data available



Horse/Jockey Name	More Success
Final Rank	7
Fastest Section Time (Section)	0:11.94 (1600m)
Top Speed [km/h] (Section)	64.5 (Overall)
Race State	Finished



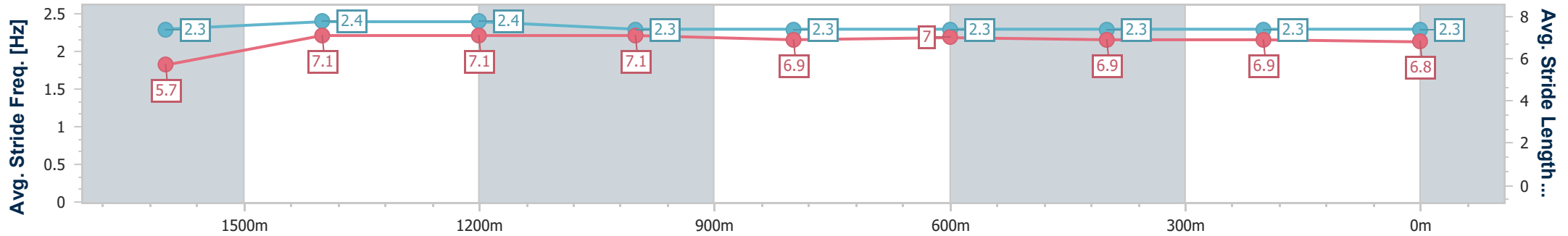
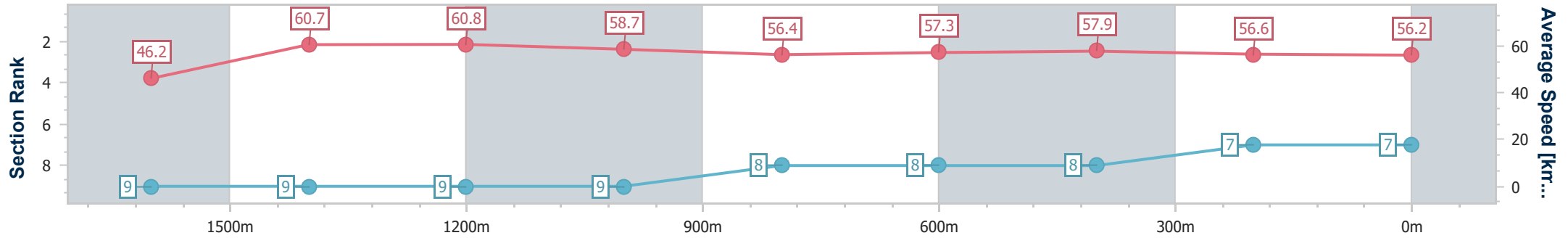
Toowoomba QLD Professional
Race 5: QUEENSLAND ELECTRICAL SOLUTIONS
BENCHMARK 60 Handicap - 1890m



10 February 2024 - 19:49

Track Rating: Good 3, Weather: Fine, Rail Position: +4m Entire

Section	Overall	1600m	1400m	1200m	1000m	800m	600m	400m	200m
Section Times	2:03.26 [7] (0:22.66)	1:40.60 [9] (0:11.94)	1:28.66 [9] (0:12.17)	1:16.49 [9] (0:12.35)	1:04.14 [9] (0:12.95)	0:51.19 [8] (0:12.73)	0:38.46 [8] (0:12.69)	0:25.77 [8] (0:12.98)	0:12.79 [7] (0:12.79)
Average Speed [km/h]	46.2	60.7	60.8	58.7	56.4	57.3	57.9	56.6	56.2
Top Speed [km/h]	64.5	62.3	61.9	61.3	58.6	59.3	60.7	57.9	57.4
Avg. Dist. to Rail [m]	6.5	2.8	4.7	5.3	3.9	3.8	4.3	5.2	5.2
Avg. Stride Freq. [Hz]	2.3	2.4	2.4	2.3	2.3	2.3	2.3	2.3	2.3
Avg. Stride Length [m]	5.7	7.1	7.1	7.1	6.9	7.0	6.9	6.9	6.8



- [] Ranking at each section and finish
- .-.- No data available at this section
- NA No data available



Horse/Jockey Name	Delayed Launch
Final Rank	8
Fastest Section Time (Section)	0:11.91 (1600m)
Top Speed [km/h] (Section)	63.0 (1200m)
Race State	Finished



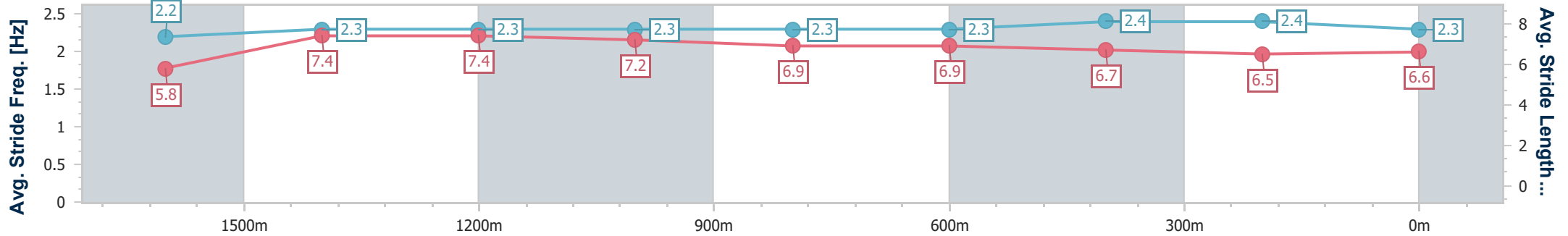
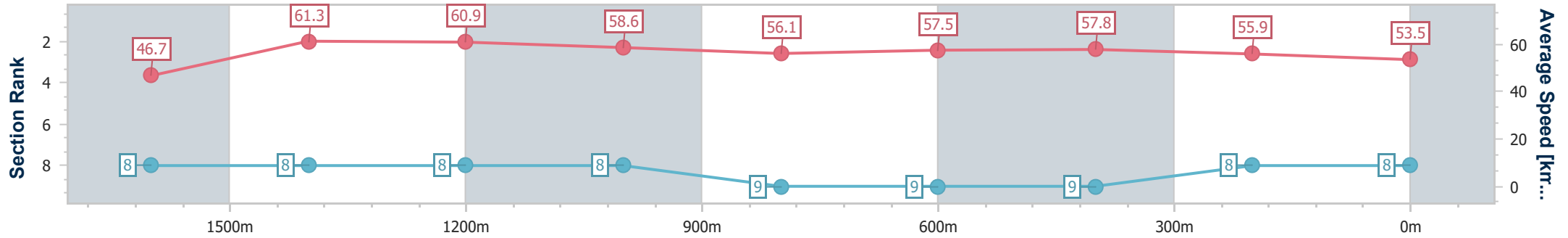
Toowoomba QLD Professional
Race 5: QUEENSLAND ELECTRICAL SOLUTIONS
BENCHMARK 60 Handicap - 1890m



10 February 2024 - 19:49

Track Rating: Good 3, Weather: Fine, Rail Position: +4m Entire

Section	Overall	1600m	1400m	1200m	1000m	800m	600m	400m	200m
Section Times	2:04.28 [8] (0:22.57)	1:41.71 [8] (0:11.91)	1:29.80 [8] (0:12.19)	1:17.61 [8] (0:12.37)	1:05.24 [8] (0:13.09)	0:52.15 [9] (0:12.77)	0:39.38 [9] (0:12.76)	0:26.62 [9] (0:13.16)	0:13.46 [8] (0:13.46)
Average Speed [km/h]	46.7	61.3	60.9	58.6	56.1	57.5	57.8	55.9	53.5
Top Speed [km/h]	62.9	62.0	62.7	63.0	57.8	59.7	59.8	57.5	54.7
Avg. Dist. to Rail [m]	7.8	4.1	5.8	6.5	5.3	5.0	5.3	5.5	3.6
Avg. Stride Freq. [Hz]	2.2	2.3	2.3	2.3	2.3	2.3	2.4	2.4	2.3
Avg. Stride Length [m]	5.8	7.4	7.4	7.2	6.9	6.9	6.7	6.5	6.6



- [] Ranking at each section and finish
- .-.- No data available at this section
- NA No data available



Horse/Jockey Name	My Whistleblower
Final Rank	9
Fastest Section Time (Section)	0:11.80 (1600m)
Top Speed [km/h] (Section)	63.4 (1600m)
Race State	Finished



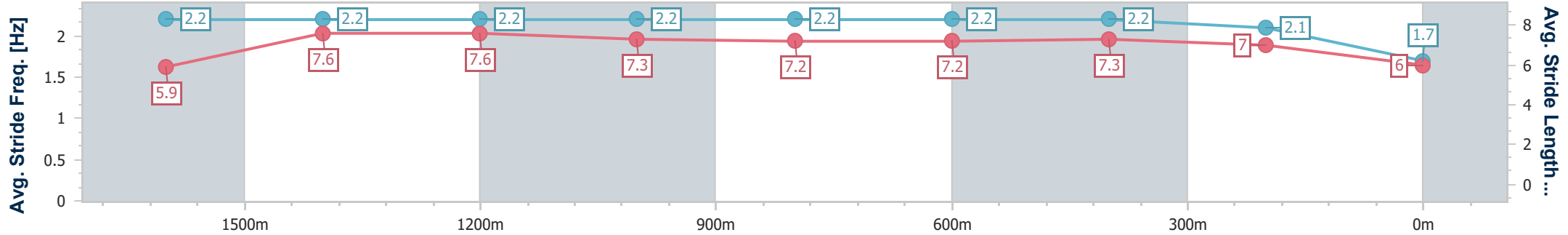
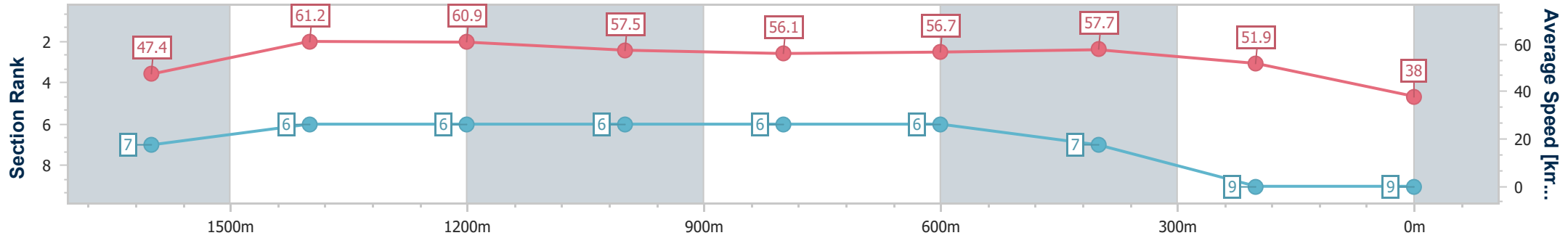
Toowoomba QLD Professional
Race 5: QUEENSLAND ELECTRICAL SOLUTIONS
BENCHMARK 60 Handicap - 1890m



10 February 2024 - 19:49

Track Rating: Good 3, Weather: Fine, Rail Position: +4m Entire

Section	Overall	1600m	1400m	1200m	1000m	800m	600m	400m	200m
Section Times	2:10.21 [9] (0:22.23)	1:47.98 [7] (0:11.80)	1:36.18 [6] (0:12.01)	1:24.17 [6] (0:12.59)	1:11.58 [6] (0:12.96)	0:58.62 [6] (0:12.90)	0:45.72 [6] (0:12.75)	0:32.97 [7] (0:14.10)	0:18.87 [9] (0:18.87)
Average Speed [km/h]	47.4	61.2	60.9	57.5	56.1	56.7	57.7	51.9	38.0
Top Speed [km/h]	63.4	63.4	62.0	60.3	57.0	60.2	60.1	54.5	47.3
Avg. Dist. to Rail [m]	6.4	1.4	3.0	4.1	3.5	4.0	4.4	3.8	3.2
Avg. Stride Freq. [Hz]	2.2	2.2	2.2	2.2	2.2	2.2	2.2	2.1	1.7
Avg. Stride Length [m]	5.9	7.6	7.6	7.3	7.2	7.2	7.3	7.0	6.0



- [] Ranking at each section and finish
- .-.- No data available at this section
- NA No data available