



# Toowoomba QLD Professional

## Race 6: LIVING TURF QTIS Three-Year-Old BENCHMARK 60 Handicap - 1000m

10 February 2024 - 20:36



Track Rating: Good 3, Weather: Fine, Rail Position: +4m Entire

Section		Overall	800m	600m	400m	200m	Last 600m					
Field Times		0:59.33 (0:12.88)	0:46.45 (0:11.31)	0:35.14 (0:11.70)	0:23.44 (0:11.78)	0:11.66 (0:11.66)	0:35.14					
Rank	TAB Horse/Jockey	Barrier	Top Speed [km/h]	Fastest Section	Margin					Distance Travelled [m]		
1	2 CONNEWARRE Alisha Donald	2	67.1 800m	0:11.11 800m	0:59.33 [1] (0:13.32)	0:46.01 [5] (0:11.11)	0:34.90 [4] (0:11.77)	0:23.13 [3] (0:11.67)	0:11.46 [2] (0:11.46)	0:59.33	0:34.90	
2	5 TOUTE SWEET Nathan Evans	3	67.4 800m	0:11.31 800m	0:59.42 [2] (0:12.88)	0:46.54 [1] (0:11.31)	0:35.23 [1] (0:11.70)	0:23.53 [1] (0:11.78)	0:11.75 [1] (0:11.75)	0.5L	0:35.23	+1
3	1 QUADE Anthony Allen	6	67.9 800m	0:11.39 400m	0:59.50 [3] (0:13.31)	0:46.19 [4] (0:11.40)	0:34.79 [5] (0:11.91)	0:22.88 [7] (0:11.39)	0:11.49 [4] (0:11.49)	0.9L	0:34.79	+6
4	3 MISS DE BLAAS Jason Taylor	7	67.6 Overall	0:11.30 800m	1:00.01 [4] (0:13.01)	0:47.00 [2] (0:11.30)	0:35.70 [2] (0:11.88)	0:23.82 [2] (0:11.81)	0:12.01 [3] (0:12.01)	0.9L	0:35.70	+2
5	7 SPEEDY GRACE Sariah Champkin	1	66.4 800m	0:11.20 800m	1:00.15 [5] (0:13.75)	0:46.40 [7] (0:11.20)	0:35.20 [7] (0:11.66)	0:23.54 [5] (0:11.74)	0:11.80 [5] (0:11.80)	1.7L	0:35.20	+2
6	4 BUTT HEADS Tahlia Fenlon	8	67.1 800m	0:11.31 800m	1:00.61 [6] (0:13.59)	0:47.02 [6] (0:11.31)	0:35.71 [6] (0:11.72)	0:23.99 [6] (0:11.87)	0:12.12 [7] (0:12.12)	4.2L	0:35.71	+5
7	8 LITTLEMISSCANCAN Nozi Tomizawa	4	67.0 800m	0:11.19 800m	1:01.05 [7] (0:13.19)	0:47.86 [3] (0:11.19)	0:36.67 [3] (0:11.88)	0:24.79 [4] (0:12.21)	0:12.58 [6] (0:12.58)	6.7L	0:36.67	+11

Scratched: Frozen Miss (#6)

[ ] Ranking at each section and finish  
 -:-:- No data available at this section  
 NA No data available

SCN Saddle cloth number  
 DNF Did not finish  
 DNT Did not track



Horse/Jockey Name	Connewarre
Final Rank	1
Fastest Section Time (Section)	0:11.11 (800m)
Top Speed [km/h] (Section)	67.1 (800m)
Race State	Finished



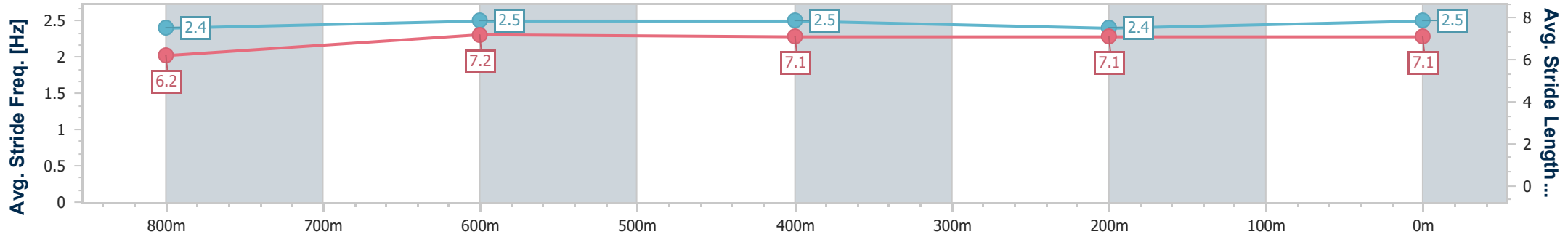
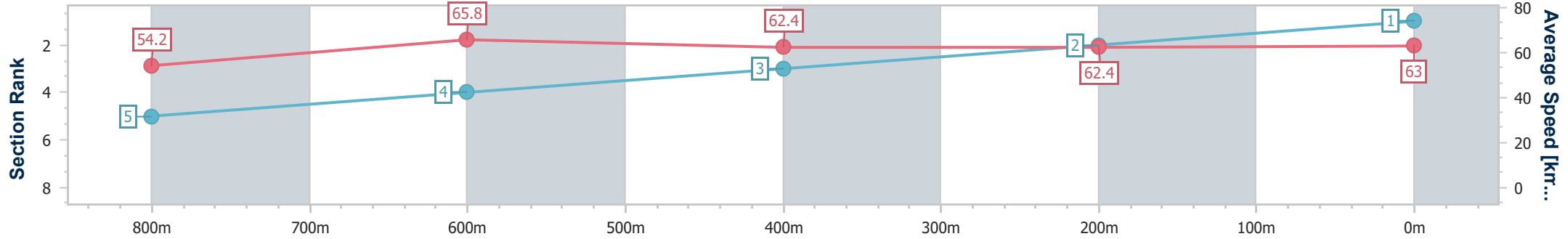
Toowoomba QLD Professional  
 Race 6: LIVING TURF QTIS Three-Year-Old BENCHMARK 60  
 Handicap - 1000m



10 February 2024 - 20:36

Track Rating: Good 3, Weather: Fine, Rail Position: +4m Entire

Section	Overall	800m	600m	400m	200m
Section Times	0:59.33 [1] (0:13.32)	0:46.01 [5] (0:11.11)	0:34.90 [4] (0:11.77)	0:23.13 [3] (0:11.67)	0:11.46 [2] (0:11.46)
Average Speed [km/h]	54.2	65.8	62.4	62.4	63.0
Top Speed [km/h]	67.0	67.1	65.0	64.2	64.5
Avg. Dist. to Rail [m]	3.7	3.4	4.3	3.8	5.0
Avg. Stride Freq. [Hz]	2.4	2.5	2.5	2.4	2.5
Avg. Stride Length [m]	6.2	7.2	7.1	7.1	7.1



- [ ] Ranking at each section and finish
- .-.- No data available at this section
- NA No data available



Horse/Jockey Name	Toute Sweet
Final Rank	2
Fastest Section Time (Section)	0:11.31 (800m)
Top Speed [km/h] (Section)	67.4 (800m)
Race State	Finished



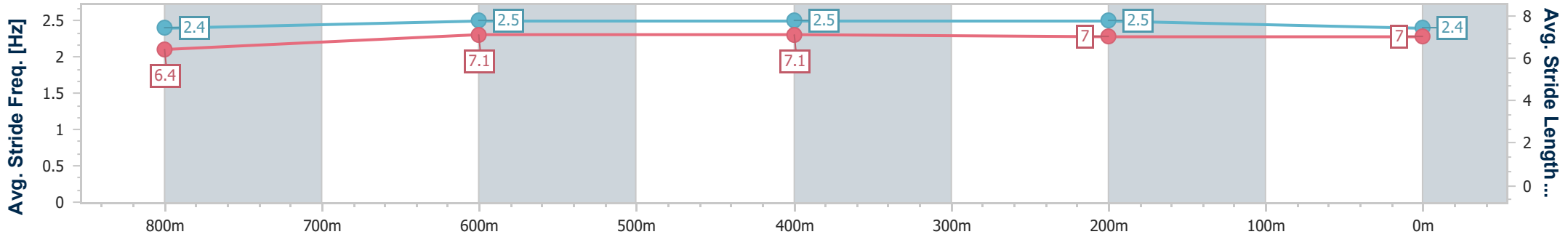
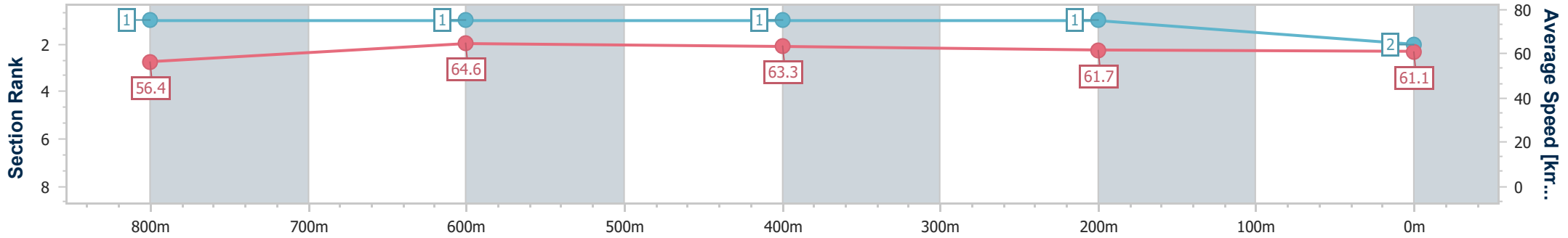
Toowoomba QLD Professional  
 Race 6: LIVING TURF QTIS Three-Year-Old BENCHMARK 60  
 Handicap - 1000m



10 February 2024 - 20:36

Track Rating: Good 3, Weather: Fine, Rail Position: +4m Entire

Section	Overall	800m	600m	400m	200m
Section Times	0:59.42 [2] (0:12.88)	0:46.54 [1] (0:11.31)	0:35.23 [1] (0:11.70)	0:23.53 [1] (0:11.78)	0:11.75 [1] (0:11.75)
Average Speed [km/h]	56.4	64.6	63.3	61.7	61.1
Top Speed [km/h]	66.8	67.4	65.0	62.9	62.6
Avg. Dist. to Rail [m]	4.2	5.4	5.2	3.1	1.5
Avg. Stride Freq. [Hz]	2.4	2.5	2.5	2.5	2.4
Avg. Stride Length [m]	6.4	7.1	7.1	7.0	7.0



- [ ] Ranking at each section and finish
- .-.- No data available at this section
- NA No data available



Horse/Jockey Name	Quade
Final Rank	3
Fastest Section Time (Section)	0:11.39 (400m)
Top Speed [km/h] (Section)	67.9 (800m)
Race State	Finished



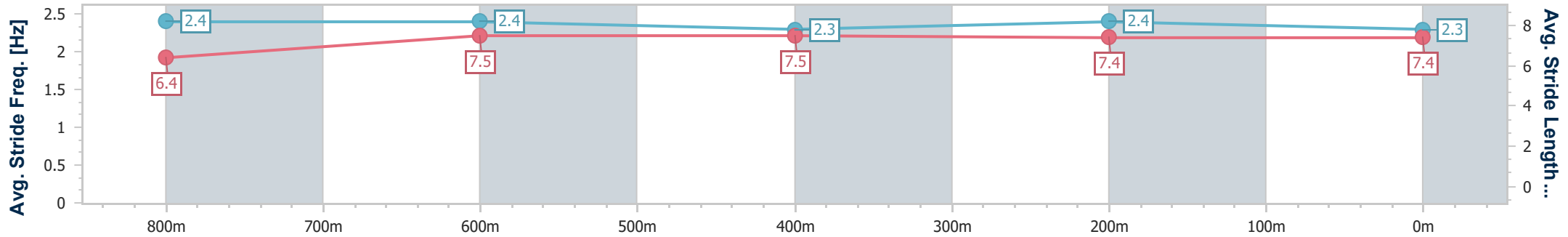
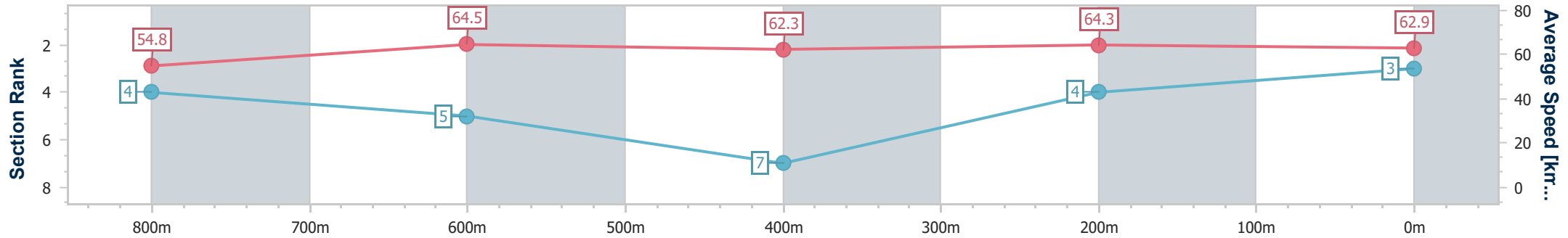
Toowoomba QLD Professional  
 Race 6: LIVING TURF QTIS Three-Year-Old BENCHMARK 60  
 Handicap - 1000m



10 February 2024 - 20:36

Track Rating: Good 3, Weather: Fine, Rail Position: +4m Entire

Section	Overall	800m	600m	400m	200m
Section Times	0:59.50 [3] (0:13.31)	0:46.19 [4] (0:11.40)	0:34.79 [5] (0:11.91)	0:22.88 [7] (0:11.39)	0:11.49 [4] (0:11.49)
Average Speed [km/h]	54.8	64.5	62.3	64.3	62.9
Top Speed [km/h]	67.7	67.9	64.8	66.3	64.7
Avg. Dist. to Rail [m]	5.9	6.1	5.8	6.1	6.8
Avg. Stride Freq. [Hz]	2.4	2.4	2.3	2.4	2.3
Avg. Stride Length [m]	6.4	7.5	7.5	7.4	7.4



- [ ] Ranking at each section and finish
- .-.- No data available at this section
- NA No data available



Horse/Jockey Name	Miss De Blaas
Final Rank	4
Fastest Section Time (Section)	0:11.30 (800m)
Top Speed [km/h] (Section)	67.6 (Overall)
Race State	Finished



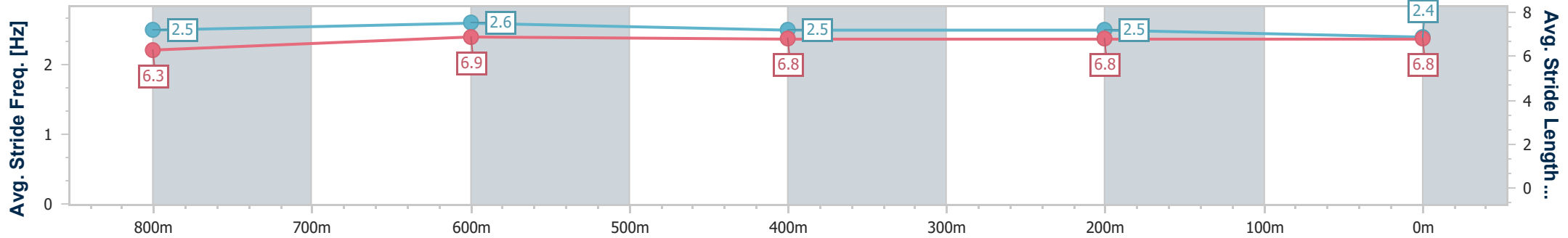
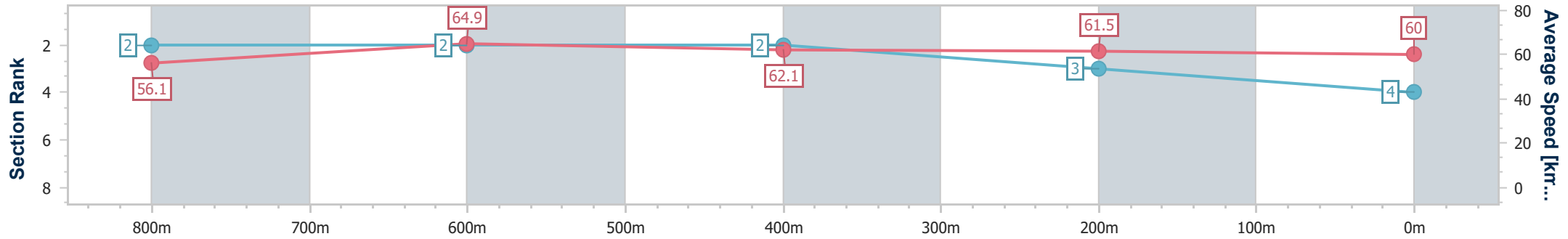
Toowoomba QLD Professional  
 Race 6: LIVING TURF QTIS Three-Year-Old BENCHMARK 60  
 Handicap - 1000m



10 February 2024 - 20:36

Track Rating: Good 3, Weather: Fine, Rail Position: +4m Entire

Section	Overall	800m	600m	400m	200m
Section Times	1:00.01 [4] (0:13.01)	0:47.00 [2] (0:11.30)	0:35.70 [2] (0:11.88)	0:23.82 [2] (0:11.81)	0:12.01 [3] (0:12.01)
Average Speed [km/h]	56.1	64.9	62.1	61.5	60.0
Top Speed [km/h]	67.6	67.3	64.6	62.9	61.7
Avg. Dist. to Rail [m]	6.3	4.8	5.1	3.2	3.7
Avg. Stride Freq. [Hz]	2.5	2.6	2.5	2.5	2.4
Avg. Stride Length [m]	6.3	6.9	6.8	6.8	6.8



- [ ] Ranking at each section and finish
- .-.- No data available at this section
- NA No data available



Horse/Jockey Name	Speedy Grace
Final Rank	5
Fastest Section Time (Section)	0:11.20 (800m)
Top Speed [km/h] (Section)	66.4 (800m)
Race State	Finished



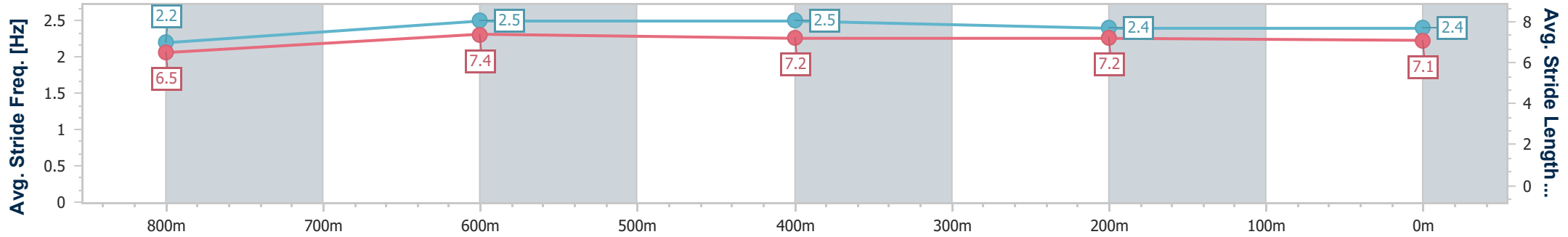
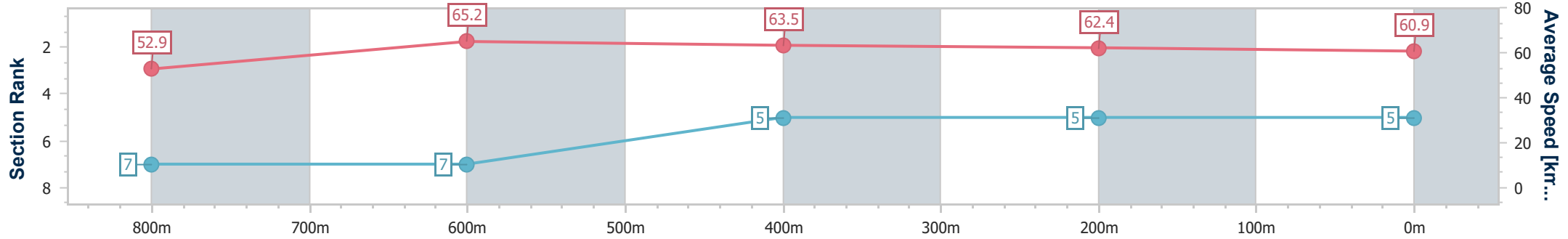
Toowoomba QLD Professional  
 Race 6: LIVING TURF QTIS Three-Year-Old BENCHMARK 60  
 Handicap - 1000m



10 February 2024 - 20:36

Track Rating: Good 3, Weather: Fine, Rail Position: +4m Entire

Section	Overall	800m	600m	400m	200m
Section Times	1:00.15 [5] (0:13.75)	0:46.40 [7] (0:11.20)	0:35.20 [7] (0:11.66)	0:23.54 [5] (0:11.74)	0:11.80 [5] (0:11.80)
Average Speed [km/h]	52.9	65.2	63.5	62.4	60.9
Top Speed [km/h]	65.6	66.4	65.8	62.8	62.8
Avg. Dist. to Rail [m]	3.7	3.9	5.4	4.1	3.3
Avg. Stride Freq. [Hz]	2.2	2.5	2.5	2.4	2.4
Avg. Stride Length [m]	6.5	7.4	7.2	7.2	7.1



- [ ] Ranking at each section and finish
- .-.- No data available at this section
- NA No data available



Horse/Jockey Name	Butt Heads
Final Rank	6
Fastest Section Time (Section)	0:11.31 (800m)
Top Speed [km/h] (Section)	67.1 (800m)
Race State	Finished



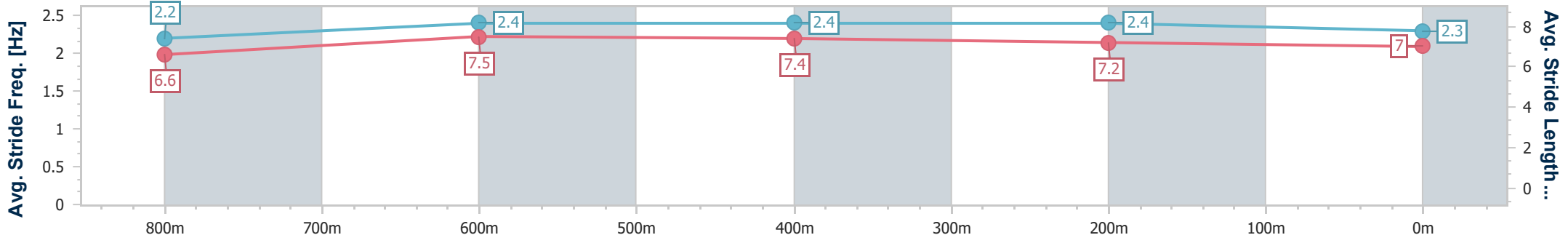
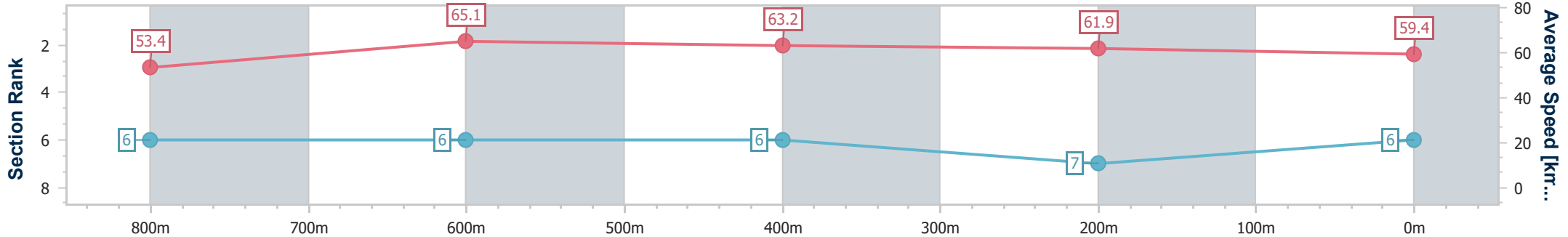
Toowoomba QLD Professional  
 Race 6: LIVING TURF QTIS Three-Year-Old BENCHMARK 60  
 Handicap - 1000m



10 February 2024 - 20:36

Track Rating: Good 3, Weather: Fine, Rail Position: +4m Entire

Section	Overall	800m	600m	400m	200m
Section Times	1:00.61 [6] (0:13.59)	0:47.02 [6] (0:11.31)	0:35.71 [6] (0:11.72)	0:23.99 [6] (0:11.87)	0:12.12 [7] (0:12.12)
Average Speed [km/h]	53.4	65.1	63.2	61.9	59.4
Top Speed [km/h]	66.2	67.1	65.3	63.1	61.2
Avg. Dist. to Rail [m]	6.1	5.8	5.7	5.4	6.8
Avg. Stride Freq. [Hz]	2.2	2.4	2.4	2.4	2.3
Avg. Stride Length [m]	6.6	7.5	7.4	7.2	7.0



- [ ] Ranking at each section and finish
- .-.- No data available at this section
- NA No data available



Horse/Jockey Name	Littlemisscancan
Final Rank	7
Fastest Section Time (Section)	0:11.19 (800m)
Top Speed [km/h] (Section)	67.0 (800m)
Race State	Finished



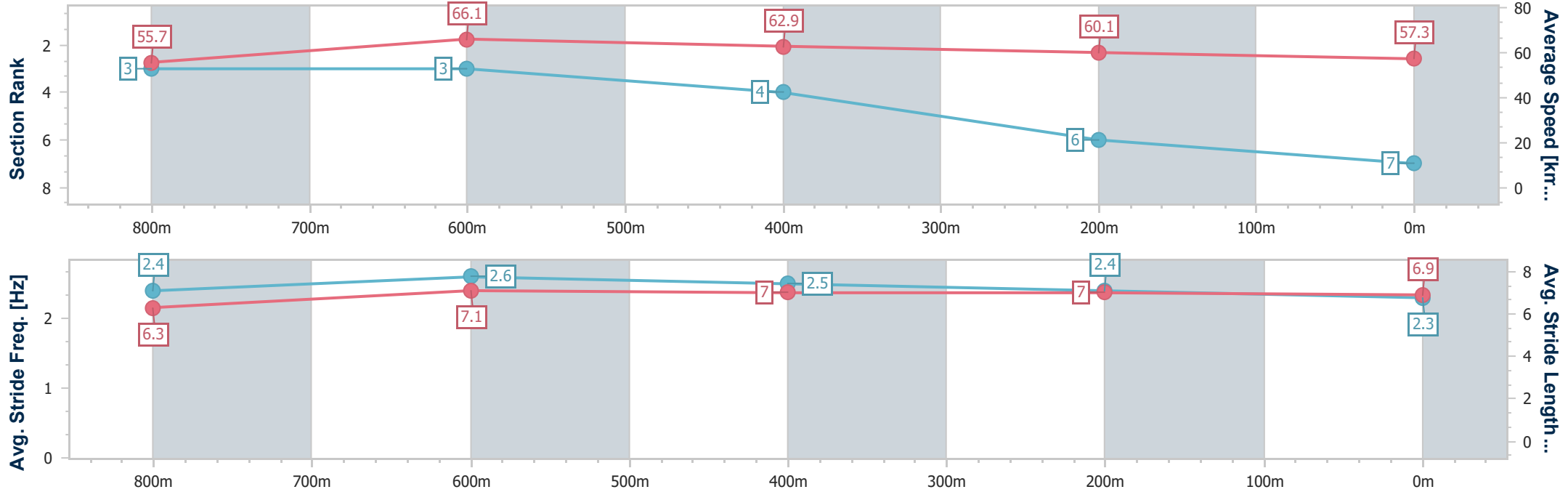
Toowoomba QLD Professional  
 Race 6: LIVING TURF QTIS Three-Year-Old BENCHMARK 60  
 Handicap - 1000m



10 February 2024 - 20:36

Track Rating: Good 3, Weather: Fine, Rail Position: +4m Entire

Section	Overall	800m	600m	400m	200m
Section Times	1:01.05 [7] (0:13.19)	0:47.86 [3] (0:11.19)	0:36.67 [3] (0:11.88)	0:24.79 [4] (0:12.21)	0:12.58 [6] (0:12.58)
Average Speed [km/h]	55.7	66.1	62.9	60.1	57.3
Top Speed [km/h]	66.4	67.0	65.2	61.5	58.7
Avg. Dist. to Rail [m]	7.4	8.1	7.1	5.4	5.4
Avg. Stride Freq. [Hz]	2.4	2.6	2.5	2.4	2.3
Avg. Stride Length [m]	6.3	7.1	7.0	7.0	6.9



- [ ] Ranking at each section and finish
- .-.- No data available at this section
- NA No data available