



Townsville QLD Professional

Race 1: LADBROKES YARD COMMENTS OPEN Handicap - 1200m

10 February 2024 - 13:54



Track Rating: Good 4, Weather: Fine, Rail Position: +3.5m 1000m/W.P True Rem

Section		Overall	1000m	800m	600m	400m	200m	Last 600m					
Field Times		1:09.87 (0:14.15)	0:55.72 (0:11.16)	0:44.56 (0:11.15)	0:33.41 (0:10.90)	0:22.51 (0:10.99)	0:11.52 (0:11.52)	0:33.41					
Rank	TAB Horse/Jockey	Barrier	Top Speed [km/h]	Fastest Section	Margin							Distance Travelled [m]	
1	5 FAMILY STAR Lacey Morrison	5	67.8 400m	0:10.84 400m	1:09.87 [1] (0:14.50)	0:55.37 [3] (0:11.03)	0:44.34 [3] (0:11.11)	0:33.23 [3] (0:10.88)	0:22.35 [3] (0:10.84)	0:11.51 [3] (0:11.51)	1:09.87	0:33.23	
2	2 HE'S XCEPTIONAL Adrian Layt	7	68.5 400m	0:10.70 400m	1:09.99 [2] (0:14.57)	0:55.42 [4] (0:11.22)	0:44.20 [5] (0:11.19)	0:33.01 [5] (0:10.83)	0:22.18 [5] (0:10.70)	0:11.48 [4] (0:11.48)	0.5L	0:33.01	+0
3	1 BOLD TYPE Justin Stanley	1	66.5 Overall	0:10.94 600m	1:10.30 [3] (0:14.15)	0:56.15 [1] (0:11.16)	0:44.99 [1] (0:11.15)	0:33.84 [1] (0:10.94)	0:22.90 [2] (0:10.96)	0:11.94 [2] (0:11.94)	2.3L	0:33.84	-5
4	6 FOCUS Nathan Thomas	6	68.4 600m	0:10.84 600m	1:10.31 [4] (0:14.15)	0:56.16 [2] (0:11.24)	0:44.92 [2] (0:11.13)	0:33.79 [2] (0:10.84)	0:22.95 [1] (0:10.99)	0:11.96 [1] (0:11.96)	2.4L	0:33.79	+0
5	7 LIGHTHORSE LAD Denicious Smith	3	69.2 1000m	0:10.92 1000m	1:11.86 [5] (0:14.73)	0:57.13 [5] (0:10.92)	0:46.21 [4] (0:11.14)	0:35.07 [4] (0:10.99)	0:24.08 [4] (0:11.36)	0:12.72 [5] (0:12.72)	11.4L	0:35.07	-4

Scratched: Battle Cry (#3), King Jester (#4)

[] Ranking at each section and finish
 -:-:-:- No data available at this section
 NA No data available

SCN Saddle cloth number
 DNF Did not finish
 DNT Did not track



Horse/Jockey Name	Family Star
Final Rank	1
Fastest Section Time (Section)	0:10.84 (400m)
Top Speed [km/h] (Section)	67.8 (400m)
Race State	Finished



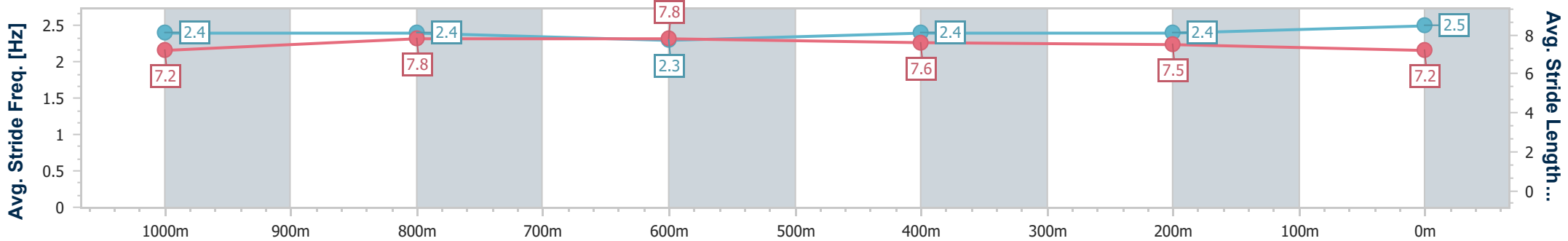
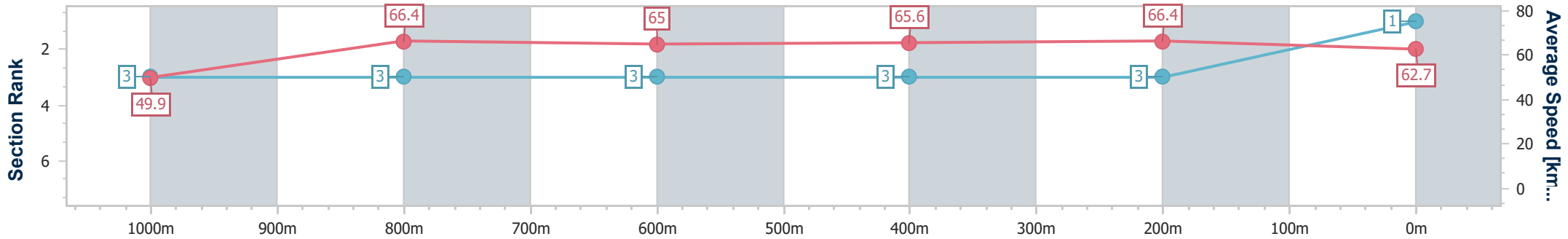
Townsville QLD Professional
Race 1: LADBROKES YARD COMMENTS OPEN Handicap - 1200m



10 February 2024 - 13:54

Track Rating: Good 4, Weather: Fine, Rail Position: +3.5m
1000m/W.P True Rem

Section	Overall	1000m	800m	600m	400m	200m								
Section Times	1:09.87 [1] (0:14.50)	0:55.37 [3] (0:11.03)	0:44.34 [3] (0:11.11)	0:33.23 [3] (0:10.88)	0:22.35 [3] (0:10.84)	0:11.51 [3] (0:11.51)								
Average Speed [km/h]	49.9	66.4	65.0	65.6	66.4	62.7								
Top Speed [km/h]	66.8	67.6	66.3	67.0	67.8	64.8								
Avg. Dist. to Rail [m]	7.3	3.4	1.0	1.2	0.6	1.7								
Avg. Stride Freq. [Hz]	2.4	2.4	2.3	2.4	2.4	2.5								
Avg. Stride Length [m]	7.2	7.8	7.8	7.6	7.5	7.2								



- [] Ranking at each section and finish
- .-.- No data available at this section
- NA No data available



Horse/Jockey Name	He's Xceptional
Final Rank	2
Fastest Section Time (Section)	0:10.70 (400m)
Top Speed [km/h] (Section)	68.5 (400m)
Race State	Finished



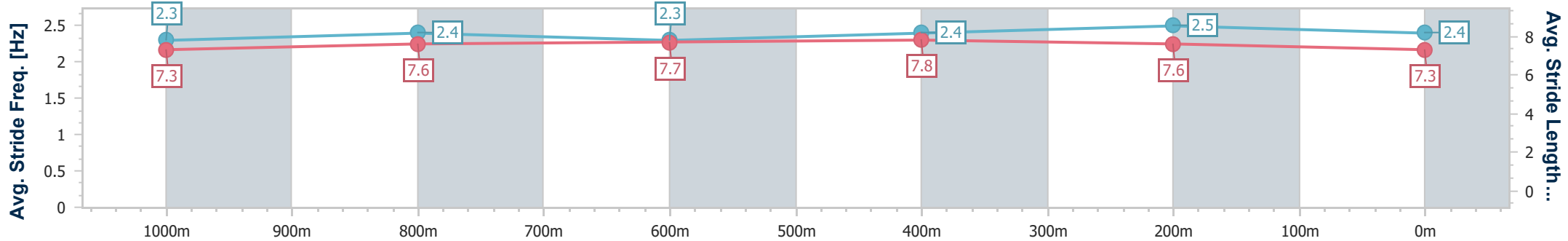
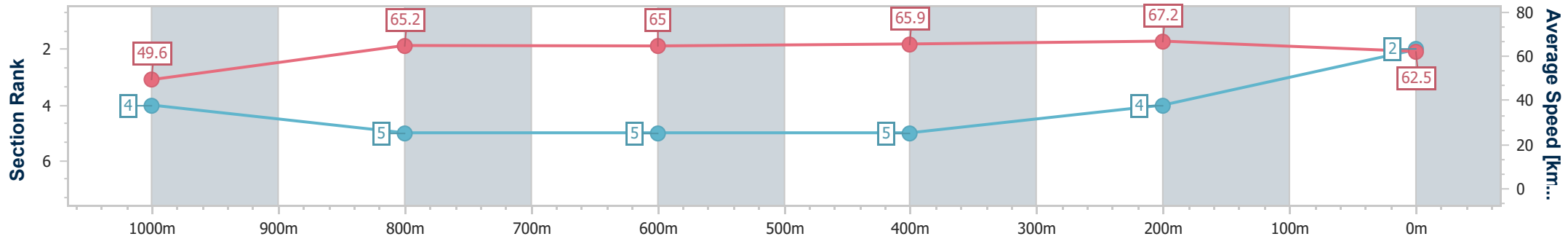
Townsville QLD Professional
Race 1: LADBROKES YARD COMMENTS OPEN Handicap - 1200m



10 February 2024 - 13:54

Track Rating: Good 4, Weather: Fine, Rail Position: +3.5m
1000m/W.P True Rem

Section	Overall	1000m	800m	600m	400m	200m								
Section Times	1:09.99 [2] (0:14.57)	0:55.42 [4] (0:11.22)	0:44.20 [5] (0:11.19)	0:33.01 [5] (0:10.83)	0:22.18 [5] (0:10.70)	0:11.48 [4] (0:11.48)								
Average Speed [km/h]	49.6	65.2	65.0	65.9	67.2	62.5								
Top Speed [km/h]	65.5	67.5	66.4	67.5	68.5	66.8								
Avg. Dist. to Rail [m]	7.6	4.0	1.1	1.2	1.5	4.2								
Avg. Stride Freq. [Hz]	2.3	2.4	2.3	2.4	2.5	2.4								
Avg. Stride Length [m]	7.3	7.6	7.7	7.8	7.6	7.3								



- [] Ranking at each section and finish
- .-.- No data available at this section
- NA No data available



Horse/Jockey Name	Bold Type
Final Rank	3
Fastest Section Time (Section)	0:10.94 (600m)
Top Speed [km/h] (Section)	66.5 (Overall)
Race State	Finished



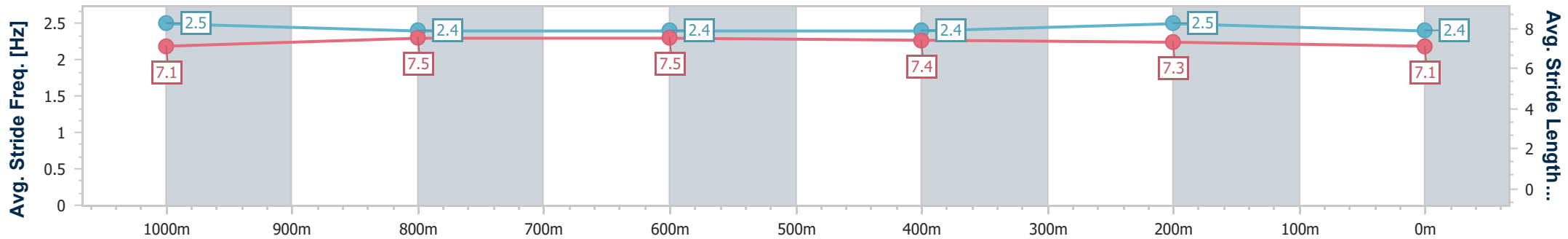
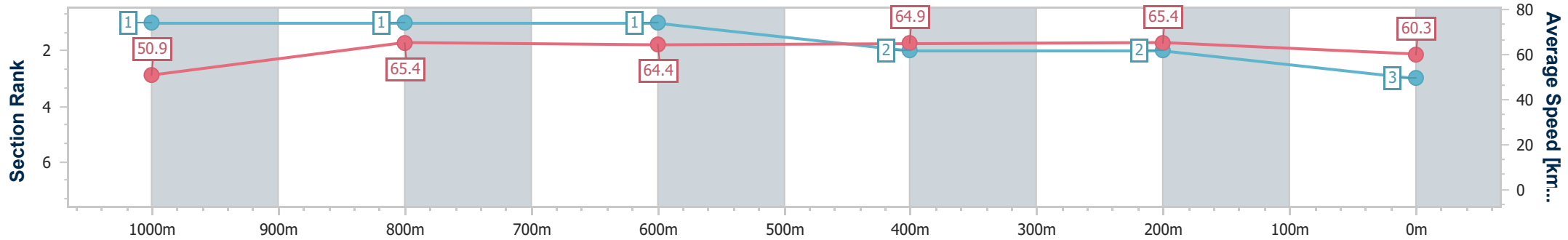
Townsville QLD Professional
Race 1: LADBROKES YARD COMMENTS OPEN Handicap - 1200m



10 February 2024 - 13:54

Track Rating: Good 4, Weather: Fine, Rail Position: +3.5m
1000m/W.P True Rem

Section	Overall	1000m	800m	600m	400m	200m
Section Times	1:10.30 [3] (0:14.15)	0:56.15 [1] (0:11.16)	0:44.99 [1] (0:11.15)	0:33.84 [1] (0:10.94)	0:22.90 [2] (0:10.96)	0:11.94 [2] (0:11.94)
Average Speed [km/h]	50.9	65.4	64.4	64.9	65.4	60.3
Top Speed [km/h]	66.5	66.3	65.3	65.7	65.9	63.6
Avg. Dist. to Rail [m]	5.1	2.6	1.0	2.6	3.9	1.5
Avg. Stride Freq. [Hz]	2.5	2.4	2.4	2.4	2.5	2.4
Avg. Stride Length [m]	7.1	7.5	7.5	7.4	7.3	7.1



- [] Ranking at each section and finish
- .-.- No data available at this section
- NA No data available



Horse/Jockey Name	Focus
Final Rank	4
Fastest Section Time (Section)	0:10.84 (600m)
Top Speed [km/h] (Section)	68.4 (600m)
Race State	Finished



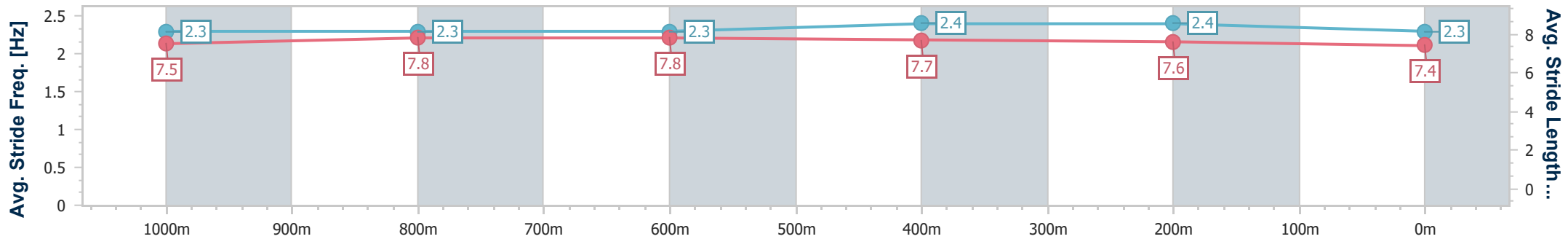
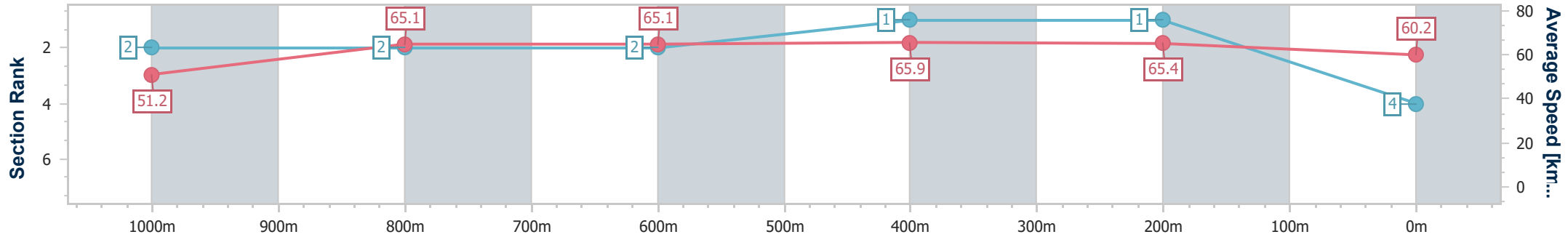
Townsville QLD Professional
Race 1: LADBROKES YARD COMMENTS OPEN Handicap - 1200m

10 February 2024 - 13:54

Track Rating: Good 4, Weather: Fine, Rail Position: +3.5m
1000m/W.P True Rem



Section	Overall	1000m	800m	600m	400m	200m
Section Times	1:10.31 [4] (0:14.15)	0:56.16 [2] (0:11.24)	0:44.92 [2] (0:11.13)	0:33.79 [2] (0:10.84)	0:22.95 [1] (0:10.99)	0:11.96 [1] (0:11.96)
Average Speed [km/h]	51.2	65.1	65.1	65.9	65.4	60.2
Top Speed [km/h]	66.5	66.6	66.0	68.4	66.9	63.3
Avg. Dist. to Rail [m]	7.7	4.0	1.1	1.1	0.6	1.7
Avg. Stride Freq. [Hz]	2.3	2.3	2.3	2.4	2.4	2.3
Avg. Stride Length [m]	7.5	7.8	7.8	7.7	7.6	7.4



- [] Ranking at each section and finish
- .-.- No data available at this section
- NA No data available



Horse/Jockey Name	Lighthouse Lad
Final Rank	5
Fastest Section Time (Section)	0:10.92 (1000m)
Top Speed [km/h] (Section)	69.2 (1000m)
Race State	Finished



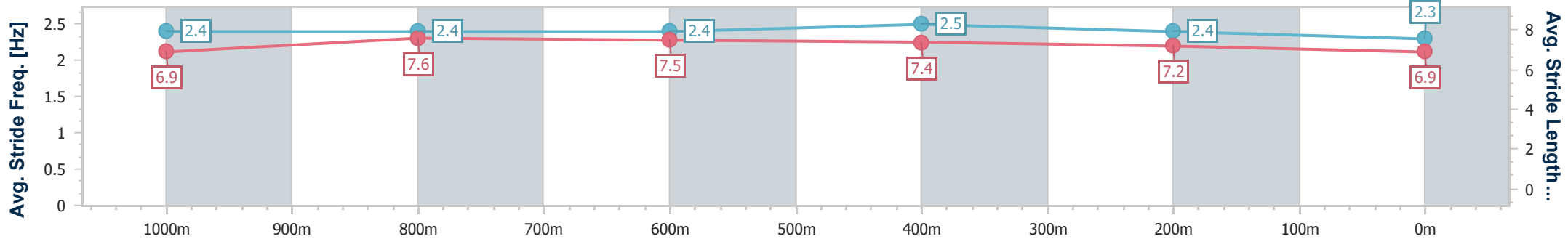
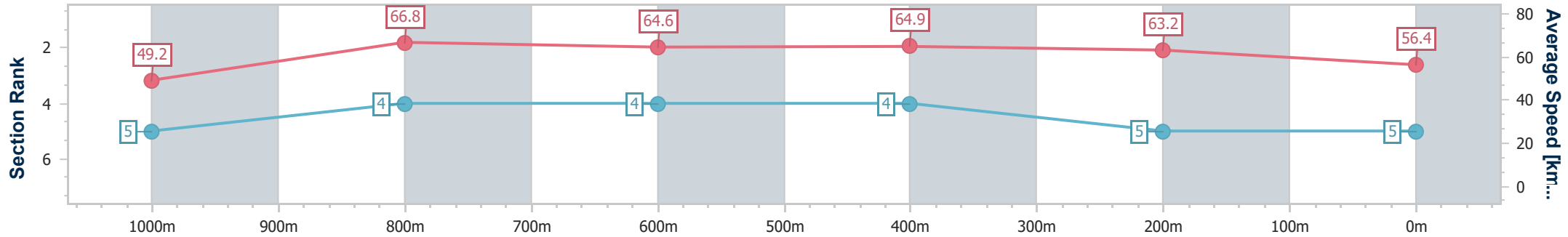
Townsville QLD Professional
Race 1: LADBROKES YARD COMMENTS OPEN Handicap - 1200m



10 February 2024 - 13:54

Track Rating: Good 4, Weather: Fine, Rail Position: +3.5m
1000m/W.P True Rem

Section	Overall	1000m	800m	600m	400m	200m								
Section Times	1:11.86 [5] (0:14.73)	0:57.13 [5] (0:10.92)	0:46.21 [4] (0:11.14)	0:35.07 [4] (0:10.99)	0:24.08 [4] (0:11.36)	0:12.72 [5] (0:12.72)								
Average Speed [km/h]	49.2	66.8	64.6	64.9	63.2	56.4								
Top Speed [km/h]	68.6	69.2	65.5	66.1	65.8	61.4								
Avg. Dist. to Rail [m]	6.4	2.8	0.7	2.1	1.7	0.5								
Avg. Stride Freq. [Hz]	2.4	2.4	2.4	2.5	2.4	2.3								
Avg. Stride Length [m]	6.9	7.6	7.5	7.4	7.2	6.9								



- [] Ranking at each section and finish
- .-.- No data available at this section
- NA No data available