



**Townsville QLD Professional**  
**Race 2: MAGIC MILLIONS MARCH CATALOGUE OUT NOW QTIS Two-  
 Year-Old Maiden Handicap - 1000m**  
 10 February 2024 - 14:28



Track Rating: Good 4, Weather: Fine, Rail Position: +3.5m 1000m/W.P True Rem

Section		Overall	800m	600m	400m	200m	Last 600m					
Field Times		0:57.09 (0:13.29)	0:43.80 (0:10.33)	0:33.47 (0:10.72)	0:22.75 (0:11.14)	0:11.61 (0:11.61)	0:33.47					
Rank	TAB Horse/Jockey	Barrier	Top Speed [km/h]	Fastest Section	Margin					Distance Travelled [m]		
1	1 <b>THAT'S IT</b> Lacey Morrison	3	71.6 800m	0:10.38 800m	0:57.09 [1] (0:13.60)	0:43.49 [4] (0:10.38)	0:33.11 [3] (0:10.64)	0:22.47 [3] (0:10.90)	0:11.57 [2] (0:11.57)	0:57.09	0:33.11	
2	7 <b>MAGIC INTENT</b> Tessa Townsend	1	70.1 Overall	0:10.33 800m	0:57.30 [2] (0:13.29)	0:44.01 [1] (0:10.33)	0:33.68 [1] (0:10.72)	0:22.96 [1] (0:11.14)	0:11.82 [1] (0:11.82)	1.3L	0:33.68	+0
3	4 <b>COSMIC ATOM</b> Nathan Thomas	2	69.8 800m	0:10.42 800m	0:58.19 [3] (0:13.33)	0:44.86 [2] (0:10.42)	0:34.44 [2] (0:10.72)	0:23.72 [2] (0:11.57)	0:12.15 [3] (0:12.15)	6.3L	0:34.44	+4
4	6 <b>DIAMOND CODE</b> Isabella Teh	9	71.4 Overall	0:10.53 800m	0:58.47 [4] (0:13.59)	0:44.88 [3] (0:10.53)	0:34.35 [4] (0:10.84)	0:23.51 [4] (0:11.34)	0:12.17 [4] (0:12.17)	7.8L	0:34.35	+2
5	9 <b>WICKEDLY ELEGANT</b> Amanda Thomson	6	70.6 800m	0:10.42 800m	0:58.87 [5] (0:13.96)	0:44.91 [6] (0:10.42)	0:34.49 [5] (0:10.79)	0:23.70 [5] (0:11.47)	0:12.23 [5] (0:12.23)	10.1L	0:34.49	+0
6	8 <b>OUR SECRET AFFAIR</b> Scott Sheargold	8	70.3 800m	0:10.45 800m	0:59.71 [6] (0:14.03)	0:45.68 [7] (0:10.45)	0:35.23 [7] (0:10.83)	0:24.40 [6] (0:11.60)	0:12.80 [6] (0:12.80)	14.9L	0:35.23	+2
7	10 <b>GOOD 'N' DEVINE</b> Jenna Edwards	7	70.0 800m	0:10.52 800m	1:00.19 [7] (0:13.92)	0:46.27 [5] (0:10.52)	0:35.75 [6] (0:11.06)	0:24.69 [7] (0:12.06)	0:12.63 [7] (0:12.63)	17.7L	0:35.75	-1

Scratched: Forgetaboutit (#2), Mr Grumbler (#3), Dalt Jaz (#5)

[ ] Ranking at each section and finish  
 -:-:- No data available at this section  
 NA No data available

SCN Saddle cloth number  
 DNF Did not finish  
 DNT Did not track



Horse/Jockey Name	That's It
Final Rank	1
Fastest Section Time (Section)	0:10.38 (800m)
Top Speed [km/h] (Section)	71.6 (800m)
Race State	Finished

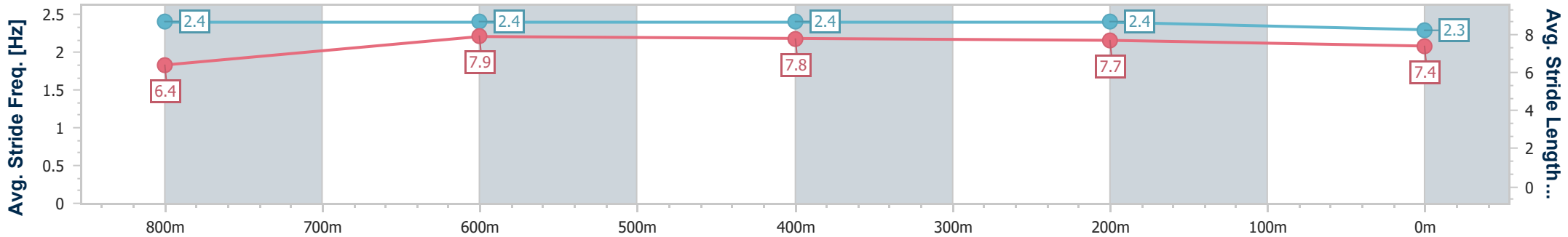
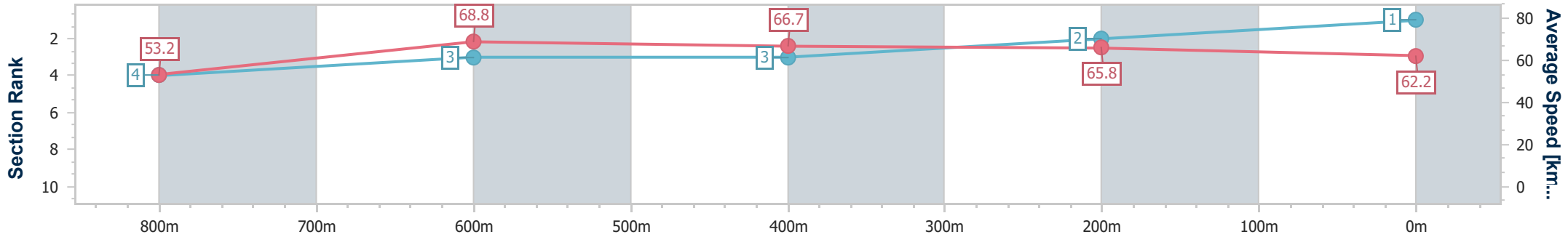


Townsville QLD Professional  
 Race 2: MAGIC MILLIONS MARCH CATALOGUE OUT NOW  
 QTIS Two-Year-Old Maiden Handicap - 1000m



10 February 2024 - 14:28  
 Track Rating: Good 4, Weather: Fine, Rail Position: +3.5m  
 1000m/W.P True Rem

Section	Overall	800m	600m	400m	200m
Section Times	0:57.09 [1] (0:13.60)	0:43.49 [4] (0:10.38)	0:33.11 [3] (0:10.64)	0:22.47 [3] (0:10.90)	0:11.57 [2] (0:11.57)
Average Speed [km/h]	53.2	68.8	66.7	65.8	62.2
Top Speed [km/h]	71.6	71.6	68.8	66.3	66.2
Avg. Dist. to Rail [m]	2.2	1.5	2.8	1.2	0.7
Avg. Stride Freq. [Hz]	2.4	2.4	2.4	2.4	2.3
Avg. Stride Length [m]	6.4	7.9	7.8	7.7	7.4



- [ ] Ranking at each section and finish
- .-.- No data available at this section
- NA No data available



Horse/Jockey Name	Magic Intent
Final Rank	2
Fastest Section Time (Section)	0:10.33 (800m)
Top Speed [km/h] (Section)	70.1 (Overall)
Race State	Finished



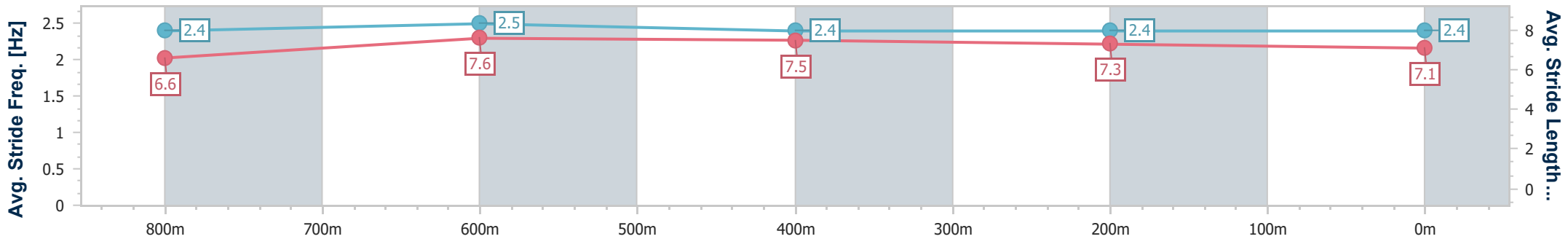
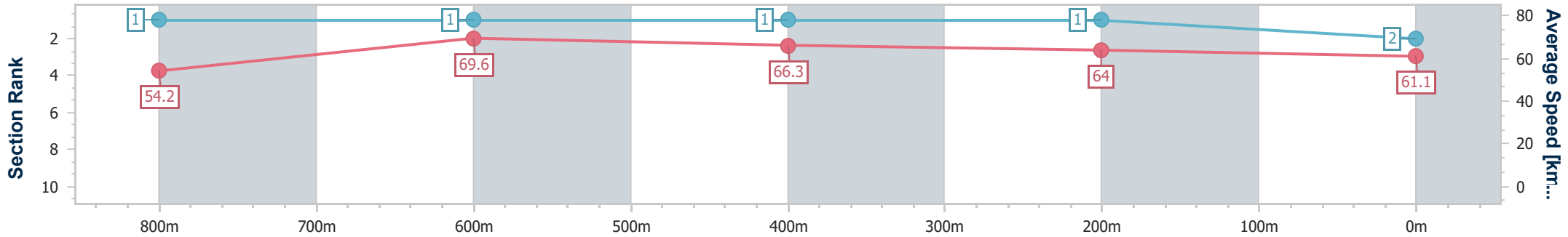
Townsville QLD Professional  
 Race 2: MAGIC MILLIONS MARCH CATALOGUE OUT NOW  
 QTIS Two-Year-Old Maiden Handicap - 1000m



10 February 2024 - 14:28

Track Rating: Good 4, Weather: Fine, Rail Position: +3.5m  
 1000m/W.P True Rem

Section	Overall	800m	600m	400m	200m
Section Times	0:57.30 [2] (0:13.29)	0:44.01 [1] (0:10.33)	0:33.68 [1] (0:10.72)	0:22.96 [1] (0:11.14)	0:11.82 [1] (0:11.82)
Average Speed [km/h]	54.2	69.6	66.3	64.0	61.1
Top Speed [km/h]	70.1	70.0	68.2	65.5	63.5
Avg. Dist. to Rail [m]	0.8	1.4	2.8	2.1	0.9
Avg. Stride Freq. [Hz]	2.4	2.5	2.4	2.4	2.4
Avg. Stride Length [m]	6.6	7.6	7.5	7.3	7.1



- [ ] Ranking at each section and finish
- .-.- No data available at this section
- NA No data available



Horse/Jockey Name	Cosmic Atom
Final Rank	3
Fastest Section Time (Section)	0:10.42 (800m)
Top Speed [km/h] (Section)	69.8 (800m)
Race State	Finished

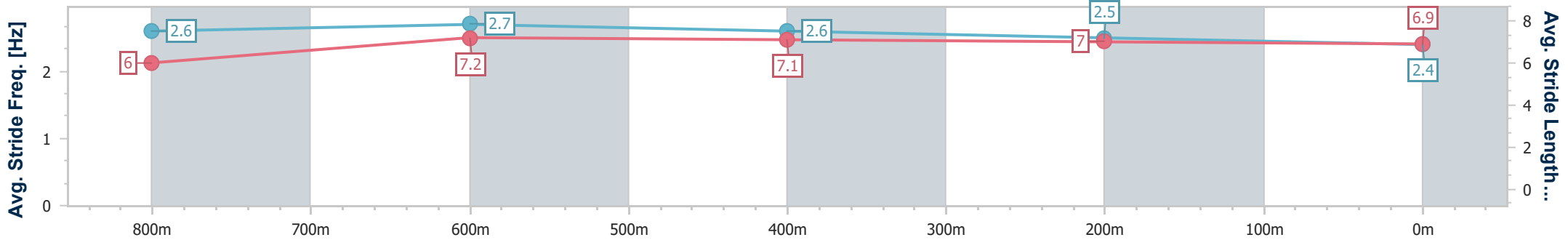
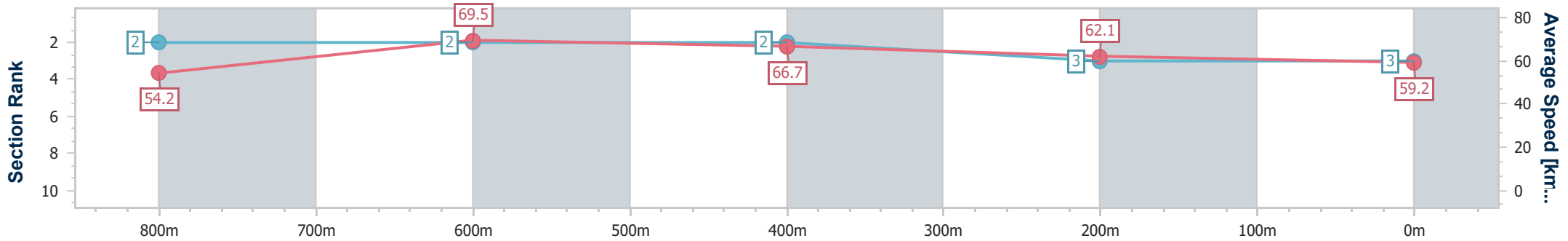


Townsville QLD Professional  
 Race 2: MAGIC MILLIONS MARCH CATALOGUE OUT NOW  
 QTIS Two-Year-Old Maiden Handicap - 1000m



10 February 2024 - 14:28  
 Track Rating: Good 4, Weather: Fine, Rail Position: +3.5m  
 1000m/W.P True Rem

Section	Overall	800m	600m	400m	200m
Section Times	0:58.19 [3] (0:13.33)	0:44.86 [2] (0:10.42)	0:34.44 [2] (0:10.72)	0:23.72 [2] (0:11.57)	0:12.15 [3] (0:12.15)
Average Speed [km/h]	54.2	69.5	66.7	62.1	59.2
Top Speed [km/h]	69.6	69.8	68.5	63.4	61.4
Avg. Dist. to Rail [m]	1.7	1.1	1.2	1.0	3.1
Avg. Stride Freq. [Hz]	2.6	2.7	2.6	2.5	2.4
Avg. Stride Length [m]	6.0	7.2	7.1	7.0	6.9



- [ ] Ranking at each section and finish
- .-.- No data available at this section
- NA No data available



Horse/Jockey Name	Diamond Code
Final Rank	4
Fastest Section Time (Section)	0:10.53 (800m)
Top Speed [km/h] (Section)	71.4 (Overall)
Race State	Finished

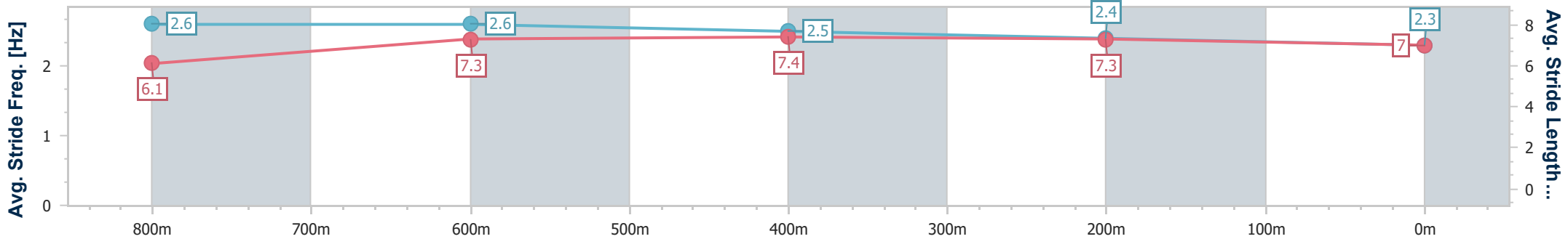
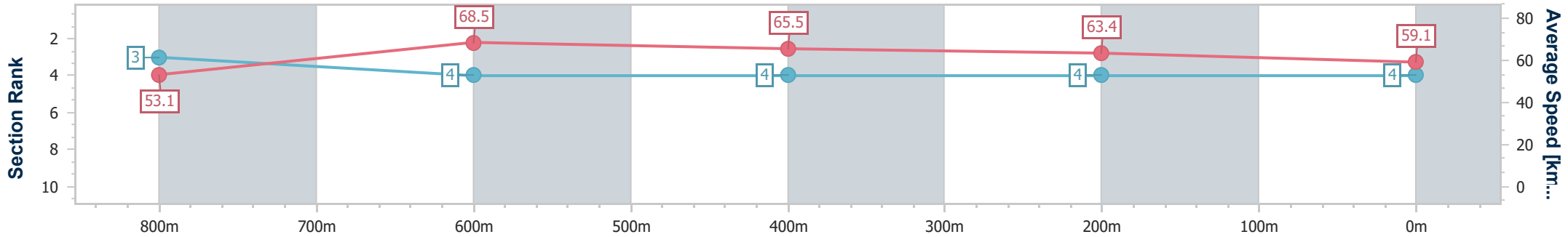


Townsville QLD Professional  
 Race 2: MAGIC MILLIONS MARCH CATALOGUE OUT NOW  
 QTIS Two-Year-Old Maiden Handicap - 1000m



10 February 2024 - 14:28  
 Track Rating: Good 4, Weather: Fine, Rail Position: +3.5m  
 1000m/W.P True Rem

Section	Overall	800m	600m	400m	200m
Section Times	0:58.47 [4] (0:13.59)	0:44.88 [3] (0:10.53)	0:34.35 [4] (0:10.84)	0:23.51 [4] (0:11.34)	0:12.17 [4] (0:12.17)
Average Speed [km/h]	53.1	68.5	65.5	63.4	59.1
Top Speed [km/h]	71.4	70.6	68.3	64.6	61.9
Avg. Dist. to Rail [m]	6.1	2.1	2.4	2.1	3.3
Avg. Stride Freq. [Hz]	2.6	2.6	2.5	2.4	2.3
Avg. Stride Length [m]	6.1	7.3	7.4	7.3	7.0



- [ ] Ranking at each section and finish
- .-.- No data available at this section
- NA No data available



Horse/Jockey Name	Wickedly Elegant
Final Rank	5
Fastest Section Time (Section)	0:10.42 (800m)
Top Speed [km/h] (Section)	70.6 (800m)
Race State	Finished



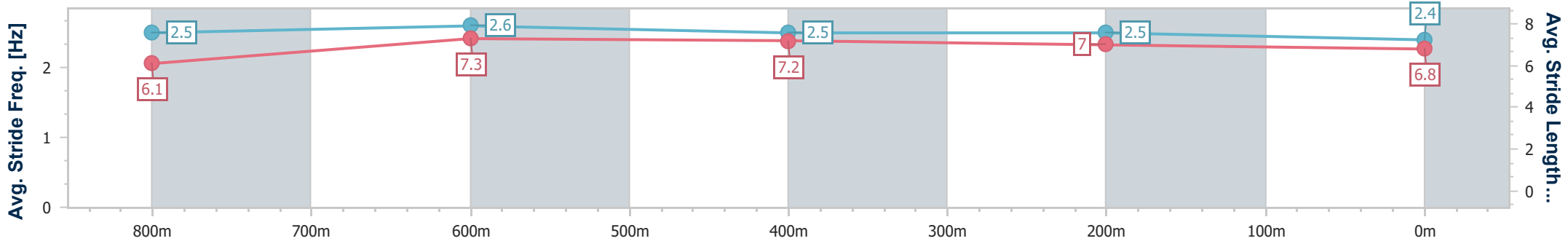
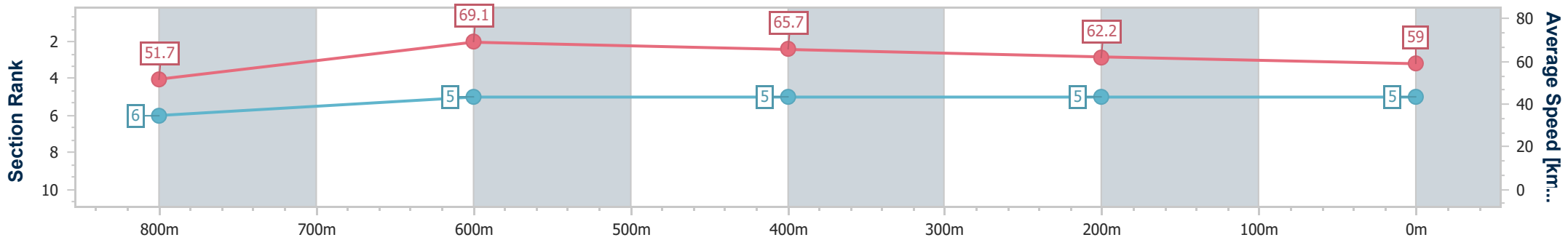
Townsville QLD Professional  
 Race 2: MAGIC MILLIONS MARCH CATALOGUE OUT NOW  
 QTIS Two-Year-Old Maiden Handicap - 1000m



10 February 2024 - 14:28

Track Rating: Good 4, Weather: Fine, Rail Position: +3.5m  
 1000m/W.P True Rem

Section	Overall	800m	600m	400m	200m
Section Times	0:58.87 [5] (0:13.96)	0:44.91 [6] (0:10.42)	0:34.49 [5] (0:10.79)	0:23.70 [5] (0:11.47)	0:12.23 [5] (0:12.23)
Average Speed [km/h]	51.7	69.1	65.7	62.2	59.0
Top Speed [km/h]	70.1	70.6	68.1	63.4	61.6
Avg. Dist. to Rail [m]	2.9	1.1	3.2	2.4	1.6
Avg. Stride Freq. [Hz]	2.5	2.6	2.5	2.5	2.4
Avg. Stride Length [m]	6.1	7.3	7.2	7.0	6.8



- [ ] Ranking at each section and finish
- .-.- No data available at this section
- NA No data available



Horse/Jockey Name	Our Secret Affair
Final Rank	6
Fastest Section Time (Section)	0:10.45 (800m)
Top Speed [km/h] (Section)	70.3 (800m)
Race State	Finished

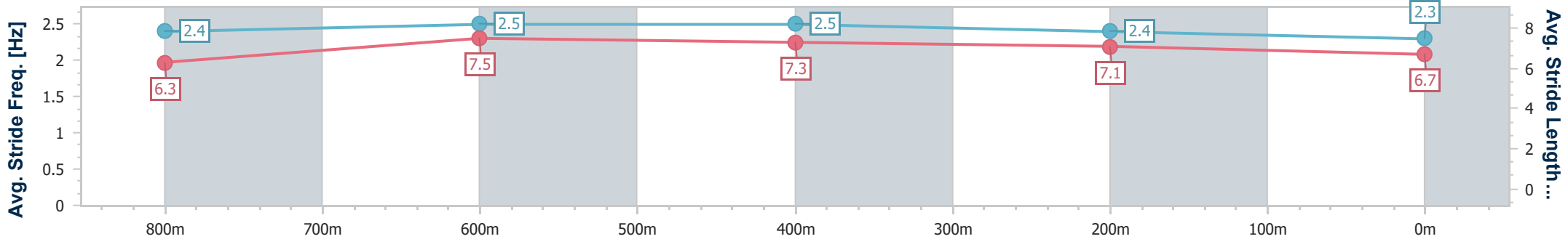
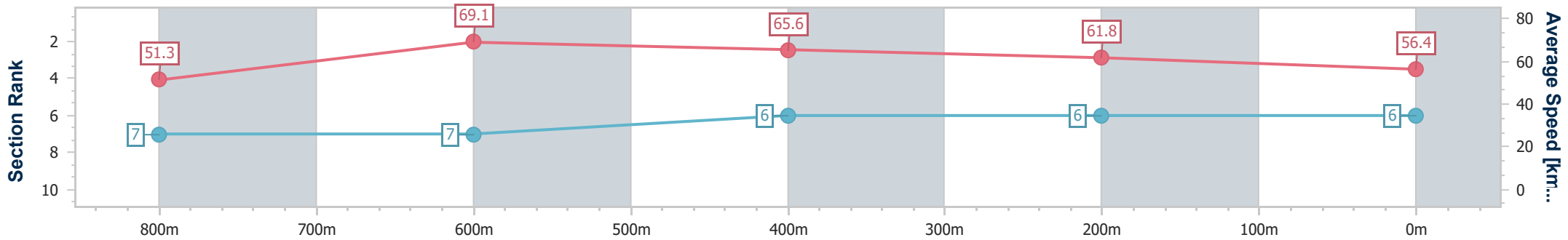


Townsville QLD Professional  
 Race 2: MAGIC MILLIONS MARCH CATALOGUE OUT NOW  
 QTIS Two-Year-Old Maiden Handicap - 1000m



10 February 2024 - 14:28  
 Track Rating: Good 4, Weather: Fine, Rail Position: +3.5m  
 1000m/W.P True Rem

Section	Overall	800m	600m	400m	200m
Section Times	0:59.71 [6] (0:14.03)	0:45.68 [7] (0:10.45)	0:35.23 [7] (0:10.83)	0:24.40 [6] (0:11.60)	0:12.80 [6] (0:12.80)
Average Speed [km/h]	51.3	69.1	65.6	61.8	56.4
Top Speed [km/h]	69.6	70.3	67.9	64.8	60.6
Avg. Dist. to Rail [m]	3.5	1.7	2.2	1.2	0.6
Avg. Stride Freq. [Hz]	2.4	2.5	2.5	2.4	2.3
Avg. Stride Length [m]	6.3	7.5	7.3	7.1	6.7



- [ ] Ranking at each section and finish
- .-.- No data available at this section
- NA No data available



Horse/Jockey Name	Good 'N' Devine
Final Rank	7
Fastest Section Time (Section)	0:10.52 (800m)
Top Speed [km/h] (Section)	70.0 (800m)
Race State	Finished

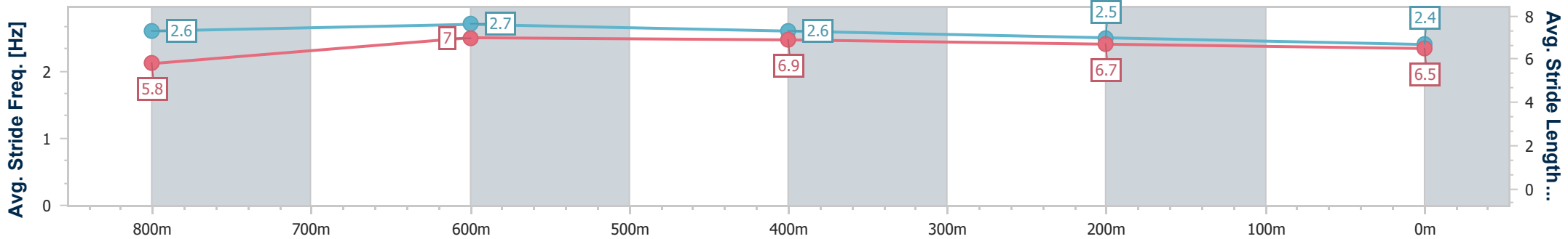
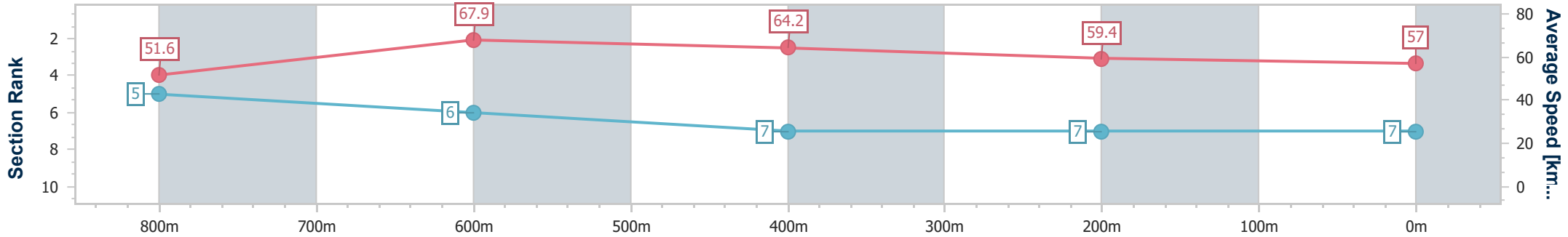


Townsville QLD Professional  
 Race 2: MAGIC MILLIONS MARCH CATALOGUE OUT NOW  
 QTIS Two-Year-Old Maiden Handicap - 1000m



10 February 2024 - 14:28  
 Track Rating: Good 4, Weather: Fine, Rail Position: +3.5m  
 1000m/W.P True Rem

Section	Overall	800m	600m	400m	200m
Section Times	1:00.19 [7] (0:13.92)	0:46.27 [5] (0:10.52)	0:35.75 [6] (0:11.06)	0:24.69 [7] (0:12.06)	0:12.63 [7] (0:12.63)
Average Speed [km/h]	51.6	67.9	64.2	59.4	57.0
Top Speed [km/h]	69.9	70.0	65.6	61.5	60.0
Avg. Dist. to Rail [m]	3.3	2.2	3.2	1.5	1.0
Avg. Stride Freq. [Hz]	2.6	2.7	2.6	2.5	2.4
Avg. Stride Length [m]	5.8	7.0	6.9	6.7	6.5



- [ ] Ranking at each section and finish
- .-.- No data available at this section
- NA No data available