



Townsville QLD Professional

Race 4: LADBROKES RACING CLUB BENCHMARK 70 Handicap - 1609m

10 February 2024 - 15:39



Track Rating: Good 4, Weather: Fine, Rail Position: +3.5m 1000m/W.P True Rem

| Section | | Overall | 1400m | 1200m | 1000m | 800m | 600m | 400m | Last 600m | | | | |
|-------------|--------------------------------------|----------------------|----------------------|----------------------|--------------------------|--------------------------|--------------------------|--------------------------|--------------------------|--------------------------|--------------------------|---------|------------------------|
| Field Times | | 1:37.31 (0:15.07) | 1:22.24 (0:11.86) | 1:10.38 (0:11.71) | 0:58.67 (0:12.12) | 0:46.55 (0:11.47) | 0:35.08 (0:11.38) | 0:23.70 (0:11.57) | 0:35.08 | | | | |
| Rank | TAB Horse/Jockey | Barrier | Top Speed [km/h] | Fastest Section | | | | | | | | | Distance Travelled [m] |
| 1 | 4 INVINCIBLE BAY Adrian Layt | 4 | 65.3 800m | 0:11.26 400m | 1:37.31 [1] (0:15.35) | 1:21.96 [3] (0:11.89) | 1:10.07 [5] (0:11.79) | 0:58.28 [5] (0:12.24) | 0:46.04 [5] (0:11.45) | 0:34.59 [5] (0:11.27) | 0:23.32 [5] (0:11.26) | 0:34.59 | |
| 2 | 7 CONQUERING JUDAS Lacey Morrison | 1 | 64.3 400m | 0:11.41 600m | 1:37.32 [2] (0:15.35) | 1:21.97 [4] (0:11.83) | 1:10.14 [4] (0:11.79) | 0:58.35 [4] (0:12.05) | 0:46.30 [3] (0:11.45) | 0:34.85 [3] (0:11.41) | 0:23.44 [3] (0:11.50) | 0:34.85 | -6 |
| 2 | 8 PLUCKERCARN Isabella Teh | 9 | 64.9 600m | 0:11.19 600m | 1:37.32 [2] (0:15.68) | 1:21.64 [8] (0:11.99) | 1:09.65 [8] (0:11.80) | 0:57.85 [8] (0:12.18) | 0:45.67 [8] (0:11.51) | 0:34.16 [8] (0:11.19) | 0:22.97 [8] (0:11.21) | 0:34.16 | +0 |
| 4 | 5 HOLLYWOOD PARK Scott Sheargold | 7 | 64.2 800m | 0:11.31 600m | 1:37.38 [4] (0:15.20) | 1:22.18 [2] (0:11.86) | 1:10.32 [3] (0:11.88) | 0:58.44 [3] (0:12.19) | 0:46.25 [4] (0:11.52) | 0:34.73 [4] (0:11.31) | 0:23.42 [4] (0:11.39) | 0:34.73 | -4 |
| 5 | 2 MEDAL Graham Kliese | 8 | 64.2 1400m | 0:11.33 600m | 1:37.42 [5] (0:15.37) | 1:22.05 [5] (0:11.56) | 1:10.49 [1] (0:11.71) | 0:58.78 [1] (0:12.19) | 0:46.59 [2] (0:11.49) | 0:35.10 [2] (0:11.33) | 0:23.77 [2] (0:11.53) | 0:35.10 | -1 |
| 6 | 9 SIZZLING SUN Tessa Townsend | 5 | 63.8 800m | 0:11.38 600m | 1:37.76 [6] (0:15.07) | 1:22.69 [1] (0:11.87) | 1:10.82 [2] (0:11.74) | 0:59.08 [2] (0:12.08) | 0:47.00 [1] (0:11.47) | 0:35.53 [1] (0:11.38) | 0:24.15 [1] (0:11.58) | 0:35.53 | -7 |
| 7 | 3 NEBARAZ Justin Stanley | 3 | 65.0 600m | 0:11.22 600m | 1:37.80 [7] (0:15.51) | 1:22.29 [7] (0:11.99) | 1:10.30 [7] (0:11.72) | 0:58.58 [6] (0:12.13) | 0:46.45 [6] (0:11.52) | 0:34.93 [6] (0:11.22) | 0:23.71 [6] (0:11.43) | 0:34.93 | -4 |
| 8 | 1 SOUTHERN SWING Nathan Thomas | 6 | 64.1 600m | 0:11.20 600m | 1:38.59 [8] (0:15.48) | 1:23.11 [6] (0:12.02) | 1:11.09 [6] (0:11.88) | 0:59.21 [7] (0:12.19) | 0:47.02 [7] (0:11.47) | 0:35.55 [7] (0:11.20) | 0:24.35 [7] (0:11.60) | 0:35.55 | -5 |

Scratched: Lady Rain (#6)

[] Ranking at each section and finish
 -:-:- No data available at this section
 NA No data available

SCN Saddle cloth number
 DNF Did not finish
 DNT Did not track



Townsville QLD Professional

Race 4: LADBROKES RACING CLUB BENCHMARK 70 Handicap - 1609m

10 February 2024 - 15:39



Track Rating: Good 4, Weather: Fine, Rail Position: +3.5m 1000m/W.P True Rem

| Section | | | | | | | 200m | | | Last 600m | |
|-------------|-----|---|---------|------------------|-----------------|--------------------------|---------|--|--|------------------------|----|
| Field Times | | | | | | | 0:12.13 | | | 0:35.08 | |
| | | | | | | | | | | | |
| Rank | TAB | Horse/Jockey | Barrier | Top Speed [km/h] | Fastest Section | Margin | | | | Distance Travelled [m] | |
| 1 | 4 | INVINCIBLE BAY Adrian Layt | 4 | 65.3 800m | 0:11.26 400m | 0:12.06 [3] (0:12.06) | 1:37.31 | | | 0:34.59 | |
| 2 | 7 | CONQUERING JUDAS Lacey Morrison | 1 | 64.3 400m | 0:11.41 600m | 0:11.94 [5] (0:11.94) | 0.1L | | | 0:34.85 | -6 |
| 2 | 8 | PLUCKERCARN Isabella Teh | 9 | 64.9 600m | 0:11.19 600m | 0:11.76 [7] (0:11.76) | 0.1L | | | 0:34.16 | +0 |
| 4 | 5 | HOLLYWOOD PARK Scott Sheargold | 7 | 64.2 800m | 0:11.31 600m | 0:12.03 [4] (0:12.03) | 0.4L | | | 0:34.73 | -4 |
| 5 | 2 | MEDAL Graham Kliese | 8 | 64.2 1400m | 0:11.33 600m | 0:12.24 [1] (0:12.24) | 0.6L | | | 0:35.10 | -1 |
| 6 | 9 | SIZZLING SUN Tessa Townsend | 5 | 63.8 800m | 0:11.38 600m | 0:12.57 [2] (0:12.57) | 2.6L | | | 0:35.53 | -7 |
| 7 | 3 | NEBARAZ Justin Stanley | 3 | 65.0 600m | 0:11.22 600m | 0:12.28 [6] (0:12.28) | 2.8L | | | 0:34.93 | -4 |
| 8 | 1 | SOUTHERN SWING Nathan Thomas | 6 | 64.1 600m | 0:11.20 600m | 0:12.75 [8] (0:12.75) | 7.3L | | | 0:35.55 | -5 |

Scratched: Lady Rain (#6)

[] Ranking at each section and finish
 -:-:- No data available at this section
 NA No data available

SCN Saddle cloth number
 DNF Did not finish
 DNT Did not track



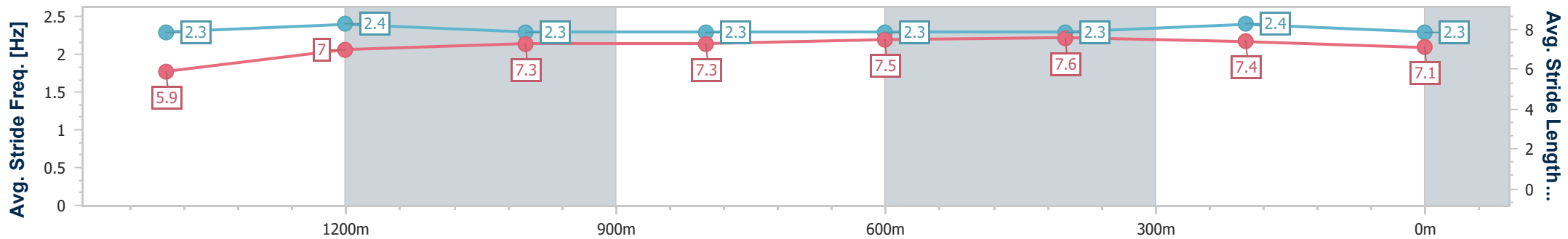
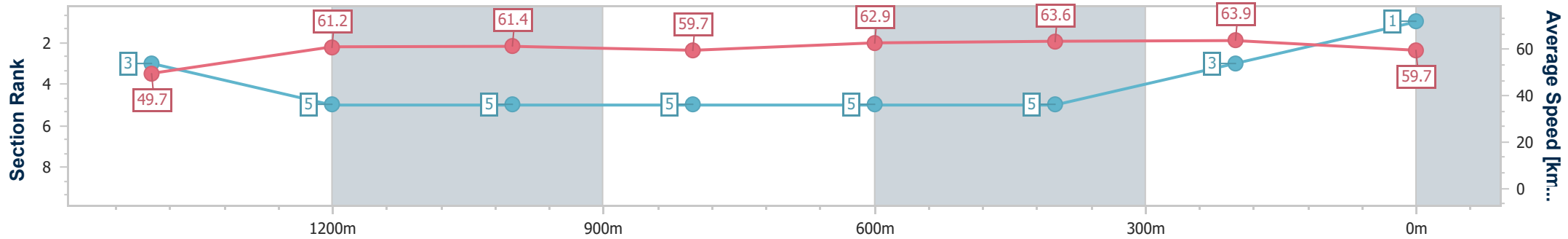
| | |
|--------------------------------|----------------|
| Horse/Jockey Name | Invincible Bay |
| Final Rank | 1 |
| Fastest Section Time (Section) | 0:11.26 (400m) |
| Top Speed [km/h] (Section) | 65.3 (800m) |
| Race State | Finished |



Townsville QLD Professional
 Race 4: LADBROKES RACING CLUB BENCHMARK 70
 Handicap - 1609m
 10 February 2024 - 15:39
 Track Rating: Good 4, Weather: Fine, Rail Position: +3.5m
 1000m/W.P True Rem



| Section | Overall | 1400m | 1200m | 1000m | 800m | 600m | 400m | 200m | | | | | | |
|------------------------|--------------------------|--------------------------|--------------------------|--------------------------|--------------------------|--------------------------|--------------------------|--------------------------|--|--|--|--|--|--|
| Section Times | 1:37.31 [1] (0:15.35) | 1:21.96 [3] (0:11.89) | 1:10.07 [5] (0:11.79) | 0:58.28 [5] (0:12.24) | 0:46.04 [5] (0:11.45) | 0:34.59 [5] (0:11.27) | 0:23.32 [5] (0:11.26) | 0:12.06 [3] (0:12.06) | | | | | | |
| Average Speed [km/h] | 49.7 | 61.2 | 61.4 | 59.7 | 62.9 | 63.6 | 63.9 | 59.7 | | | | | | |
| Top Speed [km/h] | 62.0 | 62.0 | 62.2 | 60.7 | 65.3 | 64.8 | 64.8 | 62.5 | | | | | | |
| Avg. Dist. to Rail [m] | 7.0 | 3.5 | 4.0 | 4.0 | 1.2 | 1.8 | 1.5 | 4.4 | | | | | | |
| Avg. Stride Freq. [Hz] | 2.3 | 2.4 | 2.3 | 2.3 | 2.3 | 2.3 | 2.4 | 2.3 | | | | | | |
| Avg. Stride Length [m] | 5.9 | 7.0 | 7.3 | 7.3 | 7.5 | 7.6 | 7.4 | 7.1 | | | | | | |



- [] Ranking at each section and finish
- .-.- No data available at this section
- NA No data available



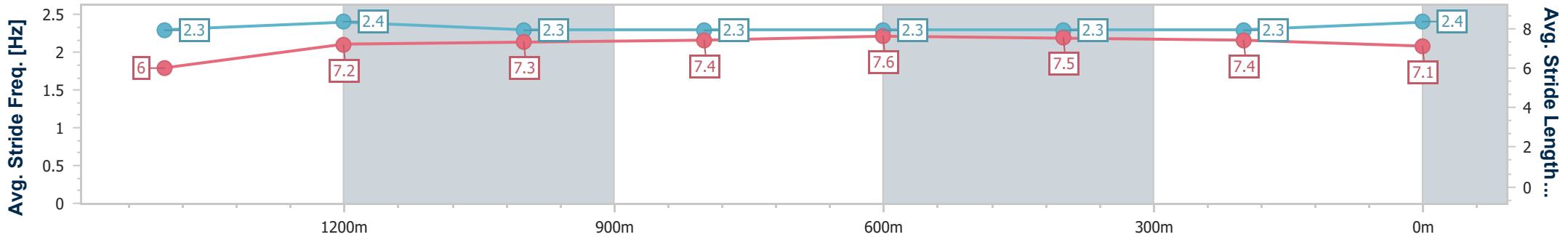
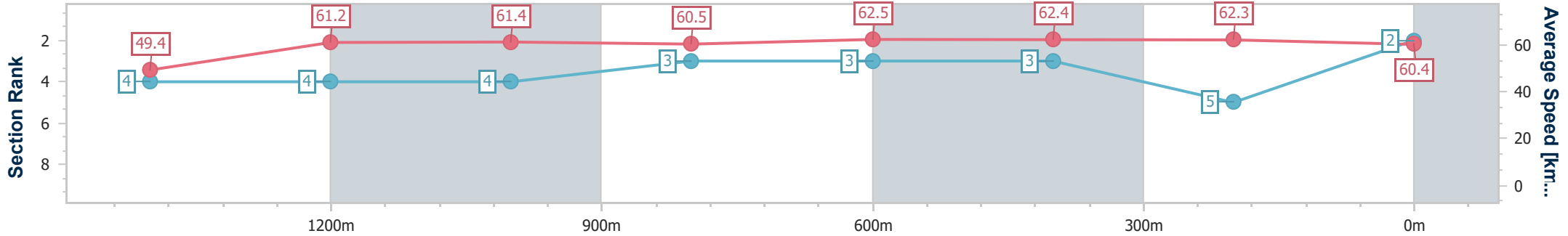
| | |
|--------------------------------|------------------|
| Horse/Jockey Name | Conquering Judas |
| Final Rank | 2 |
| Fastest Section Time (Section) | 0:11.41 (600m) |
| Top Speed [km/h] (Section) | 64.3 (400m) |
| Race State | Finished |



Townsville QLD Professional
 Race 4: LADBROKES RACING CLUB BENCHMARK 70
 Handicap - 1609m
 10 February 2024 - 15:39
 Track Rating: Good 4, Weather: Fine, Rail Position: +3.5m
 1000m/W.P True Rem



| Section | Overall | 1400m | 1200m | 1000m | 800m | 600m | 400m | 200m | | | | | | |
|------------------------|--------------------------|--------------------------|--------------------------|--------------------------|--------------------------|--------------------------|--------------------------|--------------------------|--|--|--|--|--|--|
| Section Times | 1:37.32 [2] (0:15.35) | 1:21.97 [4] (0:11.83) | 1:10.14 [4] (0:11.79) | 0:58.35 [4] (0:12.05) | 0:46.30 [3] (0:11.45) | 0:34.85 [3] (0:11.41) | 0:23.44 [3] (0:11.50) | 0:11.94 [5] (0:11.94) | | | | | | |
| Average Speed [km/h] | 49.4 | 61.2 | 61.4 | 60.5 | 62.5 | 62.4 | 62.3 | 60.4 | | | | | | |
| Top Speed [km/h] | 62.9 | 63.0 | 62.8 | 61.7 | 63.4 | 64.0 | 64.3 | 62.7 | | | | | | |
| Avg. Dist. to Rail [m] | 4.6 | 1.7 | 3.4 | 2.8 | 0.9 | 2.2 | 1.2 | 3.0 | | | | | | |
| Avg. Stride Freq. [Hz] | 2.3 | 2.4 | 2.3 | 2.3 | 2.3 | 2.3 | 2.3 | 2.4 | | | | | | |
| Avg. Stride Length [m] | 6.0 | 7.2 | 7.3 | 7.4 | 7.6 | 7.5 | 7.4 | 7.1 | | | | | | |



- [] Ranking at each section and finish
- .-.- No data available at this section
- NA No data available



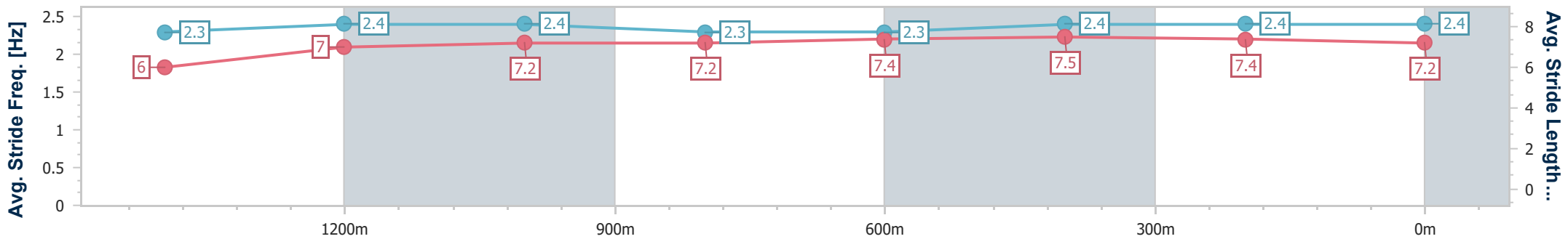
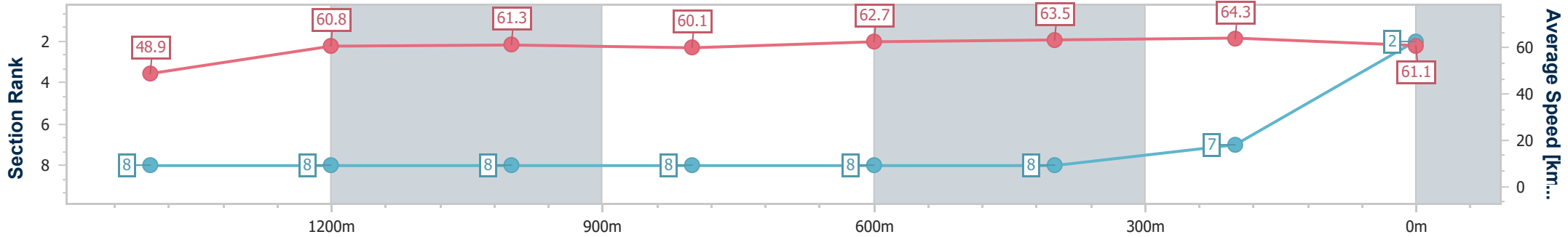
| | |
|--------------------------------|----------------|
| Horse/Jockey Name | Pluckercarn |
| Final Rank | 2 |
| Fastest Section Time (Section) | 0:11.19 (600m) |
| Top Speed [km/h] (Section) | 64.9 (600m) |
| Race State | Finished |



Townsville QLD Professional
 Race 4: LADBROKES RACING CLUB BENCHMARK 70
 Handicap - 1609m
 10 February 2024 - 15:39
 Track Rating: Good 4, Weather: Fine, Rail Position: +3.5m
 1000m/W.P True Rem



| Section | Overall | 1400m | 1200m | 1000m | 800m | 600m | 400m | 200m | | | | | | |
|------------------------|--------------------------|--------------------------|--------------------------|--------------------------|--------------------------|--------------------------|--------------------------|--------------------------|--|--|--|--|--|--|
| Section Times | 1:37.32 [2] (0:15.68) | 1:21.64 [8] (0:11.99) | 1:09.65 [8] (0:11.80) | 0:57.85 [8] (0:12.18) | 0:45.67 [8] (0:11.51) | 0:34.16 [8] (0:11.19) | 0:22.97 [8] (0:11.21) | 0:11.76 [7] (0:11.76) | | | | | | |
| Average Speed [km/h] | 48.9 | 60.8 | 61.3 | 60.1 | 62.7 | 63.5 | 64.3 | 61.1 | | | | | | |
| Top Speed [km/h] | 61.9 | 62.1 | 62.6 | 61.9 | 64.1 | 64.9 | 64.9 | 63.8 | | | | | | |
| Avg. Dist. to Rail [m] | 10.7 | 3.7 | 3.4 | 3.4 | 0.9 | 2.0 | 1.7 | 4.4 | | | | | | |
| Avg. Stride Freq. [Hz] | 2.3 | 2.4 | 2.4 | 2.3 | 2.3 | 2.4 | 2.4 | 2.4 | | | | | | |
| Avg. Stride Length [m] | 6.0 | 7.0 | 7.2 | 7.2 | 7.4 | 7.5 | 7.4 | 7.2 | | | | | | |



- [] Ranking at each section and finish
- .-.- No data available at this section
- NA No data available



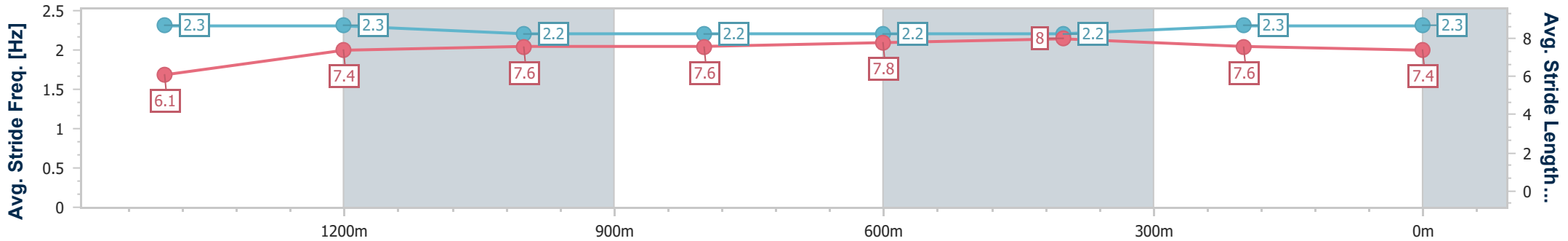
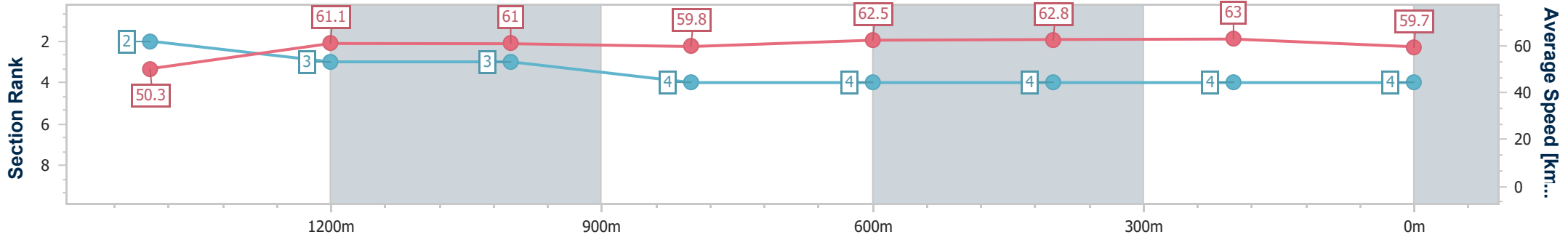
| | |
|--------------------------------|----------------|
| Horse/Jockey Name | Hollywood Park |
| Final Rank | 4 |
| Fastest Section Time (Section) | 0:11.31 (600m) |
| Top Speed [km/h] (Section) | 64.2 (800m) |
| Race State | Finished |



Townsville QLD Professional
 Race 4: LADBROKES RACING CLUB BENCHMARK 70
 Handicap - 1609m
 10 February 2024 - 15:39
 Track Rating: Good 4, Weather: Fine, Rail Position: +3.5m
 1000m/W.P True Rem



| Section | Overall | 1400m | 1200m | 1000m | 800m | 600m | 400m | 200m | | | | | | |
|------------------------|--------------------------|--------------------------|--------------------------|--------------------------|--------------------------|--------------------------|--------------------------|--------------------------|--|--|--|--|--|--|
| Section Times | 1:37.38 [4] (0:15.20) | 1:22.18 [2] (0:11.86) | 1:10.32 [3] (0:11.88) | 0:58.44 [3] (0:12.19) | 0:46.25 [4] (0:11.52) | 0:34.73 [4] (0:11.31) | 0:23.42 [4] (0:11.39) | 0:12.03 [4] (0:12.03) | | | | | | |
| Average Speed [km/h] | 50.3 | 61.1 | 61.0 | 59.8 | 62.5 | 62.8 | 63.0 | 59.7 | | | | | | |
| Top Speed [km/h] | 63.9 | 62.1 | 62.4 | 61.8 | 64.2 | 63.9 | 63.7 | 62.4 | | | | | | |
| Avg. Dist. to Rail [m] | 8.7 | 2.2 | 2.8 | 3.2 | 1.1 | 2.6 | 1.8 | 4.4 | | | | | | |
| Avg. Stride Freq. [Hz] | 2.3 | 2.3 | 2.2 | 2.2 | 2.2 | 2.2 | 2.3 | 2.3 | | | | | | |
| Avg. Stride Length [m] | 6.1 | 7.4 | 7.6 | 7.6 | 7.8 | 8.0 | 7.6 | 7.4 | | | | | | |



- [] Ranking at each section and finish
- .-.- No data available at this section
- NA No data available



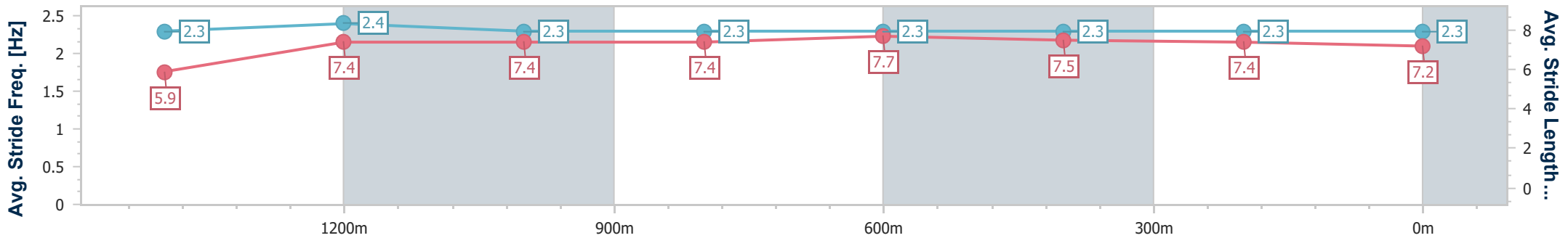
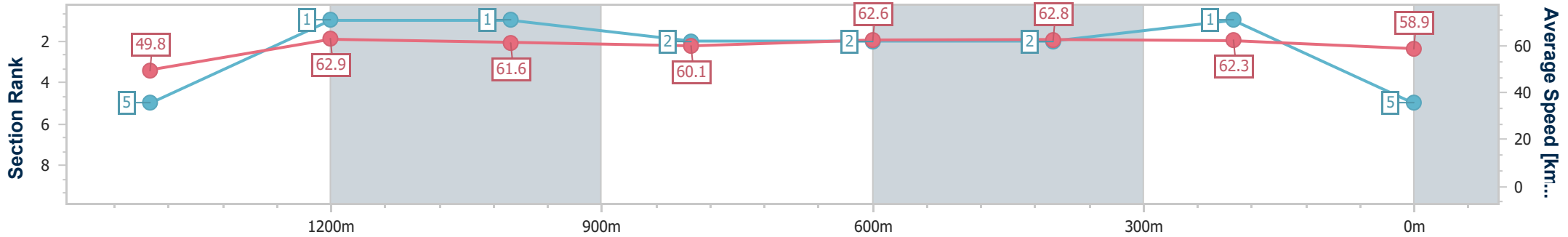
| | |
|--------------------------------|----------------|
| Horse/Jockey Name | Medal |
| Final Rank | 5 |
| Fastest Section Time (Section) | 0:11.33 (600m) |
| Top Speed [km/h] (Section) | 64.2 (1400m) |
| Race State | Finished |



Townsville QLD Professional
 Race 4: LADBROKES RACING CLUB BENCHMARK 70
 Handicap - 1609m
 10 February 2024 - 15:39
 Track Rating: Good 4, Weather: Fine, Rail Position: +3.5m
 1000m/W.P True Rem



| Section | Overall | 1400m | 1200m | 1000m | 800m | 600m | 400m | 200m | | | | | | |
|------------------------|--------------------------|--------------------------|--------------------------|--------------------------|--------------------------|--------------------------|--------------------------|--------------------------|--|--|--|--|--|--|
| Section Times | 1:37.42 [5] (0:15.37) | 1:22.05 [5] (0:11.56) | 1:10.49 [1] (0:11.71) | 0:58.78 [1] (0:12.19) | 0:46.59 [2] (0:11.49) | 0:35.10 [2] (0:11.33) | 0:23.77 [2] (0:11.53) | 0:12.24 [1] (0:12.24) | | | | | | |
| Average Speed [km/h] | 49.8 | 62.9 | 61.6 | 60.1 | 62.6 | 62.8 | 62.3 | 58.9 | | | | | | |
| Top Speed [km/h] | 64.2 | 64.2 | 63.5 | 61.5 | 63.9 | 63.9 | 63.4 | 61.4 | | | | | | |
| Avg. Dist. to Rail [m] | 9.6 | 2.7 | 3.1 | 3.6 | 1.1 | 1.9 | 1.0 | 0.7 | | | | | | |
| Avg. Stride Freq. [Hz] | 2.3 | 2.4 | 2.3 | 2.3 | 2.3 | 2.3 | 2.3 | 2.3 | | | | | | |
| Avg. Stride Length [m] | 5.9 | 7.4 | 7.4 | 7.4 | 7.7 | 7.5 | 7.4 | 7.2 | | | | | | |



- [] Ranking at each section and finish
- .-.- No data available at this section
- NA No data available



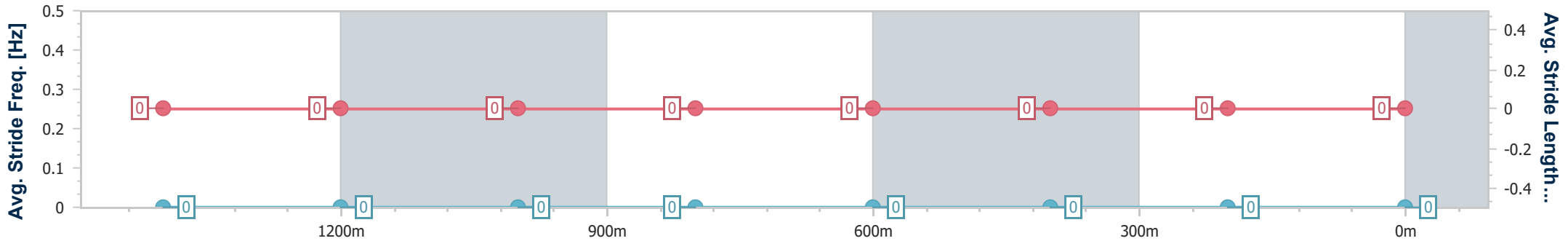
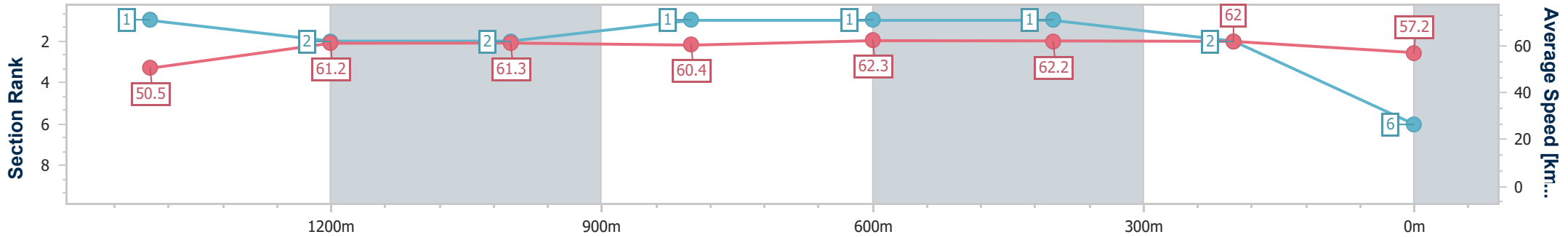
| | |
|--------------------------------|----------------|
| Horse/Jockey Name | Sizzling Sun |
| Final Rank | 6 |
| Fastest Section Time (Section) | 0:11.38 (600m) |
| Top Speed [km/h] (Section) | 63.8 (800m) |
| Race State | Finished |



Townsville QLD Professional
 Race 4: LADBROKES RACING CLUB BENCHMARK 70
 Handicap - 1609m
 10 February 2024 - 15:39
 Track Rating: Good 4, Weather: Fine, Rail Position: +3.5m
 1000m/W.P True Rem



| Section | Overall | 1400m | 1200m | 1000m | 800m | 600m | 400m | 200m | | | | | | |
|------------------------|--------------------------|--------------------------|--------------------------|--------------------------|--------------------------|--------------------------|--------------------------|--------------------------|--|--|--|--|--|--|
| Section Times | 1:37.76 [6] (0:15.07) | 1:22.69 [1] (0:11.87) | 1:10.82 [2] (0:11.74) | 0:59.08 [2] (0:12.08) | 0:47.00 [1] (0:11.47) | 0:35.53 [1] (0:11.38) | 0:24.15 [1] (0:11.58) | 0:12.57 [2] (0:12.57) | | | | | | |
| Average Speed [km/h] | 50.5 | 61.2 | 61.3 | 60.4 | 62.3 | 62.2 | 62.0 | 57.2 | | | | | | |
| Top Speed [km/h] | 62.0 | 61.7 | 62.9 | 61.4 | 63.8 | 63.5 | 63.2 | 60.7 | | | | | | |
| Avg. Dist. to Rail [m] | 6.7 | 2.4 | 3.3 | 2.7 | 1.6 | 3.7 | 1.0 | 0.3 | | | | | | |
| Avg. Stride Freq. [Hz] | -- | -- | -- | -- | -- | -- | -- | -- | | | | | | |
| Avg. Stride Length [m] | -- | -- | -- | -- | -- | -- | -- | -- | | | | | | |



- [] Ranking at each section and finish
- No data available at this section
- NA No data available



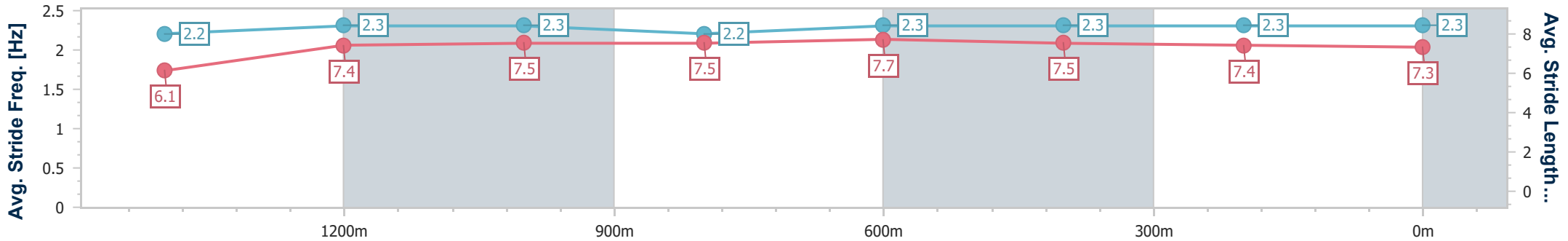
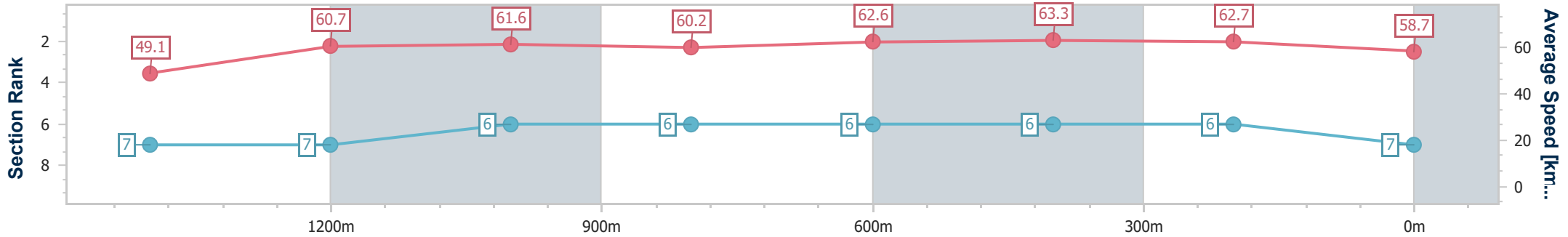
| | |
|--------------------------------|----------------|
| Horse/Jockey Name | Nebaraz |
| Final Rank | 7 |
| Fastest Section Time (Section) | 0:11.22 (600m) |
| Top Speed [km/h] (Section) | 65.0 (600m) |
| Race State | Finished |



Townsville QLD Professional
 Race 4: LADBROKES RACING CLUB BENCHMARK 70
 Handicap - 1609m
 10 February 2024 - 15:39
 Track Rating: Good 4, Weather: Fine, Rail Position: +3.5m
 1000m/W.P True Rem



| Section | Overall | 1400m | 1200m | 1000m | 800m | 600m | 400m | 200m | | | | | | |
|------------------------|--------------------------|--------------------------|--------------------------|--------------------------|--------------------------|--------------------------|--------------------------|--------------------------|--|--|--|--|--|--|
| Section Times | 1:37.80 [7] (0:15.51) | 1:22.29 [7] (0:11.99) | 1:10.30 [7] (0:11.72) | 0:58.58 [6] (0:12.13) | 0:46.45 [6] (0:11.52) | 0:34.93 [6] (0:11.22) | 0:23.71 [6] (0:11.43) | 0:12.28 [6] (0:12.28) | | | | | | |
| Average Speed [km/h] | 49.1 | 60.7 | 61.6 | 60.2 | 62.6 | 63.3 | 62.7 | 58.7 | | | | | | |
| Top Speed [km/h] | 62.3 | 62.2 | 62.8 | 61.3 | 64.1 | 65.0 | 63.6 | 62.3 | | | | | | |
| Avg. Dist. to Rail [m] | 6.4 | 3.1 | 3.2 | 3.3 | 1.3 | 2.6 | 0.9 | 1.7 | | | | | | |
| Avg. Stride Freq. [Hz] | 2.2 | 2.3 | 2.3 | 2.2 | 2.3 | 2.3 | 2.3 | 2.3 | | | | | | |
| Avg. Stride Length [m] | 6.1 | 7.4 | 7.5 | 7.5 | 7.7 | 7.5 | 7.4 | 7.3 | | | | | | |



- [] Ranking at each section and finish
- .-.- No data available at this section
- NA No data available



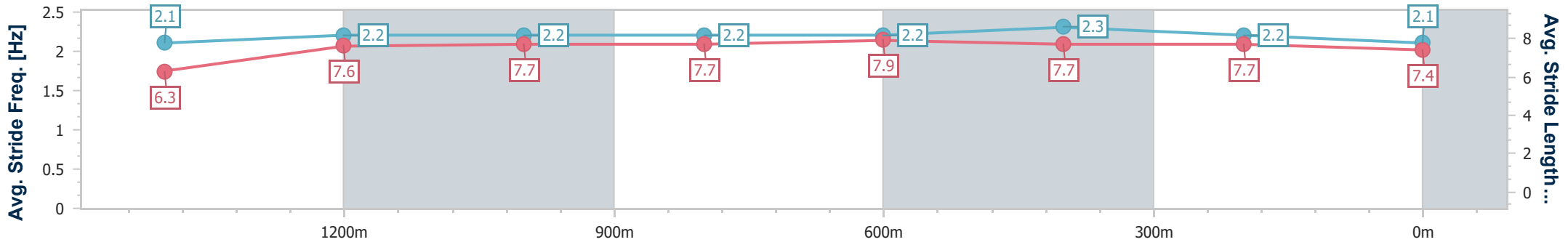
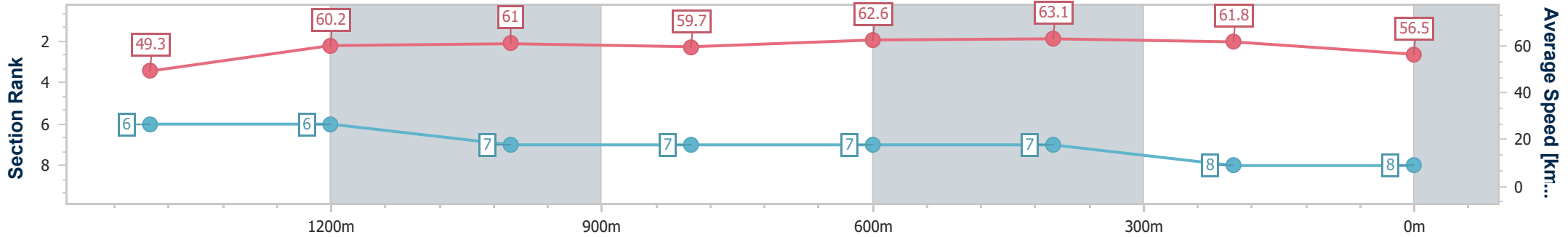
| | |
|--------------------------------|----------------|
| Horse/Jockey Name | Southern Swing |
| Final Rank | 8 |
| Fastest Section Time (Section) | 0:11.20 (600m) |
| Top Speed [km/h] (Section) | 64.1 (600m) |
| Race State | Finished |



Townsville QLD Professional
 Race 4: LADBROKES RACING CLUB BENCHMARK 70
 Handicap - 1609m
 10 February 2024 - 15:39
 Track Rating: Good 4, Weather: Fine, Rail Position: +3.5m
 1000m/W.P True Rem



| Section | Overall | 1400m | 1200m | 1000m | 800m | 600m | 400m | 200m | | | | | |
|------------------------|--------------------------|--------------------------|--------------------------|--------------------------|--------------------------|--------------------------|--------------------------|--------------------------|--|--|--|--|--|
| Section Times | 1:38.59 [8] (0:15.48) | 1:23.11 [6] (0:12.02) | 1:11.09 [6] (0:11.88) | 0:59.21 [7] (0:12.19) | 0:47.02 [7] (0:11.47) | 0:35.55 [7] (0:11.20) | 0:24.35 [7] (0:11.60) | 0:12.75 [8] (0:12.75) | | | | | |
| Average Speed [km/h] | 49.3 | 60.2 | 61.0 | 59.7 | 62.6 | 63.1 | 61.8 | 56.5 | | | | | |
| Top Speed [km/h] | 61.8 | 61.3 | 61.9 | 61.2 | 63.7 | 64.1 | 63.4 | 60.8 | | | | | |
| Avg. Dist. to Rail [m] | 6.9 | 3.4 | 4.5 | 3.1 | 1.4 | 3.7 | 1.9 | 3.1 | | | | | |
| Avg. Stride Freq. [Hz] | 2.1 | 2.2 | 2.2 | 2.2 | 2.2 | 2.3 | 2.2 | 2.1 | | | | | |
| Avg. Stride Length [m] | 6.3 | 7.6 | 7.7 | 7.7 | 7.9 | 7.7 | 7.7 | 7.4 | | | | | |



- [] Ranking at each section and finish
- .-.- No data available at this section
- NA No data available