



Ipswich QLD Professional

Race 1: BOQ WINSTON GLADES QTIS Two-Year-Old Maiden Plate - 800m

15 February 2024 - 12:59



Track Rating: Good 4, Weather: Overcast, Rail Position: +4.5m Entire

Section										Last 600m		
Field Times		Overall	600m	400m	200m							
		0:46.97 (0:13.64)	0:33.33 (0:10.59)	0:22.74 (0:11.39)	0:11.35 (0:11.35)						0:33.33	
Rank	TAB	Horse/Jockey	Barrier	Top Speed [km/h]	Fastest Section					Margin	Distance Travelled [m]	
1	6	BLANTONS RUN	6	69.0	0:10.66	0:46.97 [1]	0:32.85 [5]	0:22.19 [5]	0:11.20 [3]	0:46.98	0:32.85	
		Mark Du Plessis		600m	600m	(0:14.12)	(0:10.66)	(0:10.99)	(0:11.20)			
2	3	JUST CLIFFY	7	70.0	0:10.59	0:47.08 [2]	0:33.44 [1]	0:22.85 [1]	0:11.46 [1]	0.61L	0:33.44	+0
		Les Tilley		600m	600m	(0:13.64)	(0:10.59)	(0:11.39)	(0:11.46)			
3	1	ALPINE RAIDER	5	68.7	0:10.83	0:47.37 [3]	0:33.66 [2]	0:22.83 [3]	0:11.66 [2]	2.34L	0:33.66	+1
		Jim Byrne		600m	600m	(0:13.71)	(0:10.83)	(0:11.17)	(0:11.66)			
4	5	TOP ROOSTER	4	68.2	0:10.70	0:47.70 [4]	0:33.25 [6]	0:22.55 [6]	0:11.51 [6]	4.28L	0:33.25	-1
		Elione Chaves		600m	600m	(0:14.45)	(0:10.70)	(0:11.04)	(0:11.51)			
5	7	CHERRY LIPS	3	69.2	0:10.69	0:47.79 [5]	0:33.77 [4]	0:23.08 [4]	0:11.68 [5]	4.79L	0:33.77	-1
		Luke Tarrant		600m	600m	(0:14.02)	(0:10.69)	(0:11.40)	(0:11.68)			
6	8	LOVE IS A ROSE	2	69.4	0:10.72	0:48.39 [6]	0:34.64 [3]	0:23.92 [2]	0:12.43 [4]	8.33L	0:34.64	-4
		Shania Willis		600m	600m	(0:13.75)	(0:10.72)	(0:11.49)	(0:12.43)			

Scratched: Bourne Ready (#2), Superalloy (#4)



Horse/Jockey Name	Blantons Run
Final Rank	1
Fastest Section Time (Section)	0:10.66 (600m)
Top Speed [km/h] (Section)	69.0 (600m)
Race State	Finished

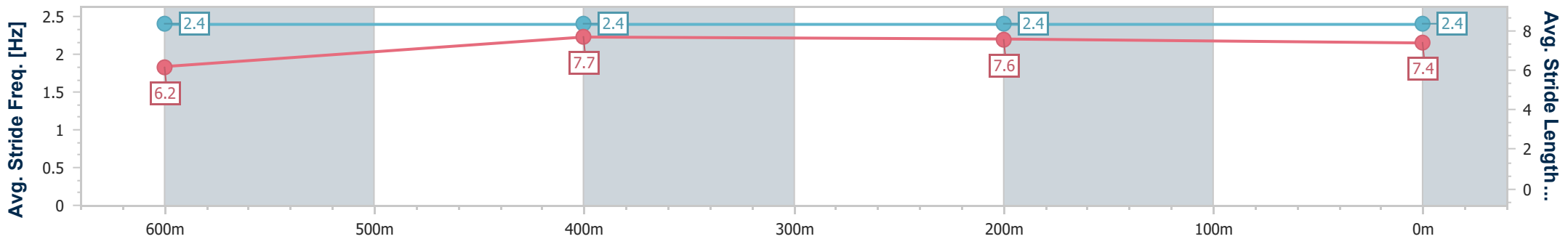
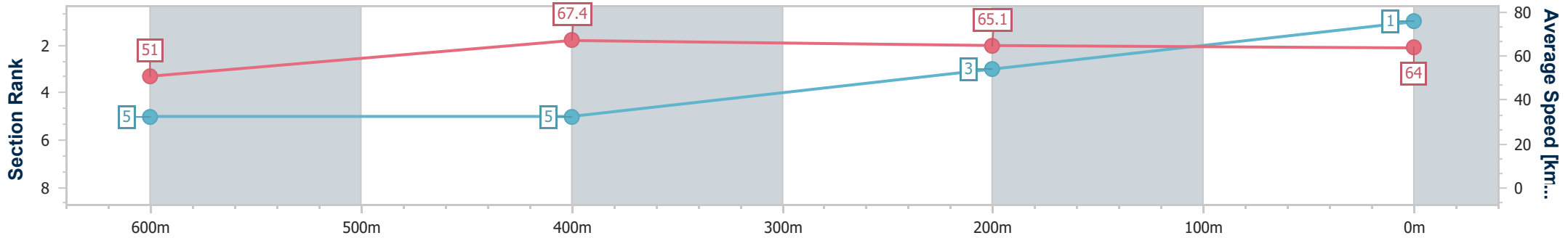


Ipswich QLD Professional
Race 1: BOQ WINSTON GLADES QTIS Two-Year-Old Maiden Plate - 800m



15 February 2024 - 12:59
Track Rating: Good 4, Weather: Overcast, Rail Position: +4.5m Entire

Section	Overall	600m	400m	200m
Section Times	0:46.97 [1] (0:14.12)	0:32.85 [5] (0:10.66)	0:22.19 [5] (0:10.99)	0:11.20 [3] (0:11.20)
Average Speed [km/h]	51.0	67.4	65.1	64.0
Top Speed [km/h]	68.0	69.0	66.1	65.5
Avg. Dist. to Rail [m]	2.7	1.4	1.5	1.8
Avg. Stride Freq. [Hz]	2.4	2.4	2.4	2.4
Avg. Stride Length [m]	6.2	7.7	7.6	7.4



- [] Ranking at each section and finish
- .-.- No data available at this section
- NA No data available



Horse/Jockey Name	Just Cliffy
Final Rank	2
Fastest Section Time (Section)	0:10.59 (600m)
Top Speed [km/h] (Section)	70.0 (600m)
Race State	Finished



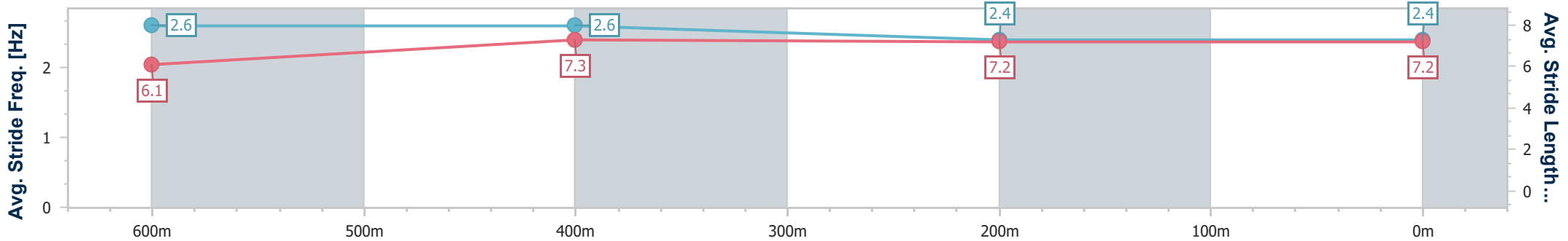
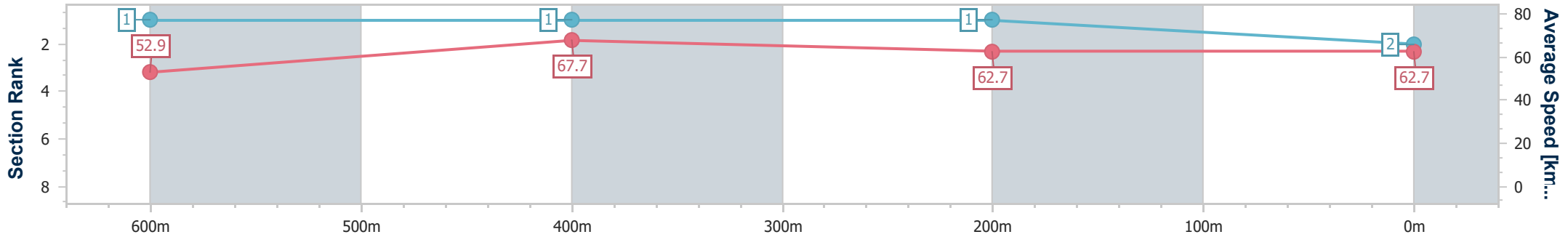
Ipswich QLD Professional
Race 1: BOQ WINSTON GLADES QTIS Two-Year-Old Maiden Plate - 800m



15 February 2024 - 12:59

Track Rating: Good 4, Weather: Overcast, Rail Position: +4.5m Entire

Section	Overall	600m	400m	200m
Section Times	0:47.08 [2] (0:13.64)	0:33.44 [1] (0:10.59)	0:22.85 [1] (0:11.39)	0:11.46 [1] (0:11.46)
Average Speed [km/h]	52.9	67.7	62.7	62.7
Top Speed [km/h]	69.5	70.0	64.6	63.9
Avg. Dist. to Rail [m]	5.5	1.8	2.0	0.5
Avg. Stride Freq. [Hz]	2.6	2.6	2.4	2.4
Avg. Stride Length [m]	6.1	7.3	7.2	7.2



- [] Ranking at each section and finish
- .-.- No data available at this section
- NA No data available



Horse/Jockey Name	Alpine Raider
Final Rank	3
Fastest Section Time (Section)	0:10.83 (600m)
Top Speed [km/h] (Section)	68.7 (600m)
Race State	Finished



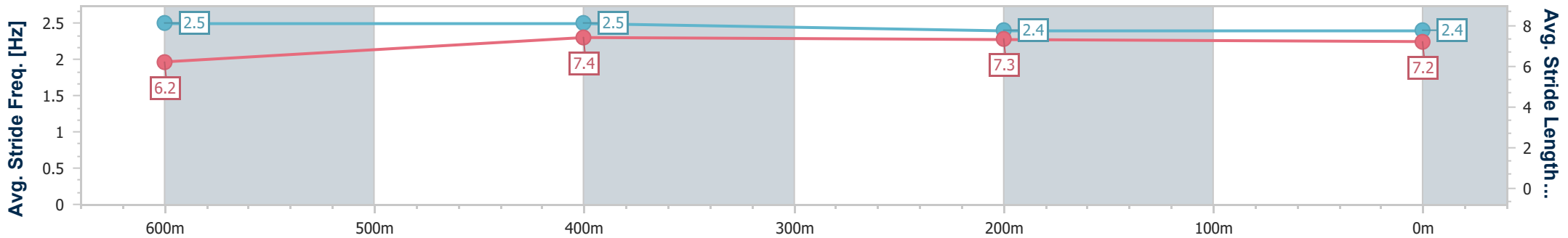
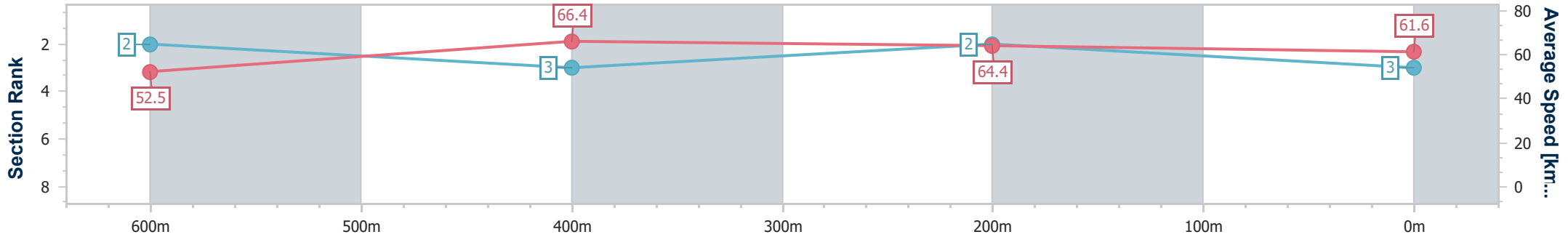
Ipswich QLD Professional
Race 1: BOQ WINSTON GLADES QTIS Two-Year-Old Maiden Plate - 800m



15 February 2024 - 12:59

Track Rating: Good 4, Weather: Overcast, Rail Position: +4.5m Entire

Section	Overall	600m	400m	200m
Section Times	0:47.37 [3] (0:13.71)	0:33.66 [2] (0:10.83)	0:22.83 [3] (0:11.17)	0:11.66 [2] (0:11.66)
Average Speed [km/h]	52.5	66.4	64.4	61.6
Top Speed [km/h]	68.4	68.7	65.3	63.8
Avg. Dist. to Rail [m]	2.7	0.9	0.7	0.6
Avg. Stride Freq. [Hz]	2.5	2.5	2.4	2.4
Avg. Stride Length [m]	6.2	7.4	7.3	7.2



- [] Ranking at each section and finish
- .-.- No data available at this section
- NA No data available



Horse/Jockey Name	Top Rooster
Final Rank	4
Fastest Section Time (Section)	0:10.70 (600m)
Top Speed [km/h] (Section)	68.2 (600m)
Race State	Finished



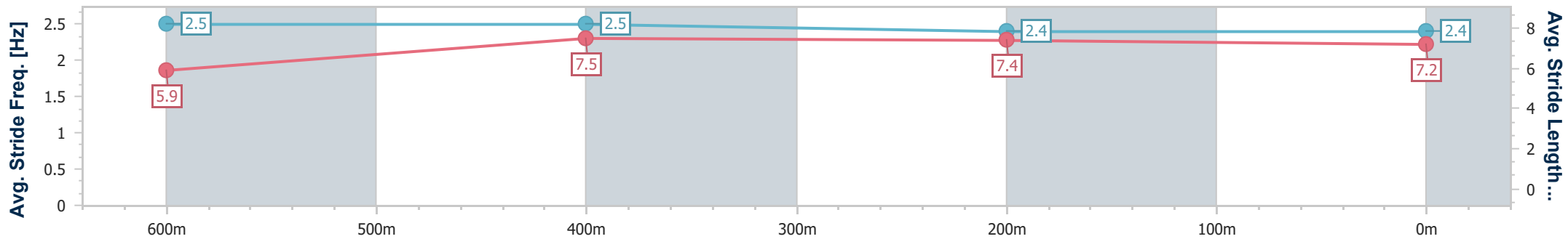
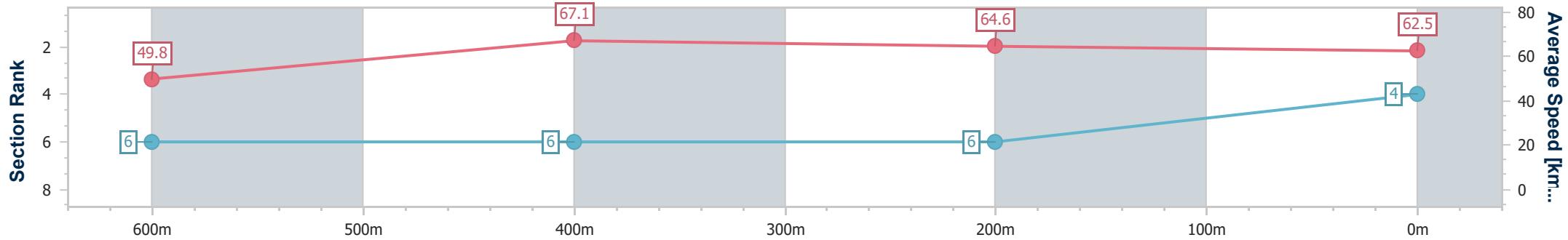
Ipswich QLD Professional
Race 1: BOQ WINSTON GLADES QTIS Two-Year-Old Maiden Plate - 800m



15 February 2024 - 12:59

Track Rating: Good 4, Weather: Overcast, Rail Position: +4.5m Entire

Section	Overall	600m	400m	200m
Section Times	0:47.70 [4] (0:14.45)	0:33.25 [6] (0:10.70)	0:22.55 [6] (0:11.04)	0:11.51 [6] (0:11.51)
Average Speed [km/h]	49.8	67.1	64.6	62.5
Top Speed [km/h]	67.2	68.2	66.1	63.6
Avg. Dist. to Rail [m]	3.8	1.7	2.0	2.3
Avg. Stride Freq. [Hz]	2.5	2.5	2.4	2.4
Avg. Stride Length [m]	5.9	7.5	7.4	7.2



- [] Ranking at each section and finish
- .-.- No data available at this section
- NA No data available



Horse/Jockey Name	Cherry Lips
Final Rank	5
Fastest Section Time (Section)	0:10.69 (600m)
Top Speed [km/h] (Section)	69.2 (600m)
Race State	Finished



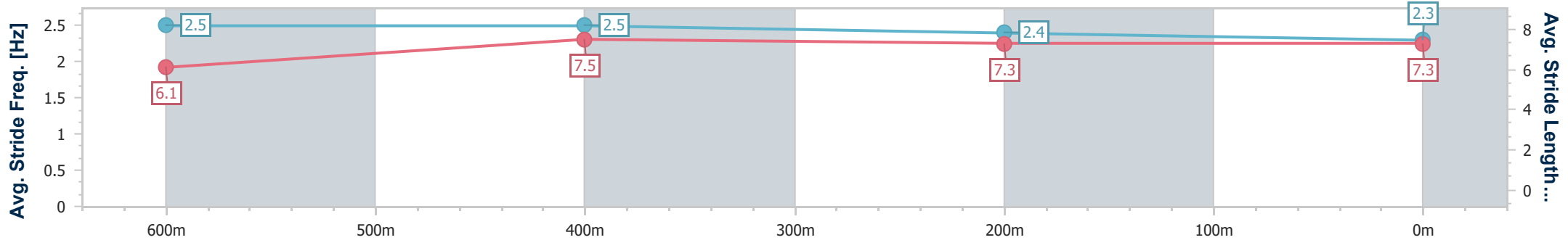
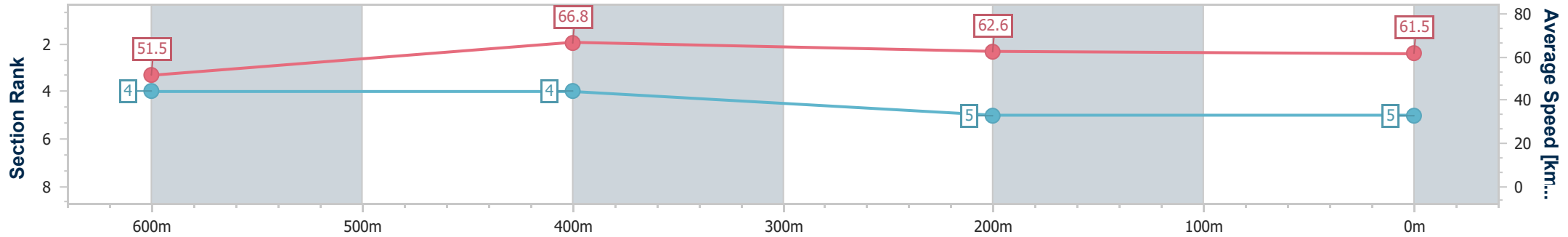
Ipswich QLD Professional
Race 1: BOQ WINSTON GLADES QTIS Two-Year-Old Maiden Plate - 800m



15 February 2024 - 12:59

Track Rating: Good 4, Weather: Overcast, Rail Position: +4.5m Entire

Section	Overall	600m	400m	200m
Section Times	0:47.79 [5] (0:14.02)	0:33.77 [4] (0:10.69)	0:23.08 [4] (0:11.40)	0:11.68 [5] (0:11.68)
Average Speed [km/h]	51.5	66.8	62.6	61.5
Top Speed [km/h]	68.9	69.2	64.5	62.2
Avg. Dist. to Rail [m]	0.5	1.5	1.4	0.9
Avg. Stride Freq. [Hz]	2.5	2.5	2.4	2.3
Avg. Stride Length [m]	6.1	7.5	7.3	7.3



- [] Ranking at each section and finish
- .-.- No data available at this section
- NA No data available



Horse/Jockey Name	Love Is A Rose
Final Rank	6
Fastest Section Time (Section)	0:10.72 (600m)
Top Speed [km/h] (Section)	69.4 (600m)
Race State	Finished



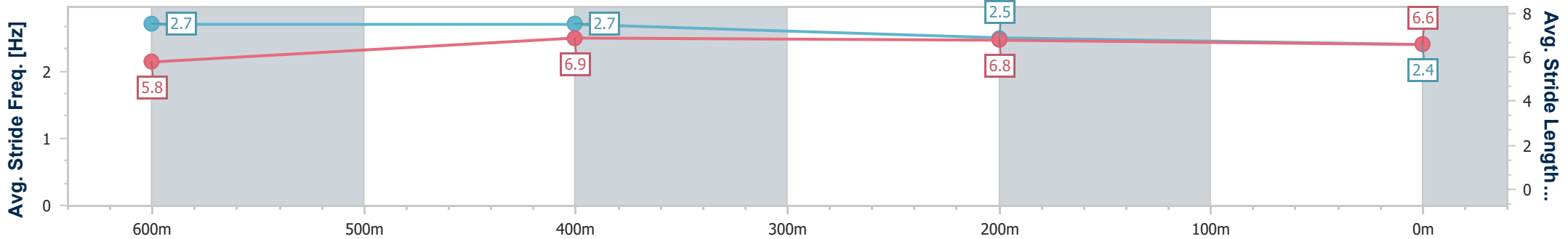
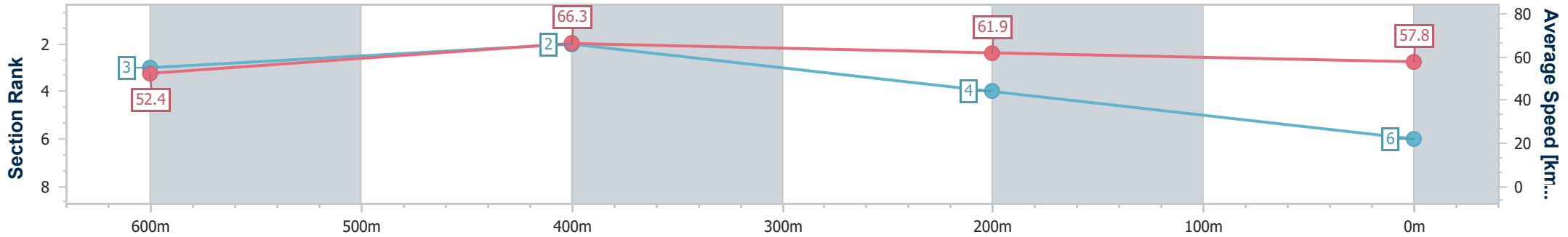
Ipswich QLD Professional
 Race 1: BOQ WINSTON GLADES QTIS Two-Year-Old Maiden
 Plate - 800m



15 February 2024 - 12:59

Track Rating: Good 4, Weather: Overcast, Rail Position: +4.5m
 Entire

Section	Overall	600m	400m	200m
Section Times	0:48.39 [6] (0:13.75)	0:34.64 [3] (0:10.72)	0:23.92 [2] (0:11.49)	0:12.43 [4] (0:12.43)
Average Speed [km/h]	52.4	66.3	61.9	57.8
Top Speed [km/h]	68.6	69.4	62.3	61.5
Avg. Dist. to Rail [m]	0.5	2.5	2.8	1.0
Avg. Stride Freq. [Hz]	2.7	2.7	2.5	2.4
Avg. Stride Length [m]	5.8	6.9	6.8	6.6



- [] Ranking at each section and finish
- .-.- No data available at this section
- NA No data available