



Ipswich QLD Professional
Race 3: QUEENSLAND COMMUNITY CLUBS QTIS Three-Year-Old
BENCHMARK 58 Handicap - 1350m
 15 February 2024 - 14:08



Track Rating: Good 4, Weather: Overcast, Rail Position: +4.5m

Section		Overall	1200m	1000m	800m	600m	400m	Last 600m				
Field Times		1:22.49 (0:11.57)	1:10.92 (0:11.39)	0:59.53 (0:11.85)	0:47.68 (0:12.18)	0:35.50 (0:11.67)	0:23.83 (0:11.71)	0:35.50				
Rank	TAB Horse/Jockey	Barrier	Top Speed [km/h]	Fastest Section								
					Distance Travelled [m]							
1	4 NEW JOY Damien Thornton	6	63.2 1200m	0:11.52 1200m	1:22.49 [1] (0:11.88)	1:10.61 [4] (0:11.52)	0:59.09 [3] (0:11.88)	0:47.21 [3] (0:12.11)	0:35.10 [3] (0:11.58)	0:23.52 [3] (0:11.55)	0:35.10	
2	1 THE PUNISHER Emily Lang	5	63.2 1200m	0:11.47 1200m	1:22.62 [2] (0:11.57)	1:11.05 [1] (0:11.47)	0:59.58 [2] (0:11.91)	0:47.67 [2] (0:12.11)	0:35.56 [2] (0:11.60)	0:23.96 [1] (0:11.71)	0:35.56	+2
3	5 REVITUP CHARLIE Karl Zechner	8	63.6 600m	0:11.54 400m	1:22.73 [3] (0:11.86)	1:10.87 [3] (0:11.69)	0:59.18 [5] (0:11.92)	0:47.26 [5] (0:12.15)	0:35.11 [5] (0:11.56)	0:23.55 [4] (0:11.54)	0:35.11	+1
4	3 ILFRACOMBE KID Kirk Matheson	2	64.6 1200m	0:11.28 1200m	1:23.67 [4] (0:11.68)	1:11.99 [2] (0:11.28)	1:00.71 [1] (0:11.85)	0:48.86 [1] (0:12.18)	0:36.68 [1] (0:11.73)	0:24.95 [2] (0:12.03)	0:36.68	-3
5	6 SPEEDY MACHO Chris Meehan	4	63.1 1200m	0:11.51 1200m	1:23.68 [5] (0:11.97)	1:11.71 [5] (0:11.51)	1:00.20 [4] (0:11.92)	0:48.28 [4] (0:12.11)	0:36.17 [4] (0:11.68)	0:24.49 [5] (0:11.93)	0:36.17	-3

Scratched: Glass Of Rose (#2), Native Beauty (#7), Lady Roth (#8)

[] Ranking at each section and finish
 -:-:- No data available at this section
 NA No data available

SCN Saddle cloth number
 DNF Did not finish
 DNT Did not track



Ipswich QLD Professional
Race 3: QUEENSLAND COMMUNITY CLUBS QTIS Three-Year-Old
BENCHMARK 58 Handicap - 1350m
 15 February 2024 - 14:08



Track Rating: Good 4, Weather: Overcast, Rail Position: +4.5m

Section				200m				Last 600m		
Field Times				0:12.12 (0:12.12)				0:35.50		
Rank	TAB	Horse/Jockey	Barrier	Top Speed [km/h]	Fastest Section	Margin			Distance Travelled [m]	
1	4	NEW JOY Damien Thornton	6	63.2 1200m	0:11.52 1200m	0:11.97 [2] (0:11.97)	1:22.49		0:35.10	
2	1	THE PUNISHER Emily Lang	5	63.2 1200m	0:11.47 1200m	0:12.25 [1] (0:12.25)	0.76L		0:35.56	+2
3	5	REVITUP CHARLIE Karl Zechner	8	63.6 600m	0:11.54 400m	0:12.01 [3] (0:12.01)	1.45L		0:35.11	+1
4	3	ILFRACOMBE KID Kirk Matheson	2	64.6 1200m	0:11.28 1200m	0:12.92 [4] (0:12.92)	6.94L		0:36.68	-3
5	6	SPEEDY MACHO Chris Meehan	4	63.1 1200m	0:11.51 1200m	0:12.56 [5] (0:12.56)	7.02L		0:36.17	-3

Scratched: Glass Of Rose (#2), Native Beauty (#7), Lady Roth (#8)



Horse/Jockey Name	New Joy
Final Rank	1
Fastest Section Time (Section)	0:11.52 (1200m)
Top Speed [km/h] (Section)	63.2 (1200m)
Race State	Finished



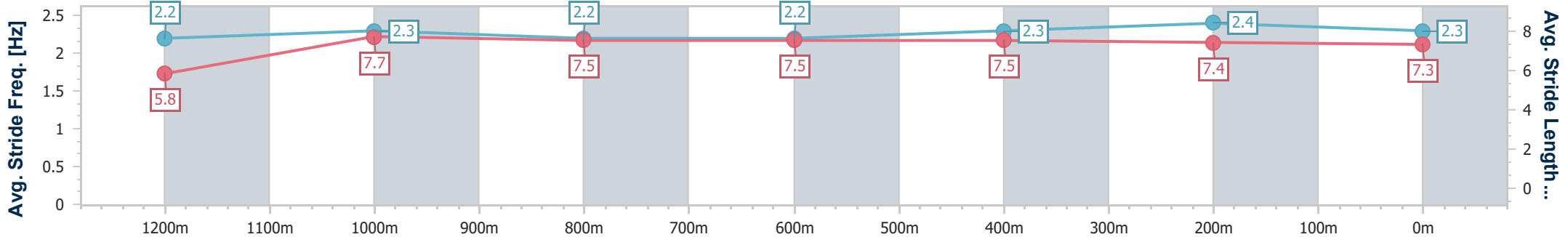
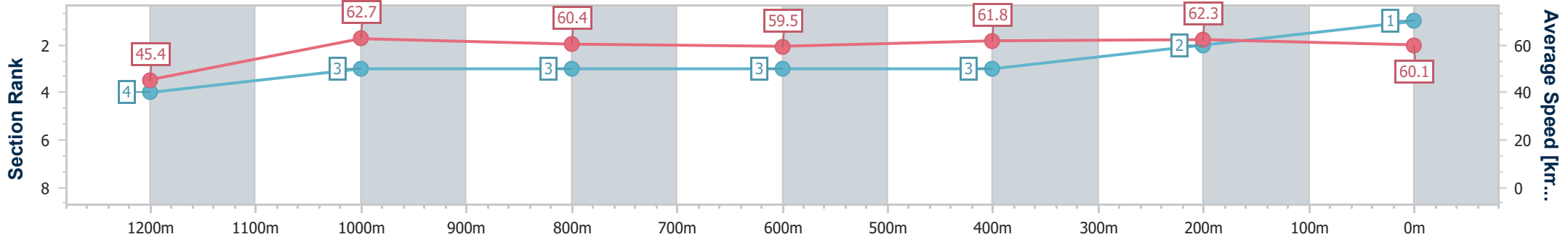
Ipswich QLD Professional
 Race 3: QUEENSLAND COMMUNITY CLUBS QTIS Three-Year-Old BENCHMARK 58 Handicap - 1350m



15 February 2024 - 14:08

Track Rating: Good 4, Weather: Overcast, Rail Position: +4.5m

Section	Overall	1200m	1000m	800m	600m	400m	200m
Section Times	1:22.49 [1] (0:11.88)	1:10.61 [4] (0:11.52)	0:59.09 [3] (0:11.88)	0:47.21 [3] (0:12.11)	0:35.10 [3] (0:11.58)	0:23.52 [3] (0:11.55)	0:11.97 [2] (0:11.97)
Average Speed [km/h]	45.4	62.7	60.4	59.5	61.8	62.3	60.1
Top Speed [km/h]	62.3	63.2	61.7	59.9	63.0	62.9	61.8
Avg. Dist. to Rail [m]	3.4	1.6	0.4	0.7	0.7	1.0	1.6
Avg. Stride Freq. [Hz]	2.2	2.3	2.2	2.2	2.3	2.4	2.3
Avg. Stride Length [m]	5.8	7.7	7.5	7.5	7.5	7.4	7.3



- [] Ranking at each section and finish
- .-.- No data available at this section
- NA No data available



Horse/Jockey Name	The Punisher
Final Rank	2
Fastest Section Time (Section)	0:11.47 (1200m)
Top Speed [km/h] (Section)	63.2 (1200m)
Race State	Finished



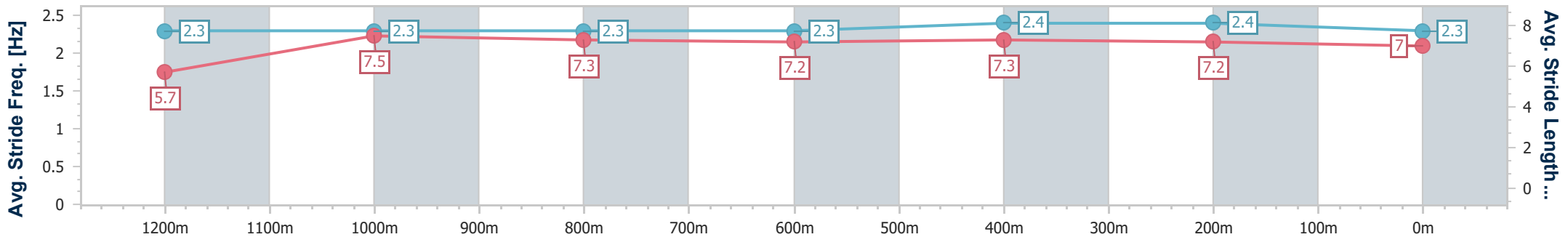
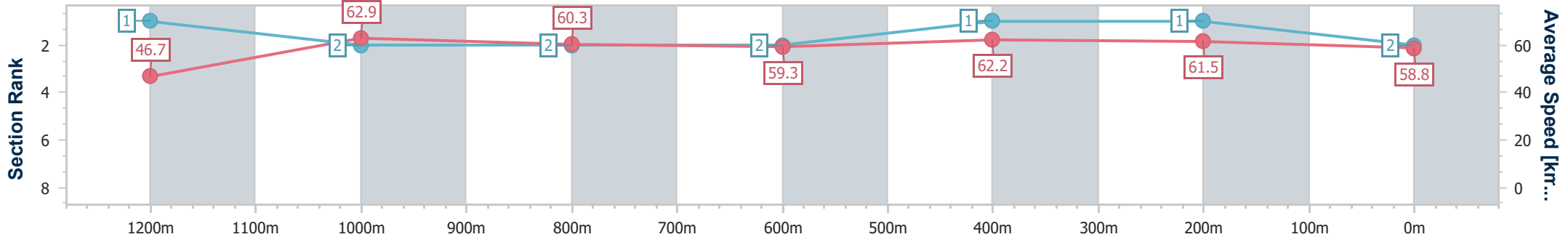
Ipswich QLD Professional
 Race 3: QUEENSLAND COMMUNITY CLUBS QTIS Three-Year-Old BENCHMARK 58 Handicap - 1350m



15 February 2024 - 14:08

Track Rating: Good 4, Weather: Overcast, Rail Position: +4.5m

Section	Overall	1200m	1000m	800m	600m	400m	200m
Section Times	1:22.62 [2] (0:11.57)	1:11.05 [1] (0:11.47)	0:59.58 [2] (0:11.91)	0:47.67 [2] (0:12.11)	0:35.56 [2] (0:11.60)	0:23.96 [1] (0:11.71)	0:12.25 [1] (0:12.25)
Average Speed [km/h]	46.7	62.9	60.3	59.3	62.2	61.5	58.8
Top Speed [km/h]	62.7	63.2	62.2	59.8	62.8	62.8	60.8
Avg. Dist. to Rail [m]	2.6	1.0	0.2	0.3	0.2	0.3	0.5
Avg. Stride Freq. [Hz]	2.3	2.3	2.3	2.3	2.4	2.4	2.3
Avg. Stride Length [m]	5.7	7.5	7.3	7.2	7.3	7.2	7.0



- [] Ranking at each section and finish
- .-.- No data available at this section
- NA No data available



Horse/Jockey Name	Revitup Charlie
Final Rank	3
Fastest Section Time (Section)	0:11.54 (400m)
Top Speed [km/h] (Section)	63.6 (600m)
Race State	Finished



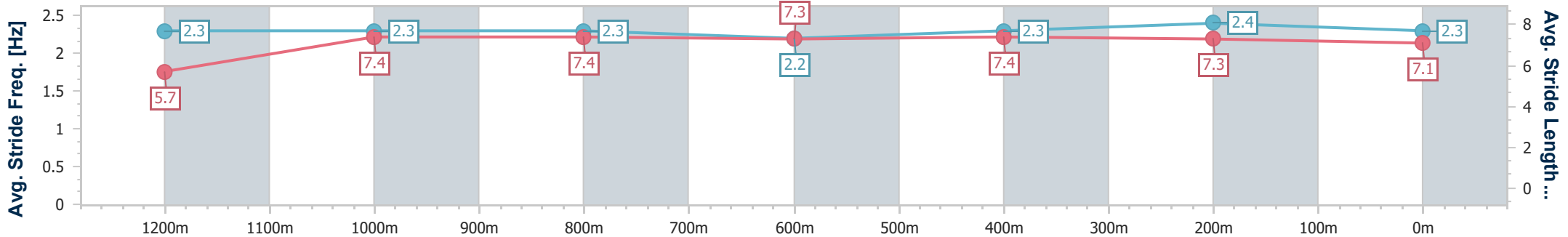
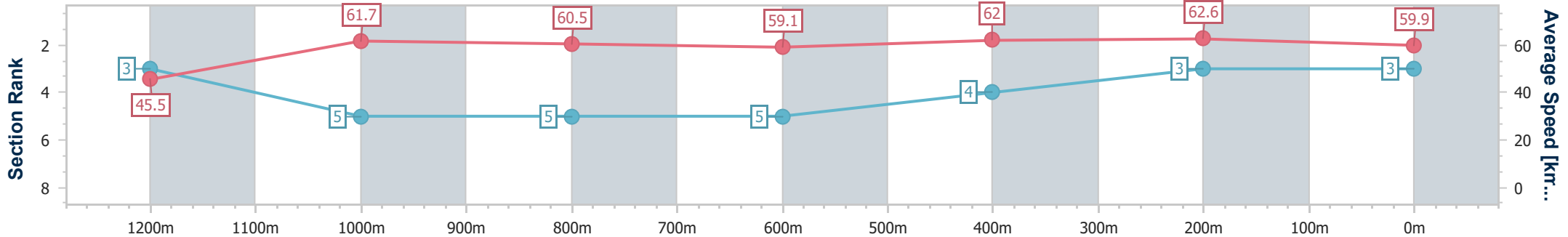
Ipswich QLD Professional
 Race 3: QUEENSLAND COMMUNITY CLUBS QTIS Three-Year-Old BENCHMARK 58 Handicap - 1350m



15 February 2024 - 14:08

Track Rating: Good 4, Weather: Overcast, Rail Position: +4.5m

Section	Overall	1200m	1000m	800m	600m	400m	200m
Section Times	1:22.73 [3] (0:11.86)	1:10.87 [3] (0:11.69)	0:59.18 [5] (0:11.92)	0:47.26 [5] (0:12.15)	0:35.11 [5] (0:11.56)	0:23.55 [4] (0:11.54)	0:12.01 [3] (0:12.01)
Average Speed [km/h]	45.5	61.7	60.5	59.1	62.0	62.6	59.9
Top Speed [km/h]	60.6	62.6	62.3	60.1	63.6	63.4	61.1
Avg. Dist. to Rail [m]	5.4	2.6	0.2	0.5	0.6	1.7	2.5
Avg. Stride Freq. [Hz]	2.3	2.3	2.3	2.2	2.3	2.4	2.3
Avg. Stride Length [m]	5.7	7.4	7.4	7.3	7.4	7.3	7.1



- [] Ranking at each section and finish
- .-.- No data available at this section
- NA No data available



Horse/Jockey Name	Ilfracombe Kid
Final Rank	4
Fastest Section Time (Section)	0:11.28 (1200m)
Top Speed [km/h] (Section)	64.6 (1200m)
Race State	Finished



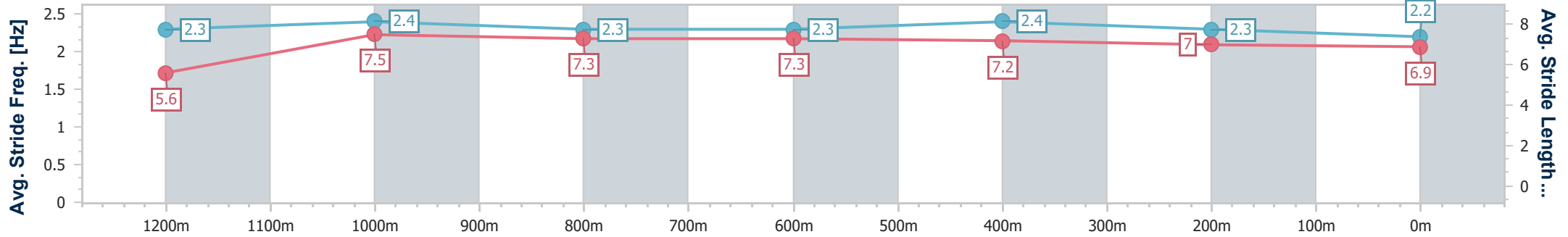
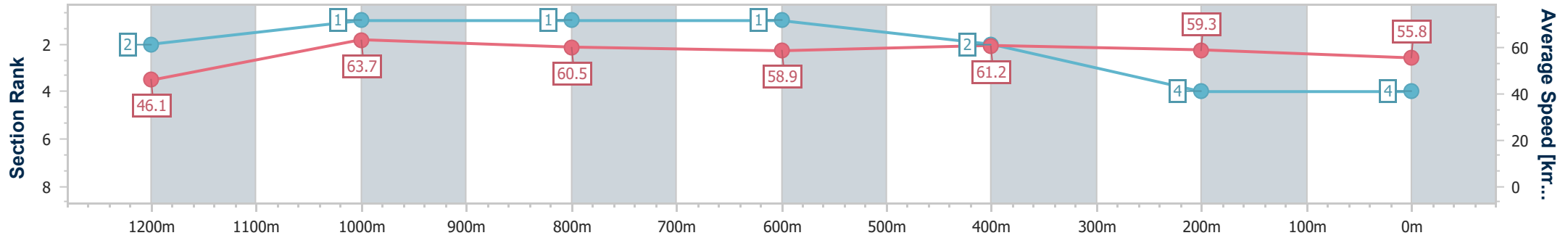
Ipswich QLD Professional
 Race 3: QUEENSLAND COMMUNITY CLUBS QTIS Three-Year-Old BENCHMARK 58 Handicap - 1350m



15 February 2024 - 14:08

Track Rating: Good 4, Weather: Overcast, Rail Position: +4.5m

Section	Overall	1200m	1000m	800m	600m	400m	200m
Section Times	1:23.67 [4] (0:11.68)	1:11.99 [2] (0:11.28)	1:00.71 [1] (0:11.85)	0:48.86 [1] (0:12.18)	0:36.68 [1] (0:11.73)	0:24.95 [2] (0:12.03)	0:12.92 [4] (0:12.92)
Average Speed [km/h]	46.1	63.7	60.5	58.9	61.2	59.3	55.8
Top Speed [km/h]	62.9	64.6	63.2	59.4	61.8	61.3	57.4
Avg. Dist. to Rail [m]	0.9	0.7	1.5	1.2	1.3	1.5	0.4
Avg. Stride Freq. [Hz]	2.3	2.4	2.3	2.3	2.4	2.3	2.2
Avg. Stride Length [m]	5.6	7.5	7.3	7.3	7.2	7.0	6.9



- [] Ranking at each section and finish
- .-.- No data available at this section
- NA No data available



Horse/Jockey Name	Speedy Macho
Final Rank	5
Fastest Section Time (Section)	0:11.51 (1200m)
Top Speed [km/h] (Section)	63.1 (1200m)
Race State	Finished



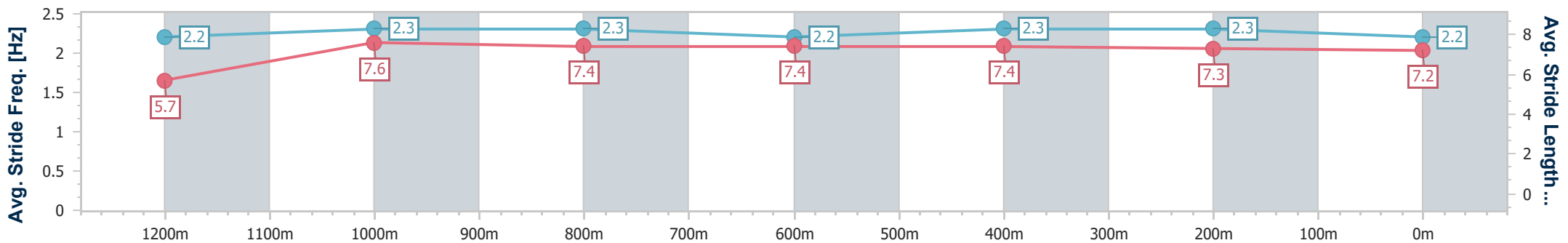
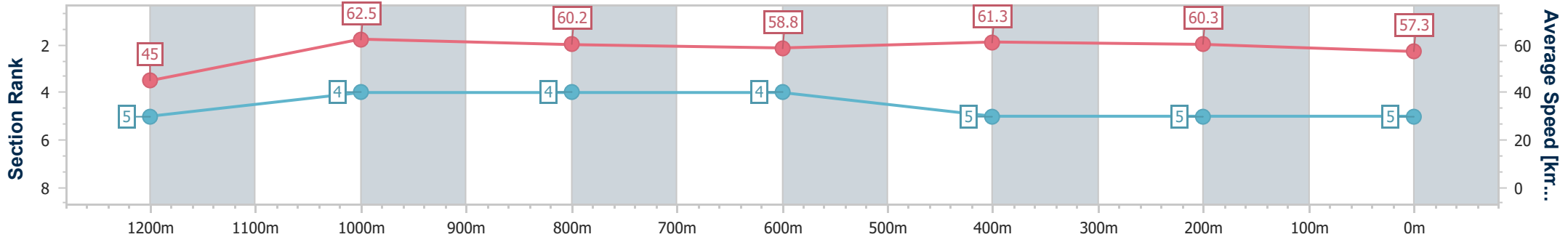
Ipswich QLD Professional
 Race 3: QUEENSLAND COMMUNITY CLUBS QTIS Three-Year-Old BENCHMARK 58 Handicap - 1350m



15 February 2024 - 14:08

Track Rating: Good 4, Weather: Overcast, Rail Position: +4.5m

Section	Overall	1200m	1000m	800m	600m	400m	200m
Section Times	1:23.68 [5] (0:11.97)	1:11.71 [5] (0:11.51)	1:00.20 [4] (0:11.92)	0:48.28 [4] (0:12.11)	0:36.17 [4] (0:11.68)	0:24.49 [5] (0:11.93)	0:12.56 [5] (0:12.56)
Average Speed [km/h]	45.0	62.5	60.2	58.8	61.3	60.3	57.3
Top Speed [km/h]	62.7	63.1	62.9	60.5	62.5	61.9	60.0
Avg. Dist. to Rail [m]	1.0	1.1	2.1	2.0	1.4	0.8	2.2
Avg. Stride Freq. [Hz]	2.2	2.3	2.3	2.2	2.3	2.3	2.2
Avg. Stride Length [m]	5.7	7.6	7.4	7.4	7.4	7.3	7.2



- [] Ranking at each section and finish
- .-.- No data available at this section
- NA No data available