

Track Rating: Good 4, Weather: Overcast, Rail Position: +4.5m

Section		Overall										Last 600m	
Field Times		1:22.85										0:35.02	
		(0:11.64)										(0:11.44)	
		1200m	1000m	800m	600m	400m							
		(0:11.83)	(0:12.31)	(0:12.05)	(0:11.70)	(0:11.44)							
Rank	TAB	Horse/Jockey	Barrier	Top Speed [km/h]	Fastest Section								Distance Travelled [m]
1	7	<b>MORE LOVE</b> Rikki Jamieson	7	63.7 600m	0:11.45 400m	1:22.85 [1] (0:11.86)	1:10.99 [2] (0:11.72)	0:59.27 [2] (0:12.32)	0:46.95 [2] (0:12.03)	0:34.92 [2] (0:11.64)	0:23.28 [2] (0:11.45)	0:34.92	
2	9	<b>MIDORI MOVER</b> Jim Byrne	3	63.4 600m	0:11.42 400m	1:22.94 [2] (0:12.03)	1:10.91 [3] (0:11.87)	0:59.04 [4] (0:12.29)	0:46.75 [3] (0:11.96)	0:34.79 [3] (0:11.60)	0:23.19 [4] (0:11.42)	0:34.79	-5
3	11	<b>TOO MUCH MAKEUP</b> Micheal Hellyer	12	63.0 600m	0:11.44 400m	1:23.35 [3] (0:11.64)	1:11.71 [1] (0:11.83)	0:59.88 [1] (0:12.31)	0:47.57 [1] (0:12.05)	0:35.52 [1] (0:11.70)	0:23.82 [1] (0:11.44)	0:35.52	-5
4	13	<b>BEE EXACT</b> Nozi Tomizawa	4	63.9 400m	0:11.50 600m	1:23.75 [4] (0:12.10)	1:11.65 [4] (0:11.78)	0:59.87 [3] (0:12.31)	0:47.56 [4] (0:12.05)	0:35.51 [4] (0:11.50)	0:24.01 [3] (0:11.52)	0:35.51	+0
5	3	<b>GLENRAY'S MATE</b> Boris Thornton	8	62.9 600m	0:11.64 600m	1:24.30 [5] (0:12.40)	1:11.90 [7] (0:11.82)	1:00.08 [7] (0:12.49)	0:47.59 [7] (0:11.99)	0:35.60 [7] (0:11.64)	0:23.96 [6] (0:11.74)	0:35.60	+2
6	17	<b>AMONG US</b> Luke Tarrant	10	62.9 1200m	0:11.70 1200m	1:24.74 [6] (0:12.37)	1:12.37 [6] (0:11.70)	1:00.67 [5] (0:12.36)	0:48.31 [5] (0:12.01)	0:36.30 [5] (0:11.79)	0:24.51 [5] (0:11.94)	0:36.30	+1
7	16	<b>LUCIELLE</b> Anna Bakos	11	62.4 600m	0:11.75 600m	1:24.98 [7] (0:12.48)	1:12.50 [9] (0:12.05)	1:00.45 [9] (0:12.49)	0:47.96 [8] (0:12.06)	0:35.90 [9] (0:11.75)	0:24.15 [8] (0:11.94)	0:35.90	+0
8	15	<b>LUNARIAN</b> Michael Schrapel	1	62.3 1200m	0:11.88 1200m	1:25.15 [8] (0:12.25)	1:12.90 [5] (0:11.88)	1:01.02 [6] (0:12.43)	0:48.59 [6] (0:11.94)	0:36.65 [6] (0:11.92)	0:24.73 [7] (0:12.18)	0:36.65	-4
9	14	<b>JUST A HERO</b> Casey Waddell	6	61.7 800m	0:11.84 600m	1:26.70 [9] (0:12.44)	1:14.26 [8] (0:12.04)	1:02.22 [8] (0:12.57)	0:49.65 [9] (0:12.02)	0:37.63 [8] (0:11.84)	0:25.79 [9] (0:12.36)	0:37.63	-2

Scratched: Aussie Turbo (#1), Hot Summer (#2), Sierra De Gredos (#5), Lilipop (#10), Artezza (#8), Bamboozled (#4), Desert Safari (#6), Allezbek (#12)



Ipswich QLD Professional  
 Race 4: TAB Maiden Handicap - 1350m  
 15 February 2024 - 14:44



Track Rating: Good 4, Weather: Overcast, Rail Position: +4.5m

Section							200m			Last 600m	
Field Times							0:11.88			0:35.02	
Rank	TAB	Horse/Jockey	Barrier	Top Speed [km/h]	Fastest Section	Margin				Distance Travelled [m]	
1	7	<b>MORE LOVE</b> Rikki Jamieson	7	63.7 600m	0:11.45 400m	0:11.83 [2] (0:11.83)	1:22.85			0:34.92	
2	9	<b>MIDORI MOVER</b> Jim Byrne	3	63.4 600m	0:11.42 400m	0:11.77 [3] (0:11.77)	0.52L			0:34.79	-5
3	11	<b>TOO MUCH MAKEUP</b> Micheal Hellyer	12	63.0 600m	0:11.44 400m	0:12.38 [1] (0:12.38)	2.92L			0:35.52	-5
4	13	<b>BEE EXACT</b> Nozi Tomizawa	4	63.9 400m	0:11.50 600m	0:12.49 [4] (0:12.49)	5.27L			0:35.51	+0
5	3	<b>GLENRAY'S MATE</b> Boris Thornton	8	62.9 600m	0:11.64 600m	0:12.22 [5] (0:12.22)	8.54L			0:35.60	+2
6	17	<b>AMONG US</b> Luke Tarrant	10	62.9 1200m	0:11.70 1200m	0:12.57 [6] (0:12.57)	11.1L			0:36.30	+1
7	16	<b>LUCIELLE</b> Anna Bakos	11	62.4 600m	0:11.75 600m	0:12.21 [8] (0:12.21)	12.54L			0:35.90	+0
8	15	<b>LUNARIAN</b> Michael Schrapel	1	62.3 1200m	0:11.88 1200m	0:12.55 [7] (0:12.55)	13.56L			0:36.65	-4
9	14	<b>JUST A HERO</b> Casey Waddell	6	61.7 800m	0:11.84 600m	0:13.43 [9] (0:13.43)	22.67L			0:37.63	-2

Scratched: Aussie Turbo (#1), Hot Summer (#2), Sierra De Gredos (#5), Lilipop (#10), Artezza (#8), Bamboozled (#4), Desert Safari (#6), Allezbek (#12)

[ ] Ranking at each section and finish  
 -:-:- No data available at this section  
 NA No data available

SCN Saddle cloth number  
 DNF Did not finish  
 DNT Did not track



Horse/Jockey Name	More Love
Final Rank	1
Fastest Section Time (Section)	0:11.45 (400m)
Top Speed [km/h] (Section)	63.7 (600m)
Race State	Finished



### Ipswich QLD Professional

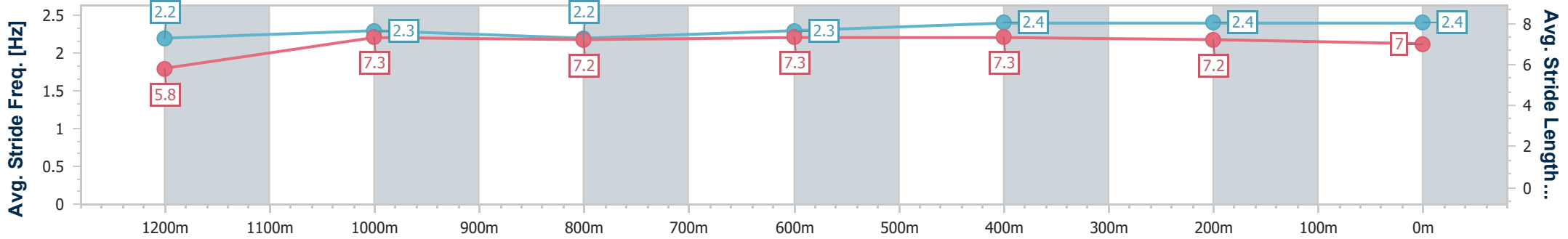
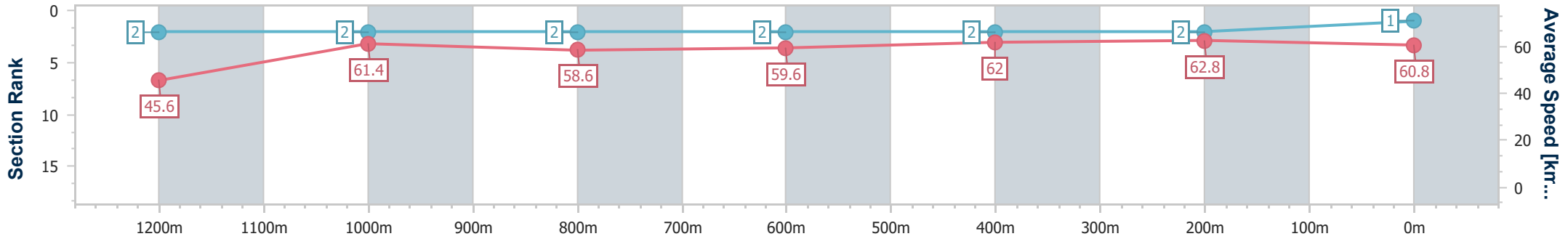
Race 4: TAB Maiden Handicap - 1350m

15 February 2024 - 14:44



Track Rating: Good 4, Weather: Overcast, Rail Position: +4.5m

Section	Overall	1200m	1000m	800m	600m	400m	200m
Section Times	1:22.85 [1] (0:11.86)	1:10.99 [2] (0:11.72)	0:59.27 [2] (0:12.32)	0:46.95 [2] (0:12.03)	0:34.92 [2] (0:11.64)	0:23.28 [2] (0:11.45)	0:11.83 [2] (0:11.83)
Average Speed [km/h]	45.6	61.4	58.6	59.6	62.0	62.8	60.8
Top Speed [km/h]	62.2	62.8	59.8	60.5	63.7	63.6	62.7
Avg. Dist. to Rail [m]	4.2	1.0	0.2	0.3	0.3	0.3	3.4
Avg. Stride Freq. [Hz]	2.2	2.3	2.2	2.3	2.4	2.4	2.4
Avg. Stride Length [m]	5.8	7.3	7.2	7.3	7.3	7.2	7.0



- [ ] Ranking at each section and finish
- .-.- No data available at this section
- NA No data available



Horse/Jockey Name	Midori Mover
Final Rank	2
Fastest Section Time (Section)	0:11.42 (400m)
Top Speed [km/h] (Section)	63.4 (600m)
Race State	Finished



### Ipswich QLD Professional

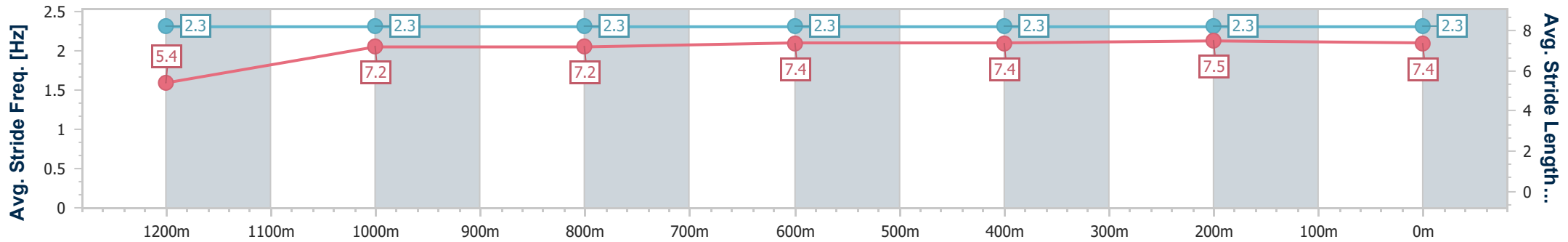
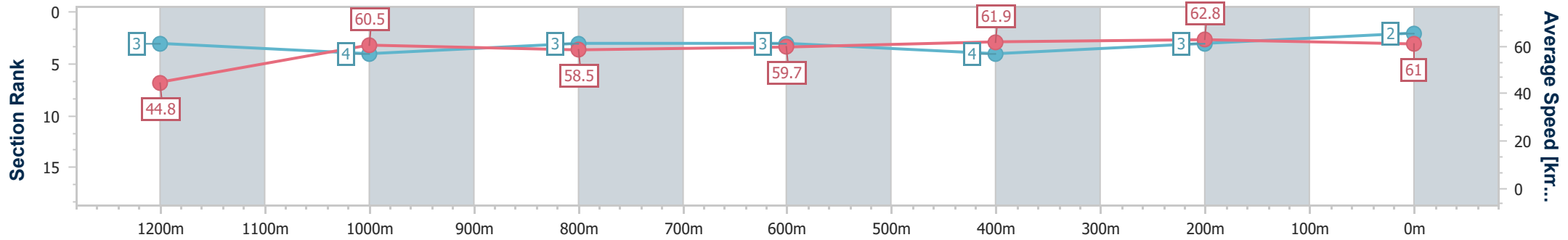
Race 4: TAB Maiden Handicap - 1350m

15 February 2024 - 14:44



Track Rating: Good 4, Weather: Overcast, Rail Position: +4.5m

Section	Overall	1200m	1000m	800m	600m	400m	200m
Section Times	1:22.94 [2] (0:12.03)	1:10.91 [3] (0:11.87)	0:59.04 [4] (0:12.29)	0:46.75 [3] (0:11.96)	0:34.79 [3] (0:11.60)	0:23.19 [4] (0:11.42)	0:11.77 [3] (0:11.77)
Average Speed [km/h]	44.8	60.5	58.5	59.7	61.9	62.8	61.0
Top Speed [km/h]	62.2	62.5	60.4	60.4	63.4	63.0	62.6
Avg. Dist. to Rail [m]	1.3	0.7	1.5	1.9	1.3	1.4	0.6
Avg. Stride Freq. [Hz]	2.3	2.3	2.3	2.3	2.3	2.3	2.3
Avg. Stride Length [m]	5.4	7.2	7.2	7.4	7.4	7.5	7.4



- [ ] Ranking at each section and finish
- .-.- No data available at this section
- NA No data available



Horse/Jockey Name	Too Much Makeup
Final Rank	3
Fastest Section Time (Section)	0:11.44 (400m)
Top Speed [km/h] (Section)	63.0 (600m)
Race State	Finished



### Ipswich QLD Professional

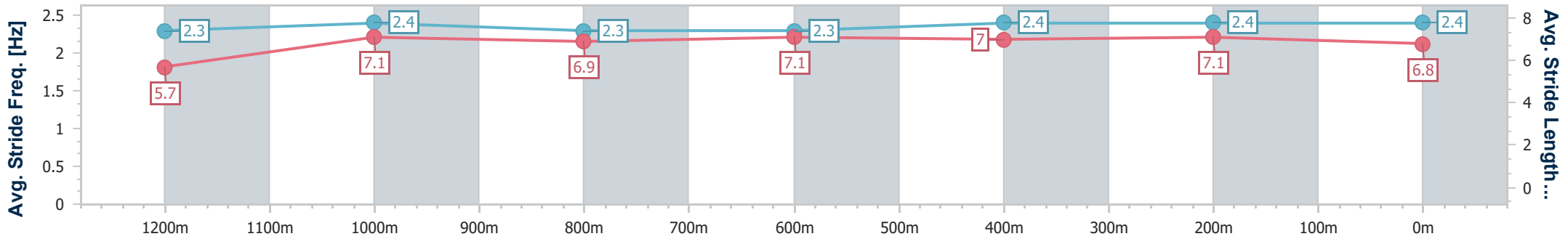
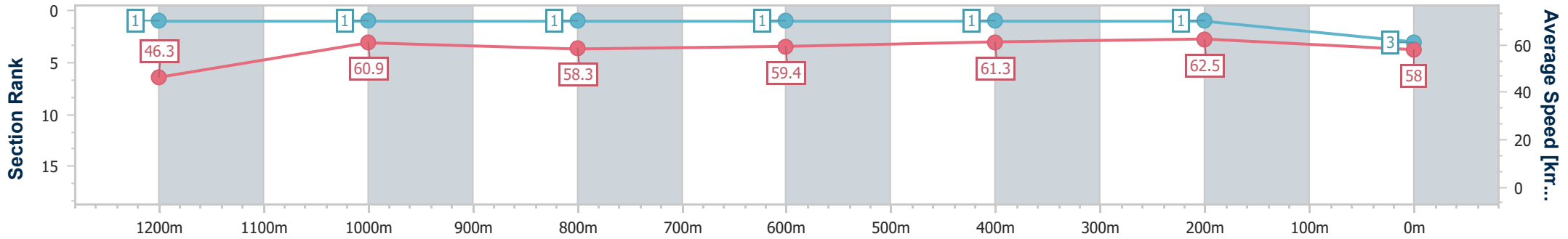
Race 4: TAB Maiden Handicap - 1350m

15 February 2024 - 14:44



Track Rating: Good 4, Weather: Overcast, Rail Position: +4.5m

Section	Overall	1200m	1000m	800m	600m	400m	200m
Section Times	1:23.35 [3] (0:11.64)	1:11.71 [1] (0:11.83)	0:59.88 [1] (0:12.31)	0:47.57 [1] (0:12.05)	0:35.52 [1] (0:11.70)	0:23.82 [1] (0:11.44)	0:12.38 [1] (0:12.38)
Average Speed [km/h]	46.3	60.9	58.3	59.4	61.3	62.5	58.0
Top Speed [km/h]	62.3	62.1	59.0	60.0	63.0	63.0	61.3
Avg. Dist. to Rail [m]	5.8	0.7	1.7	1.6	1.2	2.1	1.7
Avg. Stride Freq. [Hz]	2.3	2.4	2.3	2.3	2.4	2.4	2.4
Avg. Stride Length [m]	5.7	7.1	6.9	7.1	7.0	7.1	6.8



- [ ] Ranking at each section and finish
- .-.- No data available at this section
- NA No data available



Horse/Jockey Name	Bee Exact
Final Rank	4
Fastest Section Time (Section)	0:11.50 (600m)
Top Speed [km/h] (Section)	63.9 (400m)
Race State	Finished



### Ipswich QLD Professional

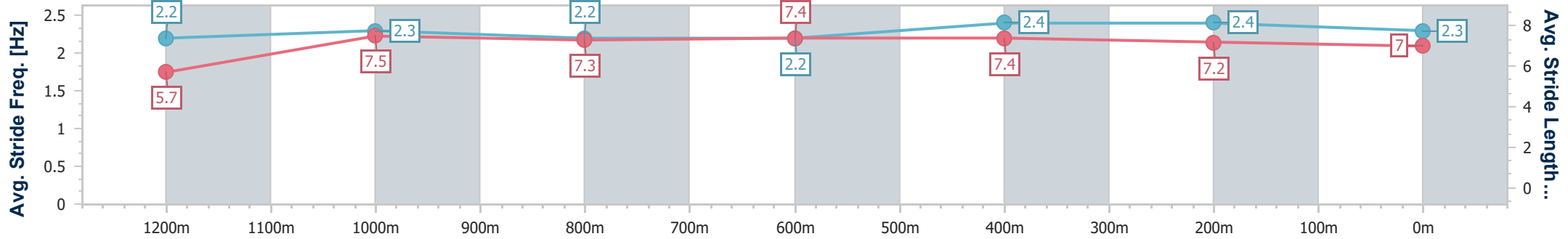
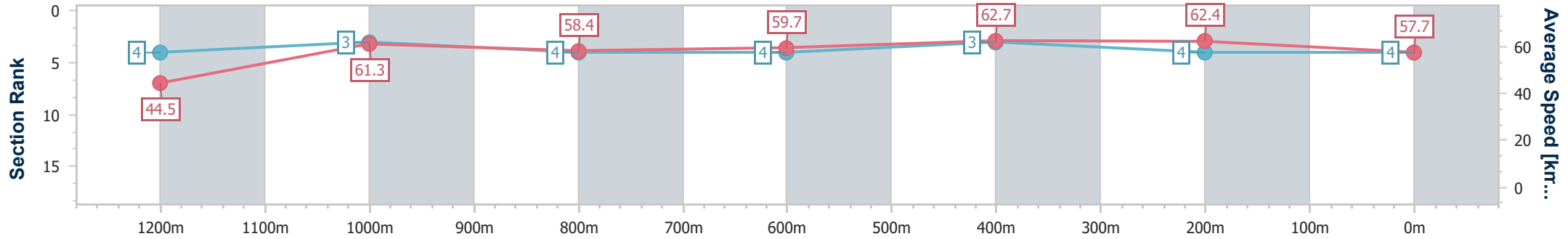
Race 4: TAB Maiden Handicap - 1350m

15 February 2024 - 14:44



Track Rating: Good 4, Weather: Overcast, Rail Position: +4.5m

Section	Overall	1200m	1000m	800m	600m	400m	200m
Section Times	1:23.75 [4] (0:12.10)	1:11.65 [4] (0:11.78)	0:59.87 [3] (0:12.31)	0:47.56 [4] (0:12.05)	0:35.51 [4] (0:11.50)	0:24.01 [3] (0:11.52)	0:12.49 [4] (0:12.49)
Average Speed [km/h]	44.5	61.3	58.4	59.7	62.7	62.4	57.7
Top Speed [km/h]	59.8	62.3	60.0	60.6	63.8	63.9	60.9
Avg. Dist. to Rail [m]	2.8	1.3	0.3	0.3	0.3	0.4	2.5
Avg. Stride Freq. [Hz]	2.2	2.3	2.2	2.2	2.4	2.4	2.3
Avg. Stride Length [m]	5.7	7.5	7.3	7.4	7.4	7.2	7.0



- [ ] Ranking at each section and finish
- .-.- No data available at this section
- NA No data available



Horse/Jockey Name	Glenray's Mate
Final Rank	5
Fastest Section Time (Section)	0:11.64 (600m)
Top Speed [km/h] (Section)	62.9 (600m)
Race State	Finished



### Ipswich QLD Professional

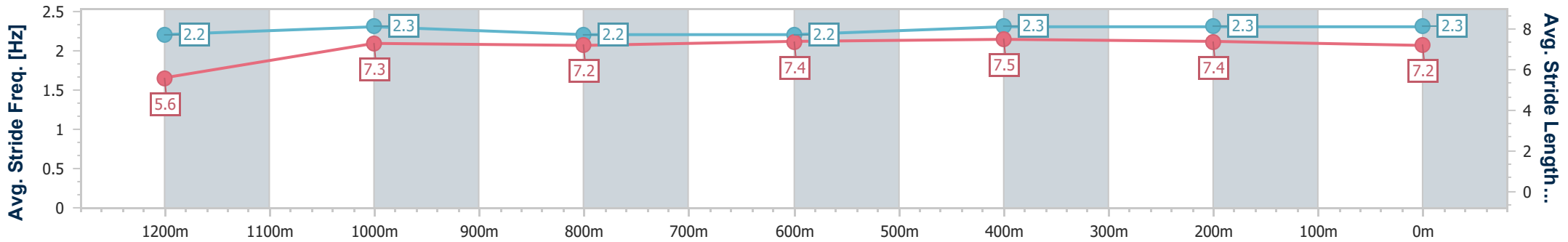
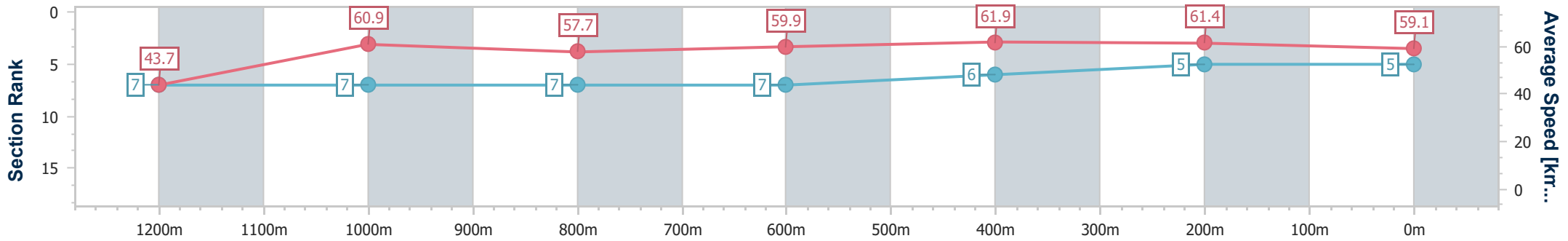
Race 4: TAB Maiden Handicap - 1350m

15 February 2024 - 14:44



Track Rating: Good 4, Weather: Overcast, Rail Position: +4.5m

Section	Overall	1200m	1000m	800m	600m	400m	200m
Section Times	1:24.30 [5] (0:12.40)	1:11.90 [7] (0:11.82)	1:00.08 [7] (0:12.49)	0:47.59 [7] (0:11.99)	0:35.60 [7] (0:11.64)	0:23.96 [6] (0:11.74)	0:12.22 [5] (0:12.22)
Average Speed [km/h]	43.7	60.9	57.7	59.9	61.9	61.4	59.1
Top Speed [km/h]	60.7	62.4	59.4	60.9	62.9	62.4	60.1
Avg. Dist. to Rail [m]	4.4	1.3	0.6	0.1	0.3	0.5	1.8
Avg. Stride Freq. [Hz]	2.2	2.3	2.2	2.2	2.3	2.3	2.3
Avg. Stride Length [m]	5.6	7.3	7.2	7.4	7.5	7.4	7.2



- [ ] Ranking at each section and finish
- .-.- No data available at this section
- NA No data available



Horse/Jockey Name	Among Us
Final Rank	6
Fastest Section Time (Section)	0:11.70 (1200m)
Top Speed [km/h] (Section)	62.9 (1200m)
Race State	Finished



### Ipswich QLD Professional

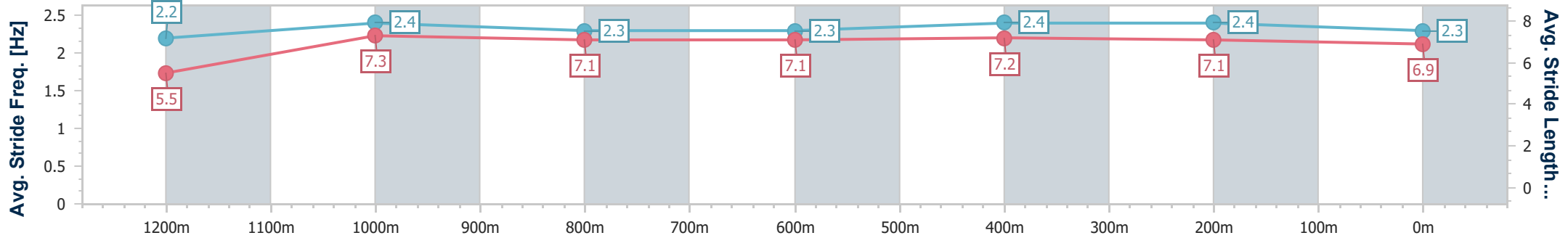
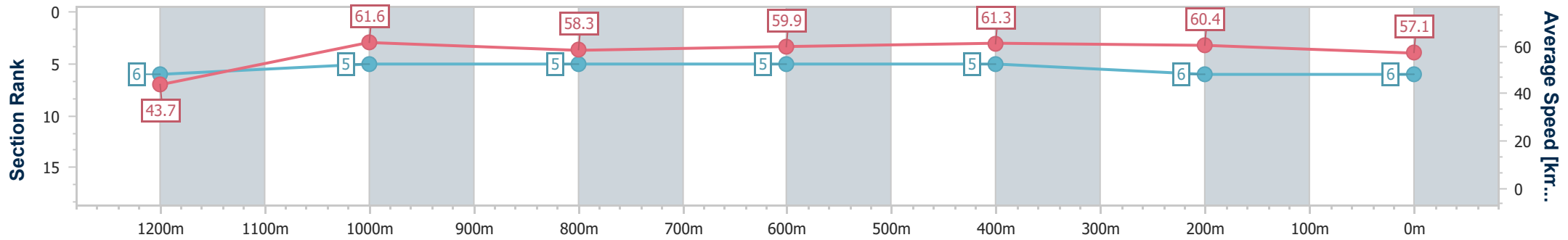
Race 4: TAB Maiden Handicap - 1350m

15 February 2024 - 14:44



Track Rating: Good 4, Weather: Overcast, Rail Position: +4.5m

Section	Overall	1200m	1000m	800m	600m	400m	200m
Section Times	1:24.74 [6] (0:12.37)	1:12.37 [6] (0:11.70)	1:00.67 [5] (0:12.36)	0:48.31 [5] (0:12.01)	0:36.30 [5] (0:11.79)	0:24.51 [5] (0:11.94)	0:12.57 [6] (0:12.57)
Average Speed [km/h]	43.7	61.6	58.3	59.9	61.3	60.4	57.1
Top Speed [km/h]	60.1	62.9	60.1	61.5	61.9	61.7	59.6
Avg. Dist. to Rail [m]	4.9	1.3	0.2	0.2	0.4	1.2	3.8
Avg. Stride Freq. [Hz]	2.2	2.4	2.3	2.3	2.4	2.4	2.3
Avg. Stride Length [m]	5.5	7.3	7.1	7.1	7.2	7.1	6.9



- [ ] Ranking at each section and finish
- .-.- No data available at this section
- NA No data available





Horse/Jockey Name	Lucielle
Final Rank	7
Fastest Section Time (Section)	0:11.75 (600m)
Top Speed [km/h] (Section)	62.4 (600m)
Race State	Finished



### Ipswich QLD Professional

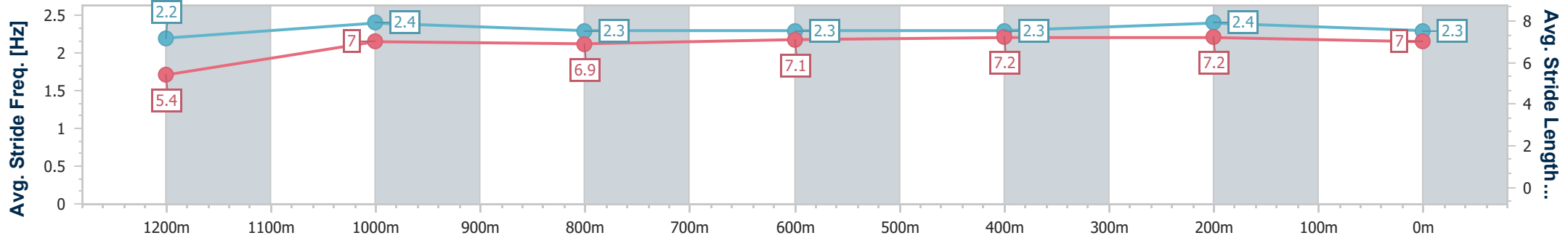
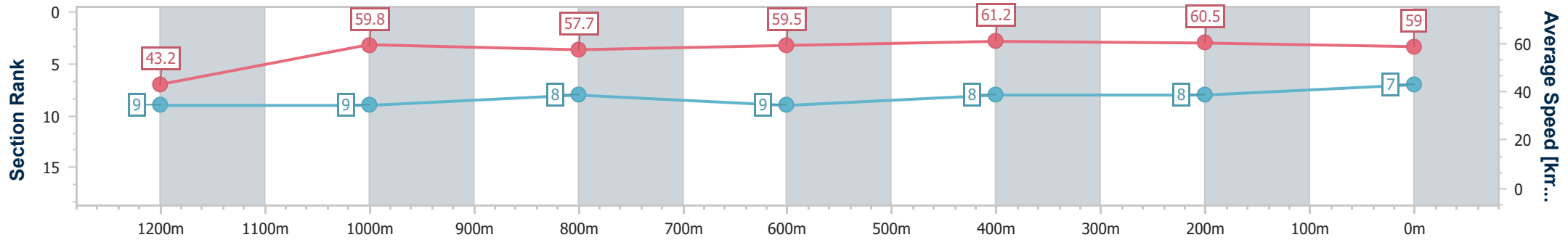
Race 4: TAB Maiden Handicap - 1350m

15 February 2024 - 14:44



Track Rating: Good 4, Weather: Overcast, Rail Position: +4.5m

Section	Overall	1200m	1000m	800m	600m	400m	200m
Section Times	1:24.98 [7] (0:12.48)	1:12.50 [9] (0:12.05)	1:00.45 [9] (0:12.49)	0:47.96 [8] (0:12.06)	0:35.90 [9] (0:11.75)	0:24.15 [8] (0:11.94)	0:12.21 [8] (0:12.21)
Average Speed [km/h]	43.2	59.8	57.7	59.5	61.2	60.5	59.0
Top Speed [km/h]	58.7	60.4	60.4	61.6	62.4	61.2	60.5
Avg. Dist. to Rail [m]	6.6	1.8	0.3	0.6	0.3	1.4	4.1
Avg. Stride Freq. [Hz]	2.2	2.4	2.3	2.3	2.3	2.4	2.3
Avg. Stride Length [m]	5.4	7.0	6.9	7.1	7.2	7.2	7.0



- [ ] Ranking at each section and finish
- .-.- No data available at this section
- NA No data available



Horse/Jockey Name	Lunarian
Final Rank	8
Fastest Section Time (Section)	0:11.88 (1200m)
Top Speed [km/h] (Section)	62.3 (1200m)
Race State	Finished



### Ipswich QLD Professional

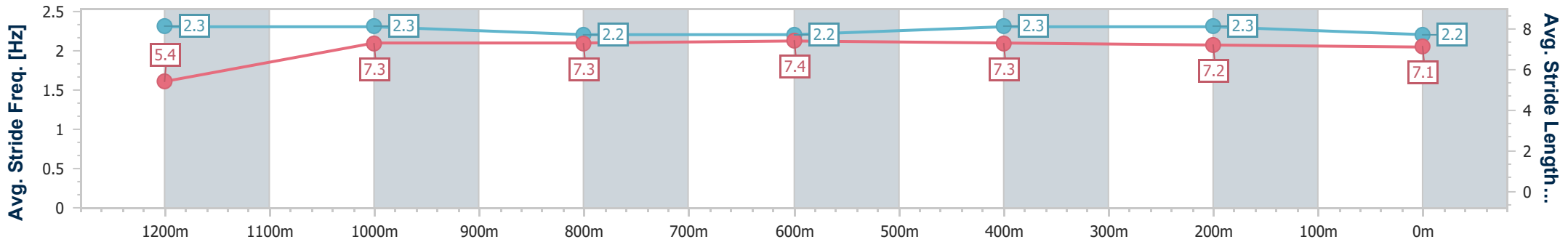
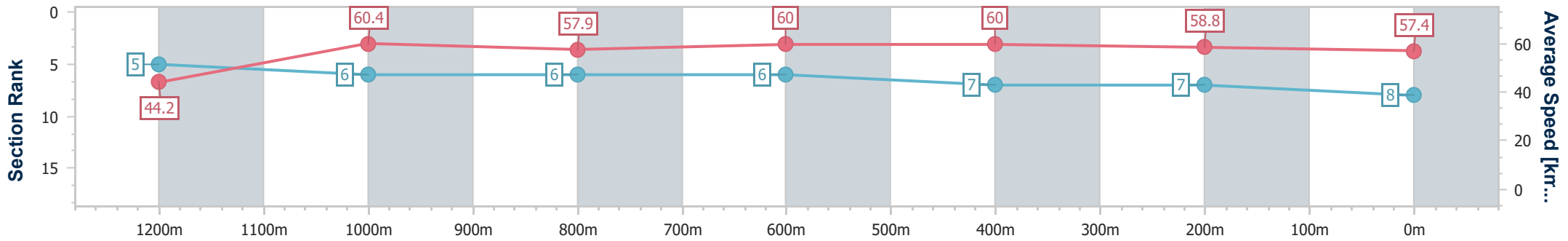
Race 4: TAB Maiden Handicap - 1350m

15 February 2024 - 14:44



Track Rating: Good 4, Weather: Overcast, Rail Position: +4.5m

Section	Overall	1200m	1000m	800m	600m	400m	200m
Section Times	1:25.15 [8] (0:12.25)	1:12.90 [5] (0:11.88)	1:01.02 [6] (0:12.43)	0:48.59 [6] (0:11.94)	0:36.65 [6] (0:11.92)	0:24.73 [7] (0:12.18)	0:12.55 [7] (0:12.55)
Average Speed [km/h]	44.2	60.4	57.9	60.0	60.0	58.8	57.4
Top Speed [km/h]	59.2	62.3	59.5	60.7	60.8	59.3	59.2
Avg. Dist. to Rail [m]	0.7	0.4	0.6	1.2	1.6	1.6	0.8
Avg. Stride Freq. [Hz]	2.3	2.3	2.2	2.2	2.3	2.3	2.2
Avg. Stride Length [m]	5.4	7.3	7.3	7.4	7.3	7.2	7.1



- [ ] Ranking at each section and finish
- .-.- No data available at this section
- NA No data available



Horse/Jockey Name	Just A Hero
Final Rank	9
Fastest Section Time (Section)	0:11.84 (600m)
Top Speed [km/h] (Section)	61.7 (800m)
Race State	Finished



### Ipswich QLD Professional

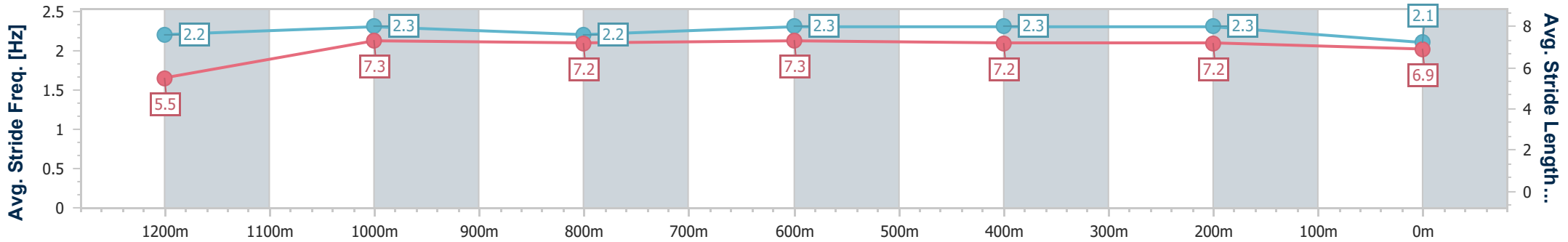
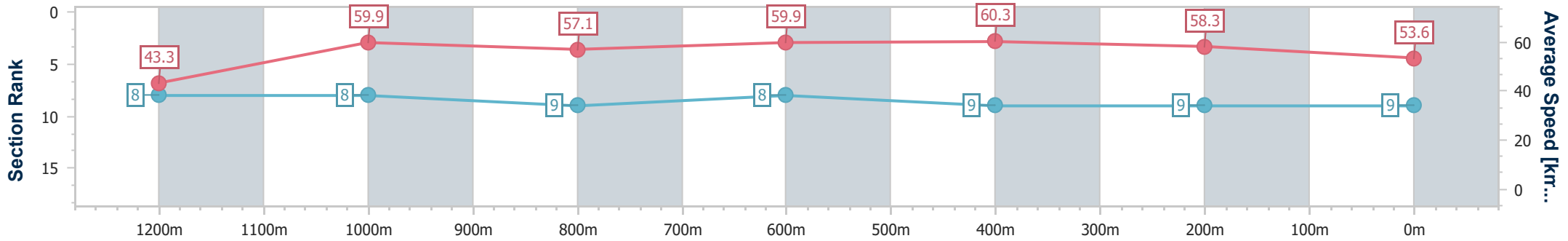
Race 4: TAB Maiden Handicap - 1350m

15 February 2024 - 14:44



Track Rating: Good 4, Weather: Overcast, Rail Position: +4.5m

Section	Overall	1200m	1000m	800m	600m	400m	200m
Section Times	1:26.70 [9] (0:12.44)	1:14.26 [8] (0:12.04)	1:02.22 [8] (0:12.57)	0:49.65 [9] (0:12.02)	0:37.63 [8] (0:11.84)	0:25.79 [9] (0:12.36)	0:13.43 [9] (0:13.43)
Average Speed [km/h]	43.3	59.9	57.1	59.9	60.3	58.3	53.6
Top Speed [km/h]	59.4	61.6	59.5	61.7	61.5	59.9	55.6
Avg. Dist. to Rail [m]	3.2	0.7	0.3	1.0	1.1	0.8	1.9
Avg. Stride Freq. [Hz]	2.2	2.3	2.2	2.3	2.3	2.3	2.1
Avg. Stride Length [m]	5.5	7.3	7.2	7.3	7.2	7.2	6.9



- [ ] Ranking at each section and finish
- .-.- No data available at this section
- NA No data available